



2009 Wisconsin Dairy Sheep Industry Overview

Cooperating with Wisconsin Department of Agriculture, Trade and Consumer Protection

Wisconsin Field Office P.O. Box 8934 · Madison, WI 53708-8934

(608) 224-4848 · (608) 224-4855 FAX · www.nass.usda.gov/wi E-mail: nass-wi@nass.usda.gov

December 2009

Survey Methodology

In September 2009, sheep milk producers in Wisconsin provided information about their operations. All licensed sheep milk producers were contacted. After a mailing and phone follow-up, information was gathered from 67 percent of operations. Basic data for incomplete reports was estimated using information from previous surveys and averages based on the good responses.

Production and Price

Wisconsin's 12 milking flocks produced over 829,000 pounds of milk in 2009. Milk sold at an average price of \$75.30 per hundred-weight (cwt.), with total receipts of \$578,304. Over half of producers received quality payments based on fat and protein content, while one-third received payments for low somatic cell counts.

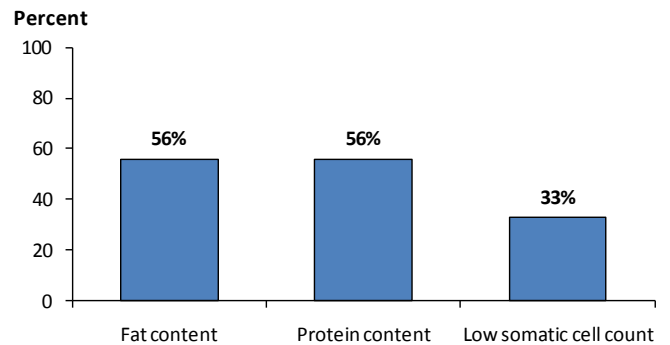
Number of Flocks, Number of Milking Ewes, Annual Production, and Production per Ewe: Wisconsin 2009

Number of flocks	Number of milking ewes	Annual Production	Production per ewe
Number		Lbs.	
12	1,911	829,800	434

Milk Price, Amount of Milk Sold, and Total Dollars Received: Wisconsin 2009

Price	Milk Sold	Receipts
Dollars per cwt.	Cwt.	Dollars
\$75.30	7,680	578,304

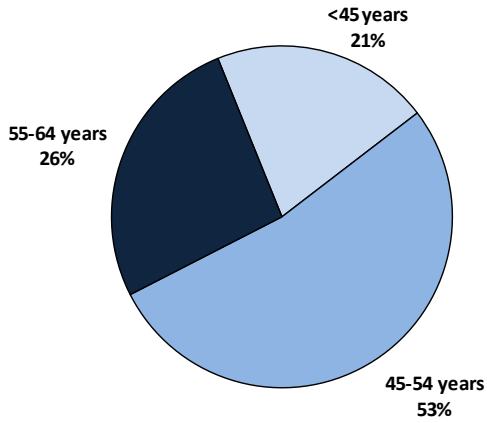
Operators Receiving Payments for Milk Quality for 6 or More of Last 12 Months: Wisconsin 2009



Demographics

Half of the dairy sheep operations that responded indicated their primary operator was male, while the other 50% of operations were jointly operated with both male and female operators. One-fifth of the primary operators are under age 45, about one-half are aged 45 to 54, and one-quarter are aged 55 to 64. Almost three-quarters of the primary operators came from a non-farm occupation prior to beginning their dairy sheep operation. Overall, 42 percent of sheep milk operations in Wisconsin use hired, non-family labor to help on their operations.

Age of Primary Operator: Wisconsin 2009



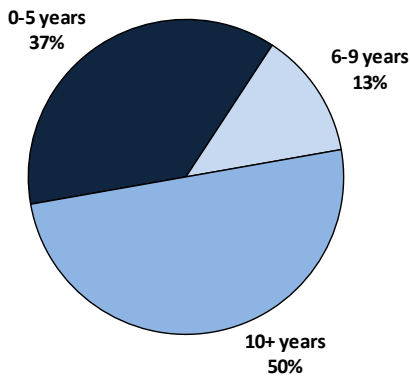
Former Occupation of Primary Operator: Wisconsin 2009

Milk cow dairy	Other livestock operation	Cropping Operation	Non-farm Occupation
Percent			
14	14	0	72

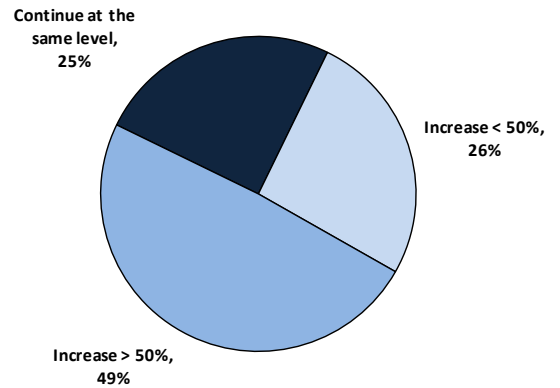
Future Plans

Many producers are experienced, with 50% milking for 10 or more years. Over one-third, however, have been milking for 5 or fewer years. Growth in the industry is likely to occur, as 75% of operations plan on increasing the size of their milking flocks in the next 5 years.

Number of Years Selling Sheep Milk: Wisconsin 2009



Plans for Next Five Years



Thank You

We would like to thank the farmers who took the time to respond to this survey. Producer input is crucial in maintaining the strength of Wisconsin's dairy sheep industry.