



Wisconsin had **5.0 days suitable for fieldwork** for the week ending August 14, 2022, according to the USDA’s National Agricultural Statistics Service. Harvesting of small grains continued, and farmers in the southern part of the State began their fourth cutting of alfalfa.

Topsoil moisture condition rated 4 percent very short, 16 percent short, 73 percent adequate and 7 percent surplus. **Subsoil moisture** condition rated 6 percent very short, 19 percent short, 72 percent adequate and 3 percent surplus.

Corn silking was 88 percent, 11 days behind last year and 3 days behind the 5-year average. Forty-four percent of corn had reached the dough stage, 5 days behind last year but even with the average. Four percent of corn had reached the dent state. Corn condition was 78 percent good to excellent statewide, up 2 percentage points from last week.

Soybeans blooming was 93 percent, 1 week behind last year but 3 days ahead of the average. Soybeans setting pods was 72 percent, 6 days behind last year and 2 days behind the average. Soybean condition was 77 percent good to excellent, up 3 percentage points from last week.

Oats coloring was at 97 percent, 2 days behind last year but 2 days ahead of the average. Oat harvested for grain was 44 percent, 3 days behind last year and 4 days behind the average. Oat condition was 81 percent good to excellent, up 3 percentage points from last week.

Potatoes harvested was at 12 percent, 8 days behind last year and 6 days behind the average. Potato condition was 91 percent good to excellent, down 1 percentage point from last week.

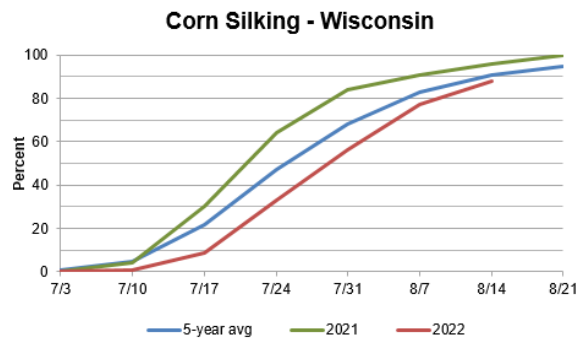
Winter wheat harvested for grain was 86 percent, 8 days behind last year and 2 days behind the average.

The third cutting of **alfalfa** was reported at 76 percent complete, 3 days ahead of last year and 6 days ahead of the average. The fourth cutting was 7 percent complete, 3 days ahead of both last year and the average. **All hay** condition was reported 78 percent good to excellent condition, even with last week.

Pasture condition was rated 71 percent good to excellent, up 3 percentage points from last week.

Crop Condition as of August 14, 2022

Item	Very Poor	Poor	Fair	Good	Excellent
	(percent)	(percent)	(percent)	(percent)	(percent)
Corn	1	4	17	54	24
Hay, all	1	4	17	59	19
Oats	0	1	18	64	17
Pasture and range ..	2	7	20	56	15
Potatoes	0	3	6	70	21
Soybeans	1	3	19	57	20



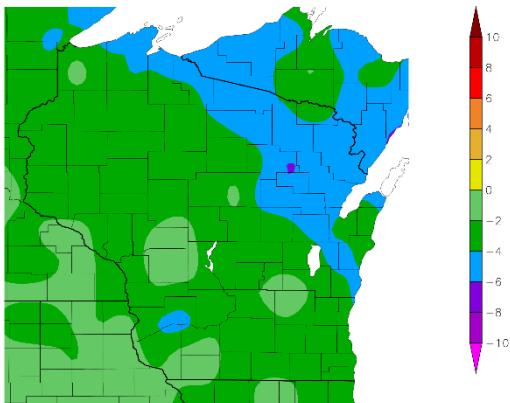
Crop Progress as of August 14, 2022

Item	Districts									State			
	NW	NC	NE	WC	C	EC	SW	SC	SE	This week	Last week	Last year	5-year avg
	(percent)	(percent)	(percent)	(percent)	(percent)	(percent)	(percent)	(percent)	(percent)	(percent)	(percent)	(percent)	(percent)
Corn silking	72	69	85	85	79	91	96	96	96	88	77	96	91
Corn dough	23	13	31	30	53	45	48	63	66	44	20	58	44
Hay, alfalfa, 3rd cutting	67	39	72	68	86	80	88	85	85	76	62	72	66
Hay, alfalfa, 4th cutting	0	0	0	3	0	9	14	17	14	7	3	3	4
Oats coloring	97	87	94	100	99	99	99	100	100	97	94	98	96
Oats harvested for grain	34	14	24	56	40	22	88	86	68	44	30	52	53
Soybeans blooming	97	87	90	91	88	92	95	93	96	93	87	97	91
Soybeans setting pods	64	50	75	71	57	73	82	79	76	72	57	82	76
Wheat, winter, harvested	77	71	81	79	55	82	95	99	99	86	76	95	89

Days Suitable for Fieldwork and Soil Moisture Condition as of August 14, 2022

Item	Districts									State		
	NW	NC	NE	WC	C	EC	SW	SC	SE	This week	Last week	Last year
Days suitable	(days) 4.6	(days) 4.9	(days) 4.2	(days) 5.2	(days) 5.6	(days) 4.4	(days) 4.9	(days) 5.3	(days) 5.3	(days) 5.0	(days) 5.8	(days) 4.5
Topsoil moisture	(percent)	(percent)	(percent)	(percent)	(percent)	(percent)	(percent)	(percent)	(percent)	(percent)	(percent)	(percent)
Very short	5	1	0	12	1	0	1	2	16	4	5	7
Short	27	4	12	26	7	11	6	16	41	16	19	13
Adequate	67	70	58	60	92	77	88	79	43	73	72	67
Surplus	1	25	30	2	0	12	5	3	0	7	4	13
Subsoil moisture												
Very short	7	1	4	8	0	0	8	4	32	6	8	9
Short	29	5	18	26	5	16	9	30	31	19	20	13
Adequate	62	94	61	64	95	78	77	64	37	72	70	69
Surplus	2	0	17	2	0	6	6	2	0	3	2	9

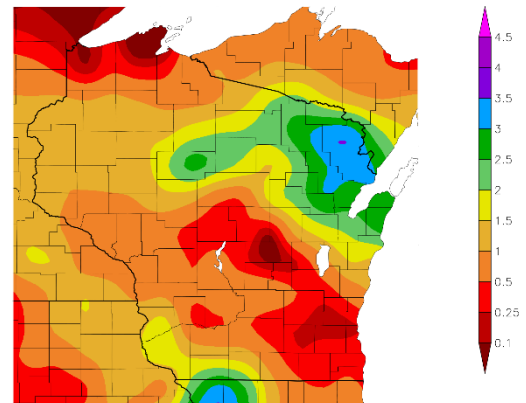
Departure from Normal Temperature (F)
8/8/2022 - 8/14/2022



Generated 8/15/2022 at HPRCC using provisional data.

NOAA Regional Climate Centers

Precipitation (in)
8/8/2022 - 8/14/2022



Generated 8/15/2022 at HPRCC using provisional data.

NOAA Regional Climate Centers