



Wisconsin Crop Progress

November 7, 2011

Vol. 11, No. 31

Soybean Harvest Wraps Up

Average temperatures and patchy fall precipitation continued this week. Some farmers in northeastern Wisconsin lost several days harvest time to rain and wet field conditions. Meanwhile, soil moisture remained short in the western part of the state; to date, the Eau Claire weather station has received 3.56 inches less rain than average for the fall season. Windy conditions continued to help corn dry down and harvest progressed rapidly, causing lines at some local elevators. The soybean harvest wrapped up with good yields and low moistures reported. There were 5.1 days suitable for fieldwork this week.

Across the reporting stations, average temperatures this week were normal to 2 degrees above normal. Average high temperatures ranged from 50 to 54 degrees, while average low temperatures ranged from 32 to 36 degrees. Precipitation totals ranged from 0.37 inches in Green Bay to 0.86 inches in Madison. Growing degree days for corn remain above normal for all reporting stations. If you are interested in further weather data, please reference the following sites:

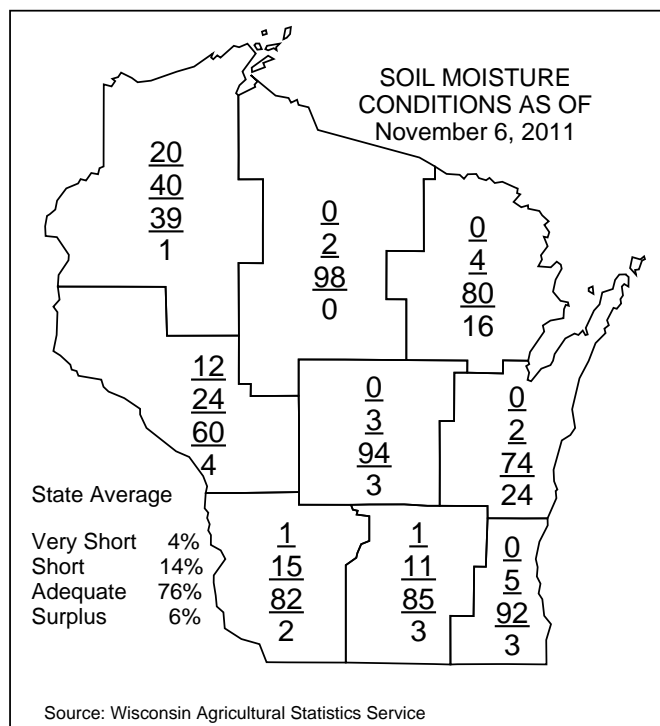
- <http://www.noaa.gov/>
- <http://www.aos.wisc.edu/~sco/>
- <http://www.cocorahs.org/>
- <http://www.weather.gov/>

Corn was 72 percent harvested statewide. Corn moistures varied quite a bit across the state. Yields and test weights were reportedly average to excellent, and better than forecasted in many areas.

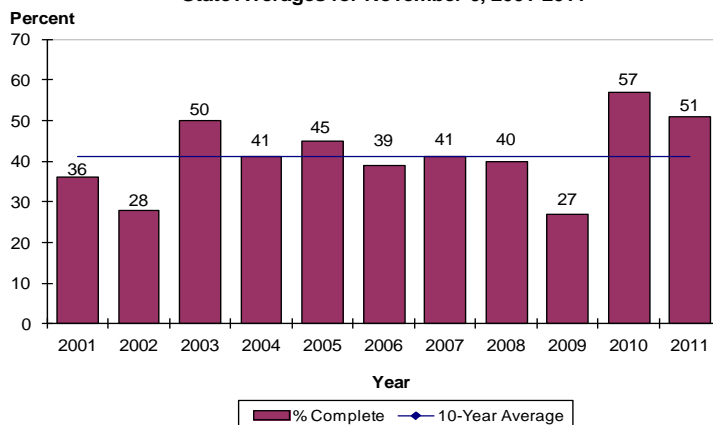
The **soybean** crop was 97 percent harvested, with only the few wettest fields still standing in most areas. Several reporters noted that the crop required little to no additional drying.

Fall tillage advanced to 51 percent complete. Manure hauling and incorporation were in full swing.

Winter wheat and **rye** were still going in as fields were cleared and emerging well with fall rains. **Christmas trees** were starting to be harvested and shipped for the upcoming holiday season.



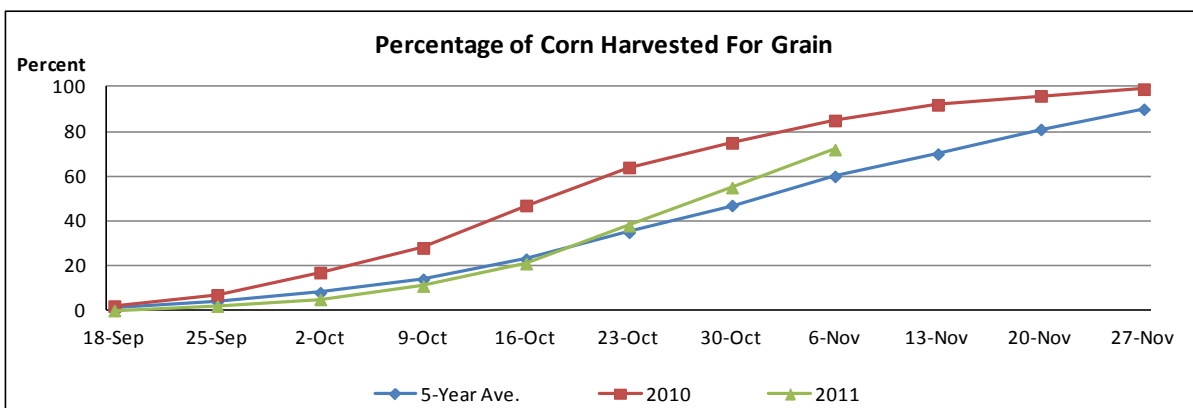
Fall Tillage Completed
State Averages for November 6, 2001-2011



Wisconsin Crop Conditions as of November 6, 2011

Item	V.-poor	Poor	Fair	Good	Excellent
Pasture	5	22	37	33	3

Source: USDA, NASS, Wisconsin Field Office.



Wisconsin Crop Progress, November 6, 2011

Crop and percent of acreage	District average									State average			
	NW	NC	NE	WC	C	EC	SW	SC	SE	This week	Last week	Last year	5-year average
Corn harvested for grain	71	62	50	76	71	63	78	75	64	72	55	85	58
Soybeans harvested	99	98	87	100	96	96	96	98	96	97	92	100	85
Fall tillage completed	44	76	50	51	61	54	42	43	58	51	41	57	41

Source: USDA, NASS, Wisconsin Field Office.

Wisconsin Crop Progress

Selected Quotes from Farm Reporters and County Ag Agents

All comments are used in creating this report, but only a few are published below.

POLK-A.M.: Harvest conditions have been near perfect but rain is needed.

CLARK-R.H.: I did see a couple of bean fields that are not harvested yet this week, but most are harvested. Corn for High Moisture is wrapped up. Some corn is moving to the driers, while some producers are waiting for corn to dry down in the field. Yields have been good for both corn and beans. I harvested a plot this week with adjusted 15 percent yields from 165-185 bushels per acre. Winter wheat and rye are emerging and look great.

ONEIDA-B.E.: Temperatures continued to be at or below normal for this time of year last week, we received no precipitation and are about 3 inches behind in total rainfall for the year. Several days with hard frost in the morning, calm to moderate winds.

SHAWANO-B.R.: The soybeans that were still out in the field this week were taken off even though the moisture was quite high. Corn is just not drying down the last few weeks. While some farmers are finding 18-22 percent in some fields, others are still looking at 30-35 percent. Winter wheat looks very good. Tillage is getting done with many muddy spots in fields that are not tilled.

LA CROSSE-I.H.: Soybeans are almost done, corn is pretty far along. Test weights are good, so is yield. Most corn is running 15-20 percent moisture. Average yield is well above that of last year.

MONROE-P.B.: Fall tillage is taking place as corn comes off. Yields have been very good.

TREMPEALEAU-D.W.: The soybeans are all but harvested with the exception of a few wet fields/acres. Corn harvest is progressing ahead of normal. Corn yields, test weights and moisture levels are all at or better than normal.

MARQUETTE-D.B.: Harvest is about done.

WAUPACA-D.L.H.: Harvest has slowed down due to recent wet weather. We had a good year despite the poor weather last spring.

FOND DU LAC-B.B.: The 1.30 inches of rain Wednesday put a stop to field work for two days. Corn yields running a good 180 bushels per acre, around 16 percent moisture. Beans averaged around 50 bushels per acre requiring very little (if any) drying down. Pleasant surprise on both counts. Winter Wheat is looking excellent. Soil moisture is borderline excessive.

SHEBOYGAN-E.P.: Field conditions are very wet. Corn harvest slow and all day rain has stopped combining. Conditions are no good for fall plowing.

GRANT-E.B.: Getting ready for winter.

IOWA-K.M.: Harvest continues around the county. A few corn fields still remain. Fall tillage is underway in many parts of the county.

SAUK-J.P.: There is still a lot of corn to be harvested. Quite a difference between low ground and high ground with low ground being much better. Still a few soybeans in fields. Lots of liquid manure being spread.

COLUMBIA-B.K.: Soybean harvest is done for all intents and purposes. Some producers are done with corn and moving onto spreading fertilizer and fall tillage. Yields were good but varied a lot depending on soil type and occasional rains at critical times during the growing season.

ROCK-C.O.: Harvest of second crop soybeans is under way, but yields not as good as last year. Corn harvest all but done, now manure application and tillage.

WASHINGTON-G.S.: Corn and soybean harvest is winding down. Field conditions are good for fall tillage activities. Winter crops are emerging and doing well in this weather.

WAUKESHA-R.F.: Corn harvest is going well, running 160 bushels to the acre. We are hauling manure. Best crop of pears ever had in our lives - 15 bushels off one tree.



USDA, NASS, Wisconsin Field Office
P.O. Box 8934
Madison, WI 53708-8934
(608) 224-4848
<http://www.nass.usda.gov/wi/>

Robert J. Battaglia
Director

This report has been made possible through the cooperative efforts of the U.S. Department of Agriculture, and the Wisconsin Department of Agriculture, Trade and Consumer Protection, and the National Weather Service.

Wisconsin Weekly Weather, Selected Cities, Ending as of 7:00 a.m. on November 6, 2011

City	Temperature						Growing degree days (modified base 50) 1/		Precipitation				
	Avg. max.	Avg. min.	High max.	Low min.	Avg.	Avg. dep. from normal *	Mar. 1 to Nov. 5	Mar. 1 to Nov. 5 normal*	Last Week	Since Sept. 1	Sept. 1 dep. from normal *	Year to date	Year dep. from normal *
Eau Claire	50	32	57	19	41	1	2808	2584	0.39	2.69	-3.56	30.17	0.60
Green Bay	52	33	60	27	43	2	2655	2442	0.37	6.23	0.57	33.07	7.24
La Crosse	53	34	64	23	44	1	3148	2933	0.44	4.80	-1.12	32.91	3.53
Madison	54	32	63	23	43	0	3014	2896	0.86	5.50	-0.11	25.80	-3.51
Milwaukee	54	36	62	29	45	0	2864	n.a.	0.76	5.07	-1.11	28.36	-1.81

1/ Formula used: GDD = (daily maximum (86°) + daily minimum (50°))/2-50°; where 86° is used if the maximum exceeds 86° and 50° is used if the minimum falls below 50°. *Normal based on 1971-2000 data. Source: NCEP/NOAA Climate Prediction Center <http://www.cpc.ncep.noaa.gov>. n.a.=not available. T=trace. Source: USDA, NASS, Wisconsin Field Office.