



Telephone: 1-304-357-5123
Email: nass-wv@usda.gov



National Agricultural
Statistics Service
West Virginia Field Office
in cooperation with
West Virginia
Department of Agriculture
Kent Leonhardt, Commissioner
Alissa Cowell-Mytar, State Statistician

Released: May 2025

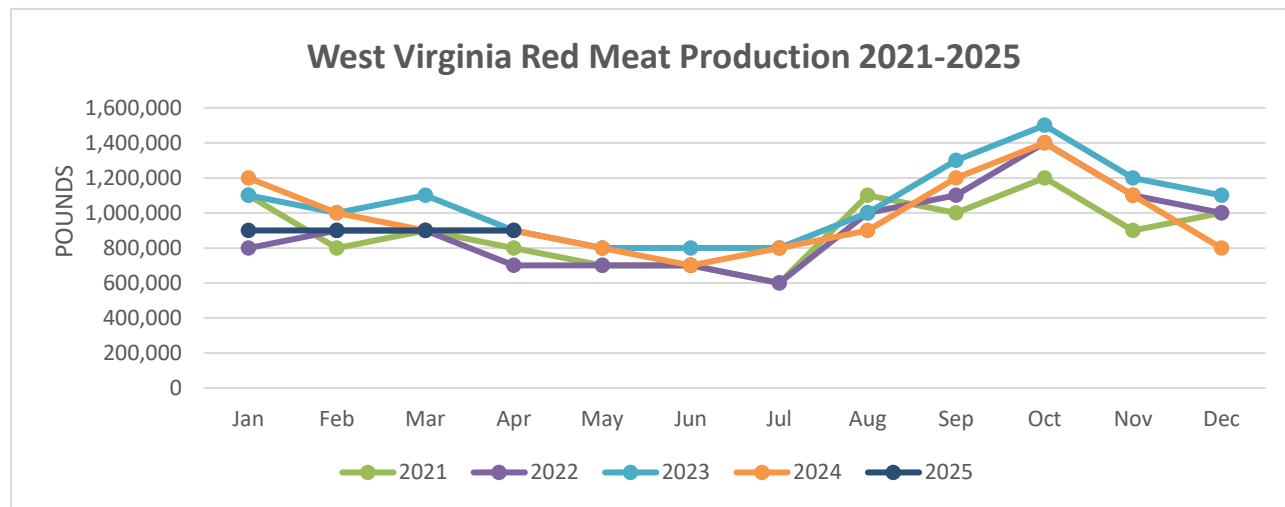
Volume 38, Number 5

MAY CROP PRODUCTION

On farm hay stocks, in West Virginia as of May 1, 2025, totaled 85,000 tons. This is 100,000 tons less than what was on hand last year at this time. The disappearance of all hay stocks on farms from December 1, 2024 - May 1, 2025, was 595,000 tons, unchanged from December 1, 2023 - May 1, 2024, crop disappearance of 595,000 tons for the same period.

RED MEAT PRODUCTION

Commercial red meat production in West Virginia during April 2025 totaled 900,000 pounds. This was down 5 percent from April 2024. Commercial red meat production is the carcass weight after slaughter including beef, veal, pork, lamb and mutton. Individual commodity production is total live weight of commercial slaughter. **Commercial cattle slaughter** totaled 1,151,000 pounds live weight, down 10 percent from April 2024. Cattle slaughter totaled 900 head, down 200 head from the previous year. **Commercial hog slaughter** totaled 148,000 pounds live weight, down 19 percent from last year. Hog slaughter totaled 500 head, down 100 head from the previous year.

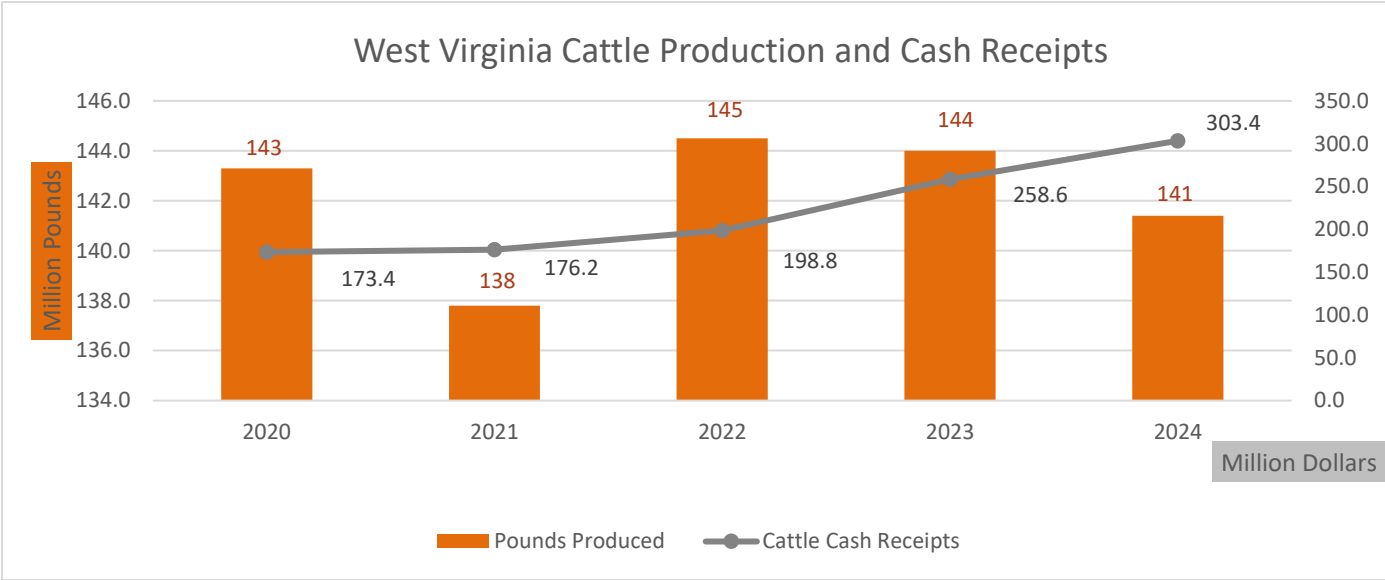


CATTLE AND CALVES PRODUCTION, DISPOSITION AND INCOME

The production of cattle and calves in West Virginia during 2024 totaled 141.4 million pounds, down 2 percent from the total of 144.0 million pounds in 2023. The value of production of cattle and calves totaled \$283.0 million, up from \$245.7 million in 2023.

Total cash receipts from marketings for cattle and calves were \$303.4 million, up 17 percent from cash receipts of \$258.6 million in 2023. All cattle and calf marketings during 2024 reached 152.3 million pounds, up 1 percent from 150.3 million pounds in 2023.

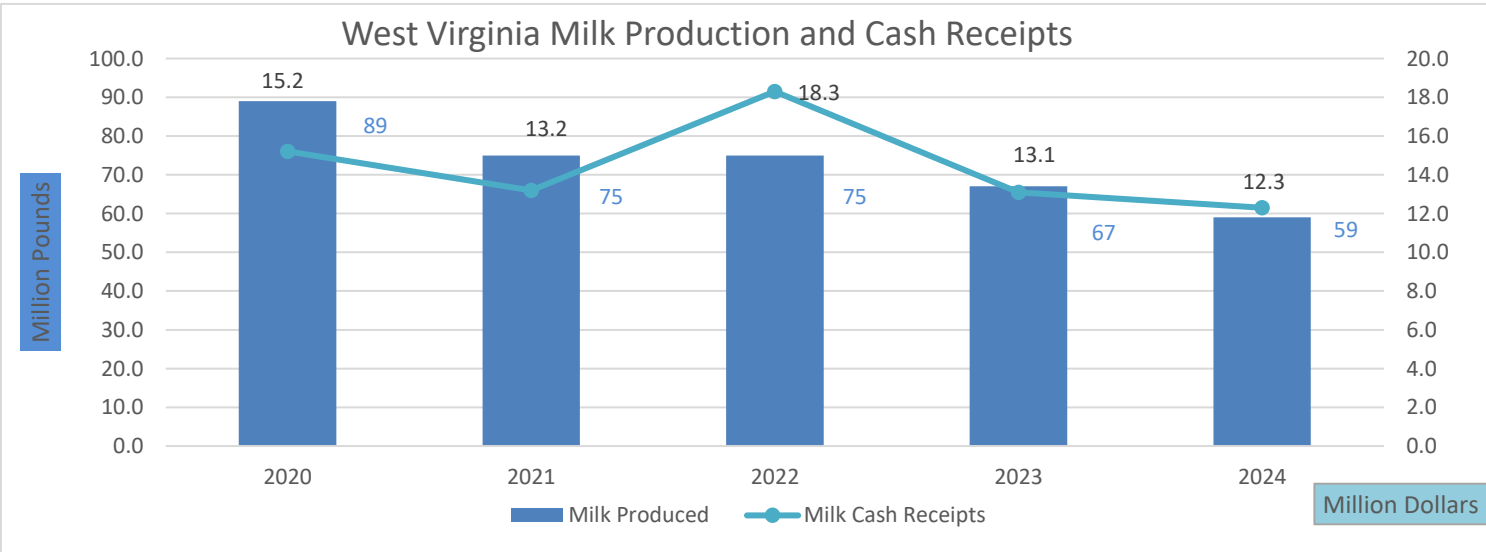
The **2024 gross income** from cattle and calves was \$314.3 million, up 16 percent from the 2023 gross income of \$270.1 million.



MILK PRODUCTION, DISPOSITION AND INCOME

Milk production in West Virginia totaled 59 million pounds during 2024. The average number of milk cows during the year was 4,000 head, down 500 head from 2023. Average milk production per cow was 14,750 pounds or around 1,715 gallons, down 139 pounds from the 2023 number of 14,889 pounds.

Cash receipts from marketings of milk during 2024 totaled \$12.3 million. Producer returns averaged \$21.60 per hundredweight, up \$1.40 per hundredweight from 2023. Milk marketed by producers totaled 57 million pounds or 6.6 million gallons in 2024, down 8 million pounds from the 2023 number of 65 million pounds. Marketings include whole milk sold to plants and dealers as well as milk sold directly to consumers.



POULTRY PRODUCTION AND VALUE

The West Virginia **combined value of production and value of sales** from broilers, turkeys, eggs, and the value of sales from chickens in 2024, was \$386.8 million, down 9 percent from the combined value of \$424.3 million in 2023. Of the combined total, 66 percent was from broilers, 18 percent from turkeys, 16 percent from eggs, and less than 1 percent from sales of chickens.

There were 83.1 million **broilers produced** in West Virginia during 2024. Total live weight was 340.7 million pounds, value of production totaled \$253.5 million. The average live weight equivalent price was 74.4 cents per pound.

Turkeys raised in West Virginia totaled 3.9 million head, and total live weight was 126.75 million pounds. Value of production totaled \$71.1 million. The average live weight equivalent price was 56.1 cents per pound.

The **number of chickens sold** for slaughter (excluding broilers) totaled 1.84 million head, up 3 percent from the 2023 total of 1.79 million head sold. The number of pounds sold was 14.9 million pounds, up 3 percent from the 2023 number of 14.5 million pounds sold. Value of sales totaled \$553.0 thousand, down from \$1.18 million in 2023. Prices averaged 3.7 cents per pound, down from the 2023 price of 8.1 cents per pound.

	Number Produced		Pounds		Value of Production ^{1/}		Price Per Pound	
	2023	2024	2023	2024	2023	2024	2023	2024
	Million		Million		Million Dollars		Cents Per Pound ^{3/}	
Broilers	83.5	83.1	325.7	340.7	232.2	253.5	71.3	74.4
Turkeys	4.0	3.9	126.8	126.8	119.2	71.1	94.0	56.1
Chickens ^{2/}	1.79	1.84	14.5	14.9	1.18	.55	8.1	3.7
Eggs	294.8	275.4	N/A	N/A	71.7	61.6	291.8	268.6

1/ Value of Sales for chickens. 2/Number of chickens sold for slaughter (excluding broilers). 3/ Price Per Dozen on Eggs. N/A – Not Applicable.

Animal Health Bulletin: Have you requested your RFID (Radio Frequency Identification) tags?

The WVDA Animal Health Division has received RFID official identification tags from the USDA for distribution to West Virginia cattle producers. These tags are at no cost and are for use in cattle only. Producers can request a minimum of 10, but up to 100 of these free tags. If more than 100 tags are needed, a special request can be made; however, all tags must be used on one premises. Swine, captive cervid, sheep, and goat producers can also request tags, but are limited to one free tag (approximately 30 tags) of WVDA RFID tags per year.

Before requesting tags, you must obtain a premises identification number (PIN). A PIN is a unique code that is assigned to a single physical location and should correlate with the location of your animals. This may be the same as your mailing address or may require contacting the local 911 director to verify the address where your animals are kept. A PIN can be obtained by calling 304-558-2214 or completing the online application at: <https://agriculture.wv.gov/divisions/animal-health/premise-farm-id/>.

The USDA's Animal Disease Traceability Rule and guidelines can be found at the following website: www.aphis.usda.gov/livestock-poultry-disease/traceability

To request tags or for more information, please contact WVDA's Animal Health Division at 304-558-2214.



United States Department of Agriculture
National Agricultural Statistics Service
West Virginia Department of Agriculture
1900 Kanawha Boulevard East
Charleston, West Virginia 25305

988

Suicide & Crisis Lifeline

Subscribe to receive the *Mountain State Reporter* by email:
[https://www.nass.usda.gov/Statistics_by_State/West_Virginia](https://www.nass.usda.gov/Statistics_by_State/West_Virginia/Subscribe_to_WV_Reports/index.php)
/ [Subscribe_to_WV_Reports/index.php](https://www.nass.usda.gov/Statistics_by_State/West_Virginia/Subscribe_to_WV_Reports/index.php)