



# Crop Progress and Condition

**USDA, NASS, Virginia Field Office**  
Herman Ellison, State Statistician  
601 W Broadway, Rm 645  
Louisville, KY 40202  
(502) 907-3250  
**Homepage:** <http://www.nass.usda.gov/va>

**In Cooperation with:**  
U.S. Dept. of Commerce - NOAA  
Virginia Tech  
Virginia State University  
Virginia Cooperative Extension Service  
Virginia Department of Agriculture and Consumer Services

Released: June 17, 2024

Issue: 15-24

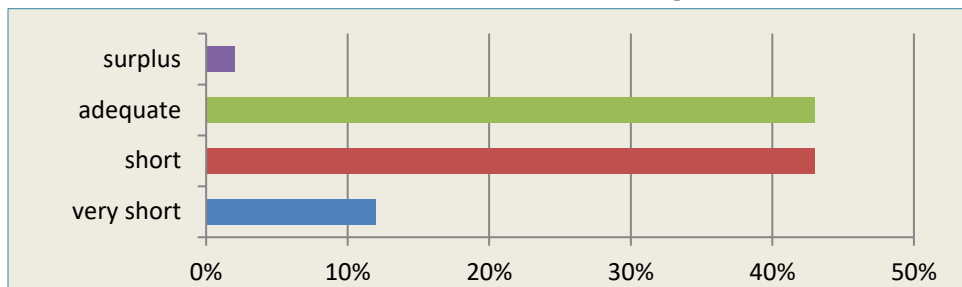
**Agricultural News:** Days suitable for fieldwork were 6.9. Weather conditions were warm and very dry. There are abnormally dry drought conditions in the State. Farming activities for the week included harvesting barley and wheat.

## SOIL MOISTURE for week ending 6/16/24

	Very Short	Short	Adequate	Surplus
	%	%	%	%
Topsoil	12	43	43	2
Subsoil	6	32	62	-

- Represents zero.

## TOPSOIL MOISTURE for week ending 6/16/24



## CROP CONDITIONS for week ending 6/16/24

Crop	Very Poor	Poor	Fair	Good	Excellent
	%	%	%	%	%
Barley	1	7	35	46	11
Corn	2	3	21	69	5
Cotton	-	-	16	84	-
Hay, Alfalfa	-	9	22	62	7
Hay, Other	2	8	32	52	6
Pasture	3	10	30	52	5
Peanuts	-	-	1	88	11
Soybeans	1	2	31	62	4
Winter Wheat	-	1	25	70	4

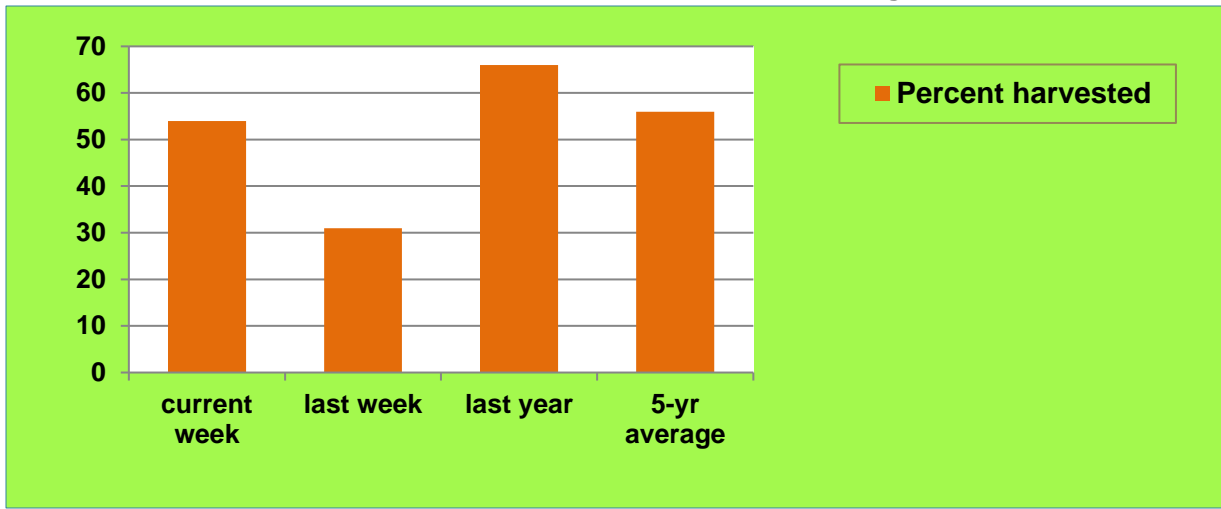
- Represents zero.

## CROP PROGRESS for week ending 6/16/24

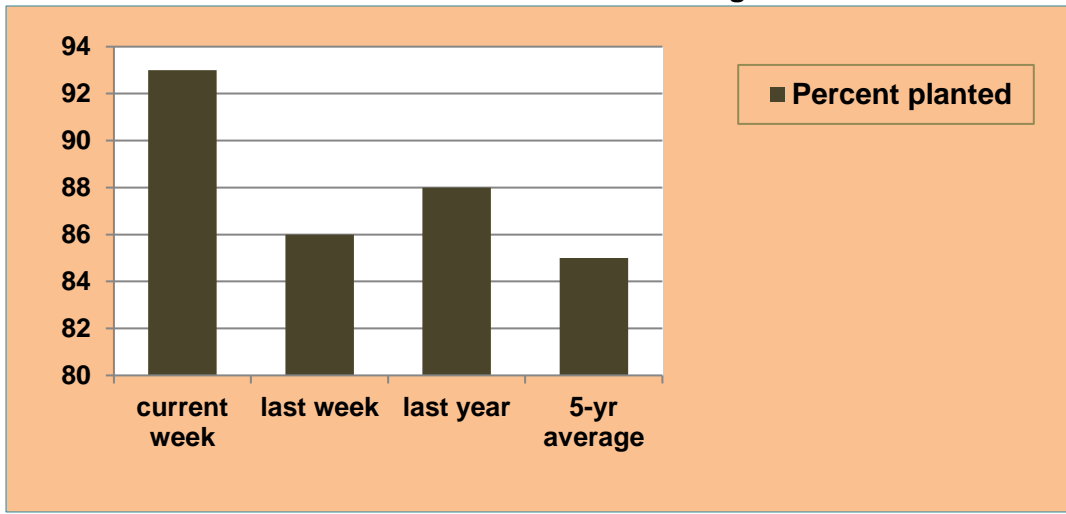
Crop Stage	This Week	Last Week	Last Year	5-Yr Avg
	%	%	%	%
Barley harvested for grain	54	31	66	56
Corn emerged	93	89	96	-
Cotton squaring	23	15	16	19
Peanuts pegging	10	-	-	4
Soybeans planted	93	86	88	85
Soybeans emerged	75	63	69	70
Tobacco, Burley transplanted	94	88	88	90
Tobacco, Fire-cured transplanted	95	86	-	-
Winter Wheat harvested for grain	33	19	26	30

-Represents zero or data not available.

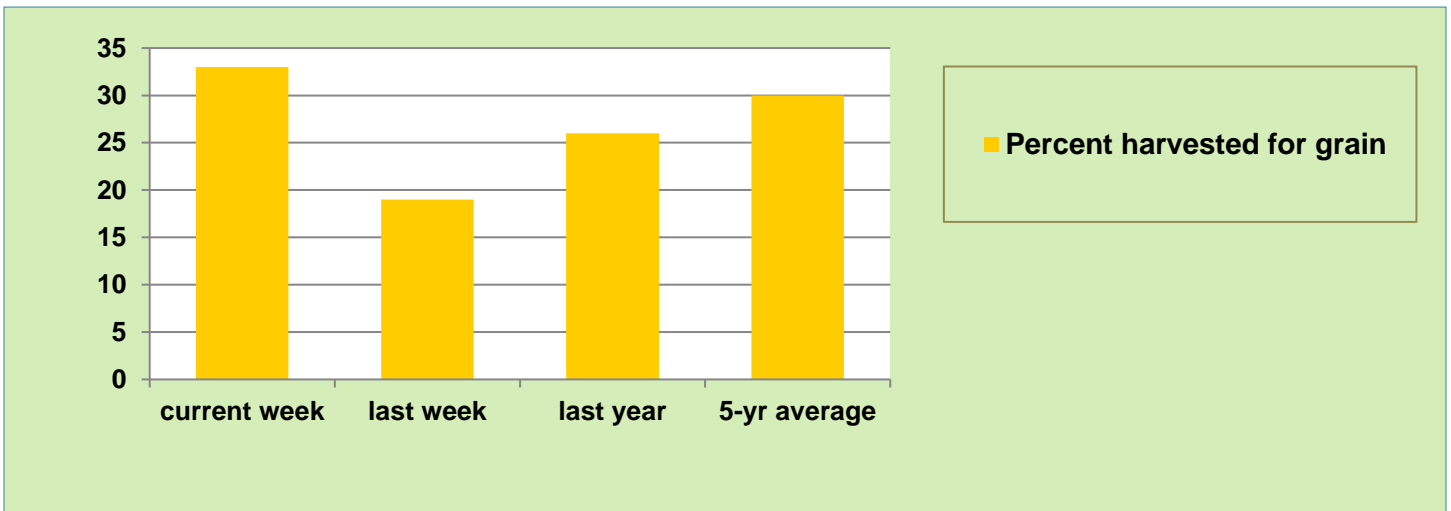
**BARLEY HARVESTED FOR GRAIN for week ending 6/16/24**



**SOYBEANS PLANTED for week ending 6/16/24**



**WINTER WHEAT HARVESTED FOR GRAIN for week ending 6/16/24**



**Weather Summary- For the week ending June 16, 2024**

City	Temperature				Precipitation				
	Avg. high	Avg. low	Avg. mean	Avg. dep. from normal *	Last Week	Since June 1	June 1 dep. from normal *	Jan. 1, 2024 to date	Jan. 1, 2024 dep. from normal *
Lynchburg	85.7	59.4	72.6	+1.1	0.00	0.04	-2.0	18.05	-1.6
Norfolk	83.7	67.3	75.5	-0.6	0.35	0.78	-1.6	24.01	+4.5
Richmond	87.3	64.0	75.6	+1.1	0.00	0.54	-1.9	25.24	+5.8
Roanoke	85.4	61.9	73.6	+0.3	0.00	0.68	-1.9	15.87	-4.0
Wash/Dulles	84.7	58.9	71.8	-0.1	0.03	0.28	-2.1	17.58	-2.0

\*Normals value based on 1991-2020 normals data. Source: NOAA Southeast Regional Climate Center <https://www.sercc.com/>.