



Crop Progress and Condition

USDA, NASS, Virginia Field Office
Herman Ellison, State Statistician
601 W Broadway, Rm 645
Louisville, KY 40202
(502) 907-3250
Homepage: <http://www.nass.usda.gov/va>

In Cooperation with:
U.S. Dept. of Commerce - NOAA
Virginia Tech
Virginia State University
Virginia Cooperative Extension Service
Virginia Department of Agriculture and Consumer Services

Released: September 5, 2023

Issue: 26-23

Agricultural News: Days suitable for fieldwork were 6.5. Weather conditions were mostly warm and dry, but there were scattered showers. Crops and livestock are experiencing drought stress. There are abnormally dry to severe drought conditions in the State. Farming activities for the week included feeding hay to cattle, calving, and harvesting corn.

SOIL MOISTURE for week ending 09/03/23

	Very Short	Short	Adequate	Surplus
	%	%	%	%
Topsoil	28	31	40	1
Subsoil	22	34	43	1

- Represents zero.

CROP and LIVESTOCK CONDITIONS for week ending 09/03/23

Crop	Very Poor	Poor	Fair	Good	Excellent
	%	%	%	%	%
Apples	13	21	26	38	2
Corn	3	11	23	56	7
Cotton	-	1	16	83	-
Hay, Alfalfa	6	12	39	39	4
Hay, Other	8	12	45	35	-
Pasture	16	18	36	29	1
Peanuts	-	1	16	83	-
Soybeans	1	6	25	64	4
Livestock	1	5	25	63	6

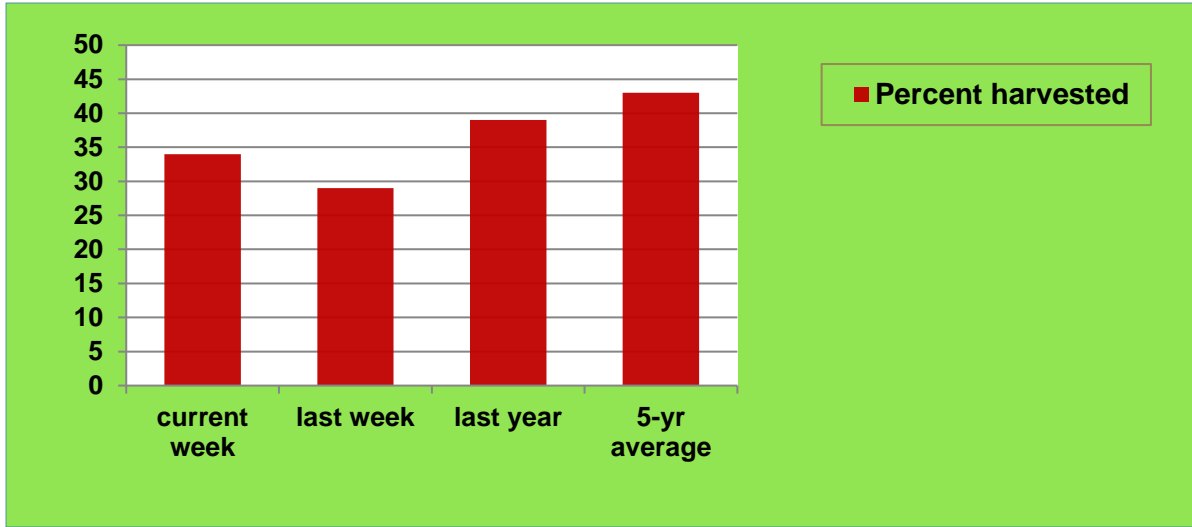
- Represents zero.

CROP PROGRESS for the week ending 09/03/23

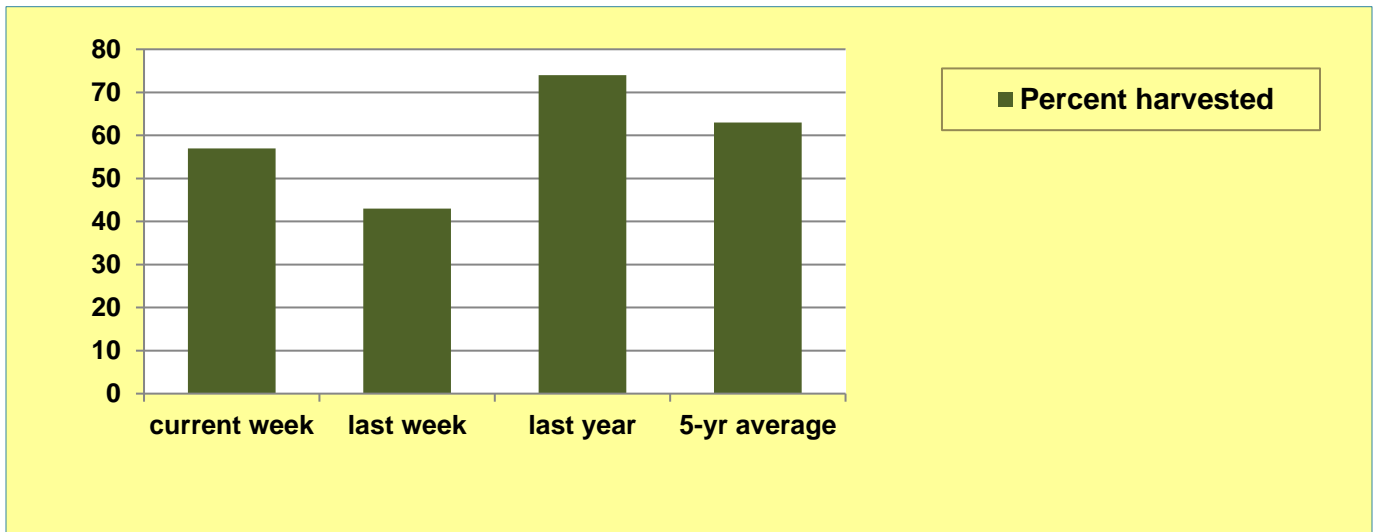
Crop Stage	This Week	Last Week	Last Year	5-Yr Avg
	%	%	%	%
Apples harvested	34	29	39	43
Corn dented	87	81	97	89
Corn mature	60	42	73	57
Corn for grain harvested	25	12	21	18
Corn for silage harvested	57	43	74	63
Cotton bolls opening	41	29	42	26
Soybeans blooming	96	92	-	-
Soybeans setting pods	88	77	95	84
Soybeans dropping leaves	6	-	9	5
Tobacco, Flue-cured harvested	65	57	81	62

- Represents data not available or zero.

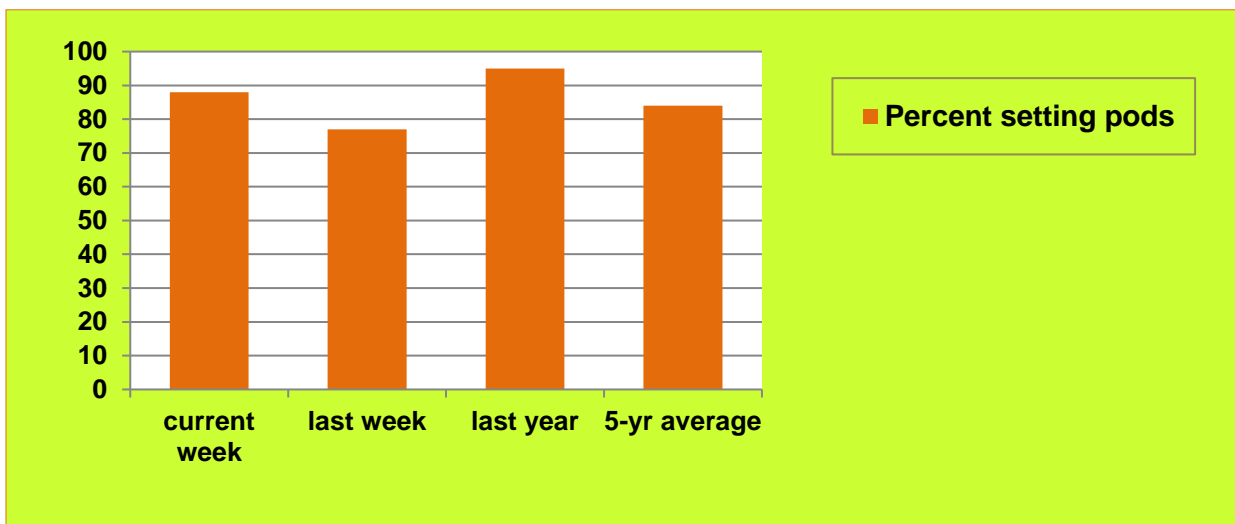
APPLES HARVESTED for week ending 09/03/23



CORN FOR SILAGE HARVESTED for week ending 09/03/23



SOYBEANS SETTING PODS for week ending 09/03/23



Weather Summary- For the week ending September 03, 2023

City	Temperature				Precipitation				
	Avg. high	Avg. low	Avg. mean	Avg. dep. from normal *	Last Week	Since Sept. 1	Sept. 1 dep. from normal *	Jan. 1, 2023 to date	Jan. 1, 2023 dep. from normal *
Lynchburg	82.4	62.1	72.3	-0.2	0.42	0.00	-0.3	31.61	+2.5
Norfolk	82.9	68.7	75.8	-1.7	2.66	0.00	-0.6	37.67	+3.6
Richmond	86.0	64.7	75.4	-0.2	0.25	0.00	-0.5	26.22	-5.2
Roanoke	84.7	64.4	74.6	+0.5	0.37	0.00	-0.4	25.22	-4.8
Wash/Dulles	86.9	65.0	75.9	+2.3	0.01	0.00	-0.4	19.22	-10.4

*Normals value based on 1991-2020 normals data. Source: NOAA Southeast Regional Climate Center <https://www.sercc.com/>.