



Crop Progress and Condition

USDA, NASS, Virginia Field Office
Herman Ellison, State Statistician
601 W Broadway, Rm 645
Louisville, KY 40202
(502) 907-3250
Homepage: <http://www.nass.usda.gov/va>

In Cooperation with:
U.S. Dept. of Commerce - NOAA
Virginia Tech
Virginia State University
Virginia Cooperative Extension Service
Virginia Department of Agriculture and Consumer Services

Released: July 24, 2023

Issue: 20-23

Agricultural News: Days suitable for fieldwork were 6.3. Weather conditions were warm and humid with spotty rain. The moisture has been beneficial to the crops, but there are some drowned out spots in fields. There are abnormally dry to moderate drought conditions in the State. Farming activities for the week included planting soybeans and harvesting apples.

SOIL MOISTURE for week ending 07/23/23

	Very Short	Short	Adequate	Surplus
	%	%	%	%
Topsoil	8	18	67	7
Subsoil	12	22	60	6

- Represents zero.

CROP CONDITIONS for week ending 07/23/23

Crop	Very Poor	Poor	Fair	Good	Excellent
	%	%	%	%	%
Corn	1	5	23	62	9
Cotton	-	2	10	87	1
Hay, Alfalfa	2	8	23	60	7
Hay, Other	4	10	30	52	4
Pasture	5	13	32	45	5
Peanuts	-	-	13	87	-
Soybeans	3	3	28	59	7
Tobacco, Burley	-	-	5	85	10
Tobacco, Fire-cured	-	-	8	74	18
Tobacco, Flue-cured	-	-	22	61	17

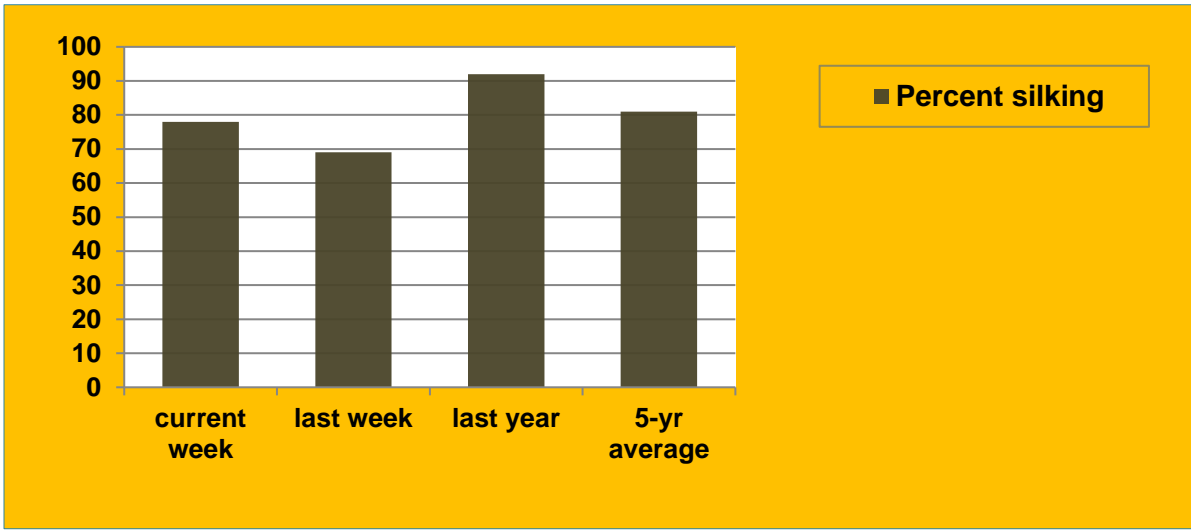
- Represents zero.

CROP PROGRESS for the week ending 07/23/23

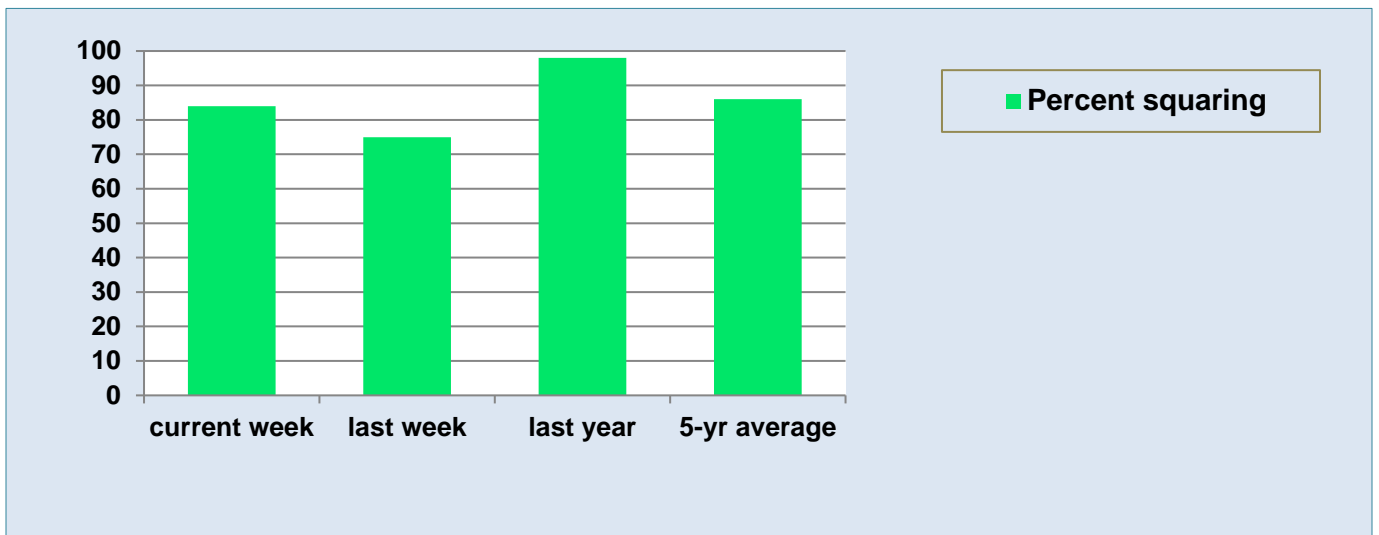
Crop Stage	This Week	Last Week	Last Year	5-Yr Avg
	%	%	%	%
Apples harvested	7	4	9	10
Corn silking	78	69	92	81
Corn dough	46	30	61	50
Corn dented	19	8	26	-
Cotton squaring	84	75	98	86
Cotton setting bolls	35	21	59	39
Peanuts pegging	70	60	87	74
Soybeans blooming	47	32	69	46
Soybeans setting pods	24	16	24	19
Tobacco, Flue-cured harvested	10	-	16	-

- Represents data not available or zero.

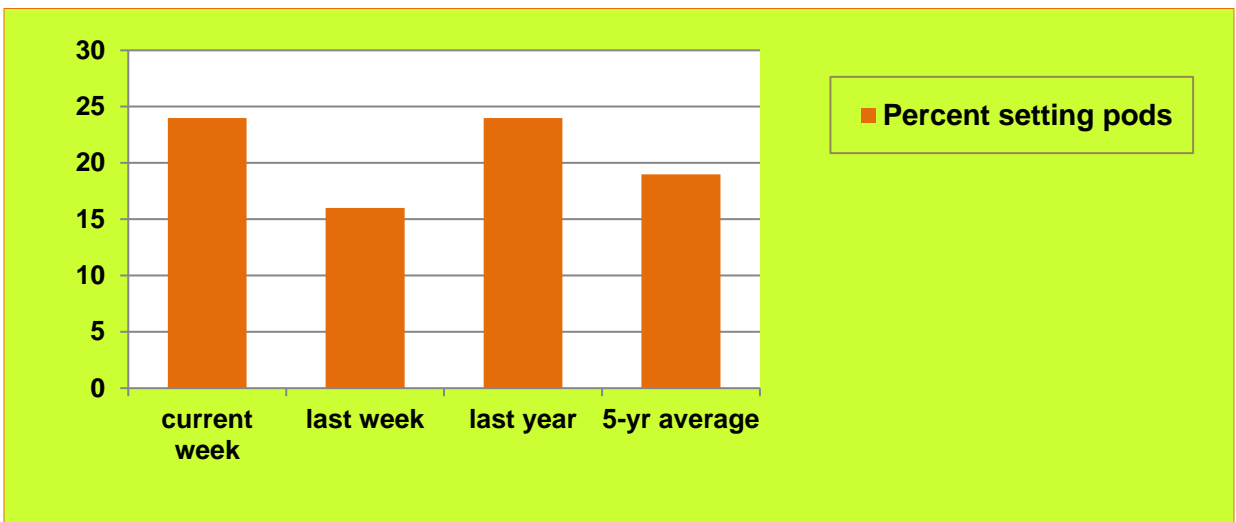
CORN SILKING for week ending 07/23/23



COTTON SQUARING for week ending 07/23/23



SOYBEANS SETTING PODS for week ending 07/23/23



Weather Summary- For the week ending July 23, 2023

City	Temperature				Precipitation				
	Avg. high	Avg. low	Avg. mean	Avg. dep. from normal *	Last Week	Since June 1	June 1 dep. from normal *	Jan. 1, 2023 to date	Jan. 1, 2023 dep. from normal *
Lynchburg	85.9	65.6	75.7	-0.5	0.28	14.62	+7.8	29.20	+4.8
Norfolk	88.1	74.7	81.4	+0.1	3.43	13.44	+4.8	27.73	+1.9
Richmond	89.0	71.0	80.0	+0.4	0.83	7.91	+0.1	22.59	-2.3
Roanoke	86.7	67.7	77.2	-0.8	2.04	9.53	+1.7	23.58	-1.7
Wash/Dulles	88.9	66.6	77.7	+0.2	1.20	6.94	-0.5	16.92	-7.8

*Normals value based on 1991-2020 normals data. Source: NOAA Southeast Regional Climate Center <https://www.sercc.com/>.