



Crop Progress and Condition

USDA, NASS, Virginia Field Office
Herman Ellison, State Statistician
601 W Broadway, Rm 645
Louisville, KY 40202
(502) 907-3250
Homepage: <http://www.nass.usda.gov/va>

In Cooperation with:
U.S. Dept. of Commerce - NOAA
Virginia Tech
Virginia State University
Virginia Cooperative Extension Service
Virginia Department of Agriculture and Consumer Services

Released: June 5, 2023

Issue: 13-23

Agricultural News: Days suitable for fieldwork were 6.0. Weather conditions were mostly warm with scattered rain. There are abnormally dry and moderate drought conditions in the State. Some grasses are showing drought stress and some crop progress has been delayed due to cooler soil temperatures. Farming activities for the week included planting sweet potatoes and harvesting barley for grain.

SOIL MOISTURE for week ending 06/04/23

	Very Short	Short	Adequate	Surplus
	%	%	%	%
Topsoil	3	24	70	3
Subsoil	4	21	73	2

- Represents zero.

CROP and LIVESTOCK CONDITIONS for week ending 06/04/23

Crop	Very Poor	Poor	Fair	Good	Excellent
	%	%	%	%	%
Apples	1	4	23	69	3
Barley	-	1	30	65	4
Corn	1	2	26	68	3
Cotton	-	-	1	98	1
Hay, Alfalfa	1	3	23	71	2
Hay, Other	2	9	40	47	2
Peanuts	-	-	1	98	1
Soybeans	1	3	23	71	2
Tobacco, Burley	-	-	5	85	10
Tobacco, Fire-cured	-	-	20	52	28
Tobacco, Flue-cured	-	-	20	50	30
Winter Wheat	1	1	28	68	2
Pasture	2	16	32	45	5
Livestock	-	3	21	64	12

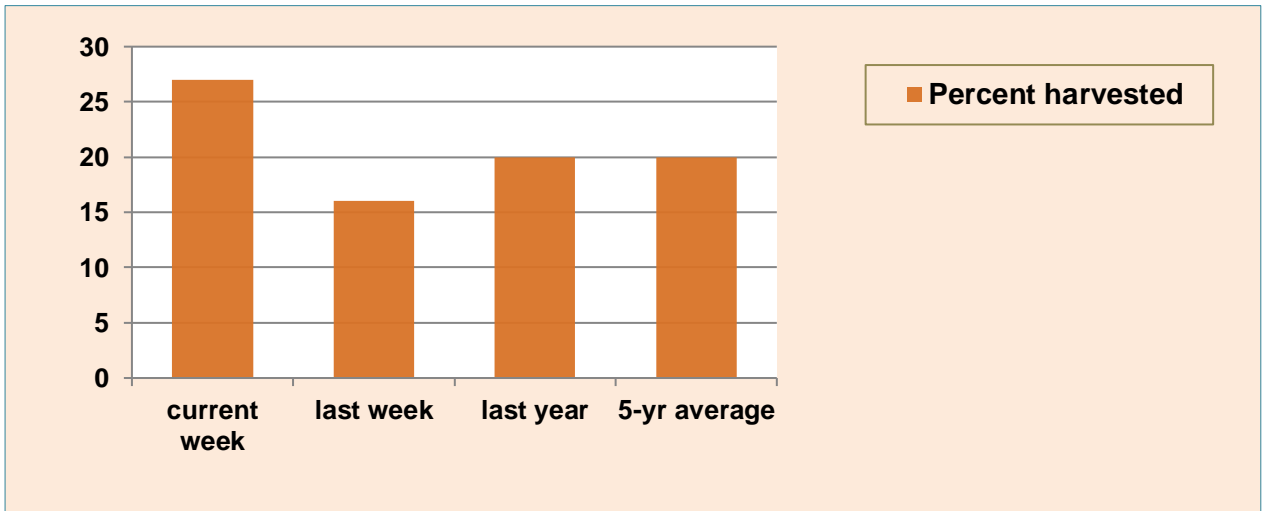
- Represents zero.

CROP PROGRESS for the week ending 06/04/23

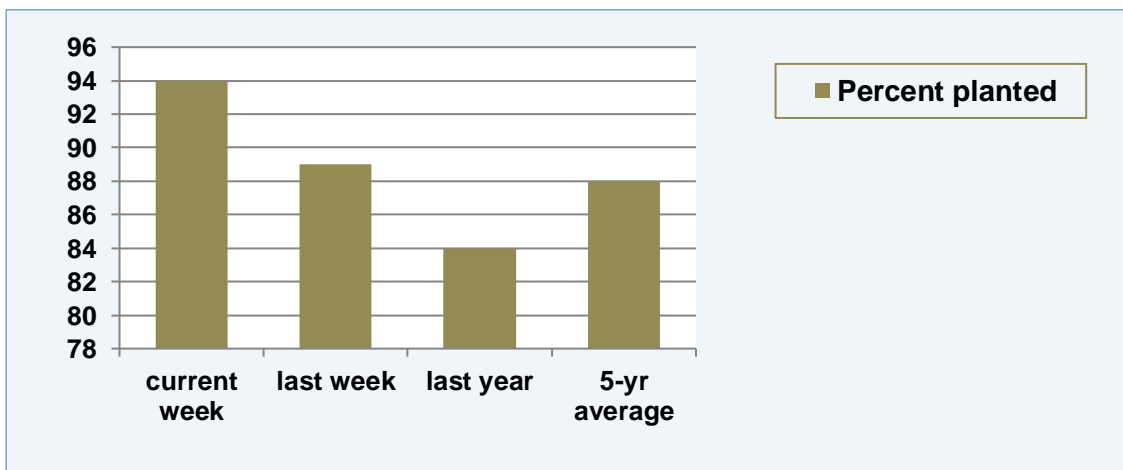
Crop Stage	This Week	Last Week	Last Year	5-Yr Avg
	%	%	%	%
Barley harvested for grain	27	16	20	20
Corn emerged	90	84	95	89
Cotton planted	94	89	84	88
Cotton squaring	3	-	7	4
Peanuts planted	92	81	96	92
Soybeans planted	77	69	82	65
Soybeans emerged	49	38	61	47
Tobacco, Burley transplanted	74	60	78	69
Tobacco, Fire-cured transplanted	87	79	81	76
Tobacco, Flue-cured transplanted	87	80	91	85
Winter Wheat harvested for grain	4	-	7	5

- Represents data not available or zero.

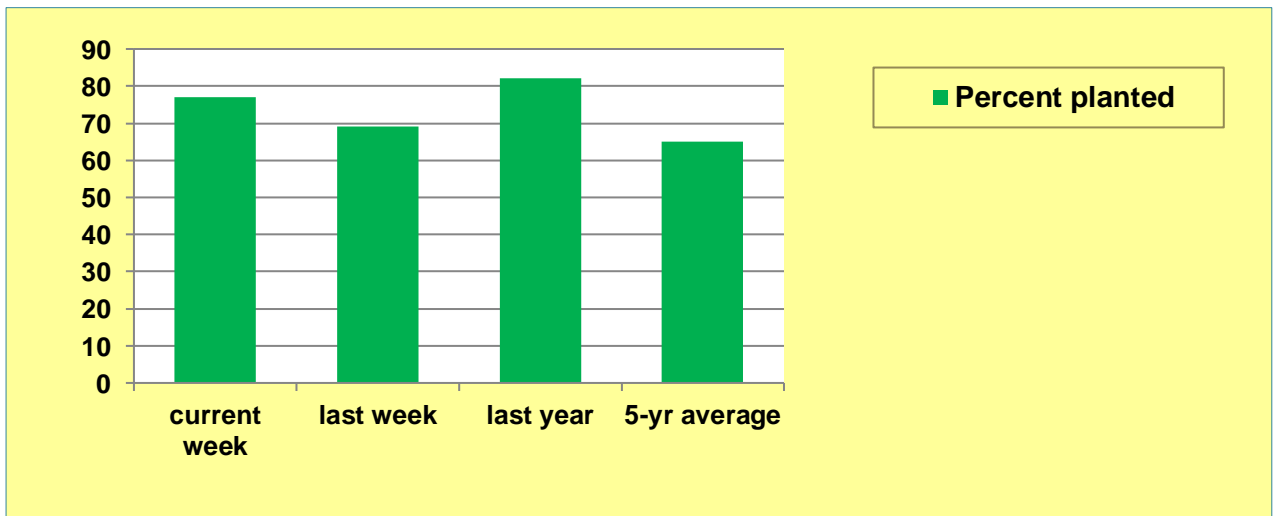
BARLEY HARVESTED FOR GRAIN for week ending 06/04/23



COTTON PLANTED for week ending 06/04/23



SOYBEANS PLANTED for week ending 06/04/23



Weather Summary- For the week ending June 4, 2023

City	Temperature				Precipitation				
	Avg. high	Avg. low	Avg. mean	Avg. dep. from normal *	Last Week	Since June 1	June 1 dep. from normal *	Jan. 1, 2023 to date	Jan. 1, 2023 dep. from normal *
Lynchburg	77.3	56.0	66.6	-1.5	0.49	0.02	-0.5	14.60	-3.5
Norfolk	70.3	60.1	65.2	-7.2	0.73	0.02	-0.6	14.31	-3.4
Richmond	78.6	58.7	68.6	-2.3	0.42	0.00	-0.6	14.68	-2.9
Roanoke	78.7	58.3	68.5	-1.6	1.55	0.03	-0.6	14.08	-3.9
Wash/Dulles	82.6	55.7	69.1	+0.8	0.44	0.00	-0.6	9.98	-7.8

*Normals value based on 1991-2020 normals data. Source: NOAA Southeast Regional Climate Center <https://www.sercc.com/>.