



# Crop Progress and Condition

**USDA, NASS, Virginia Field Office**  
Herman Ellison, State Statistician  
601 W Broadway, Rm 645  
Louisville, KY 40202  
(502) 907-3250  
Homepage: <http://www.nass.usda.gov/va>

**In Cooperation with:**  
U.S. Dept. of Commerce - NOAA  
Virginia Tech  
Virginia State University  
Virginia Cooperative Extension Service  
Virginia Department of Agriculture and Consumer Services

Released: May 30, 2023

Issue: 12-23

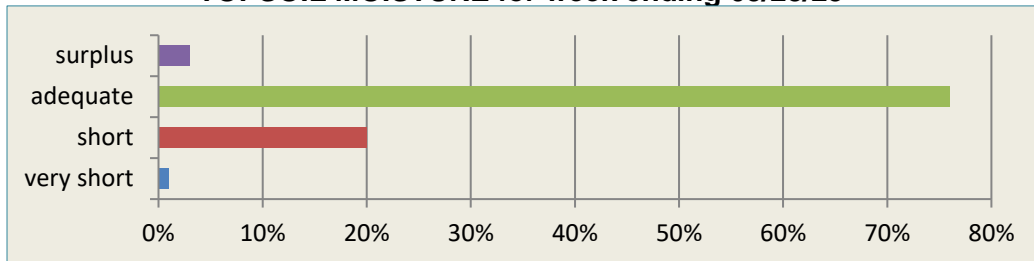
**Agricultural News:** Days suitable for fieldwork were 5.9. Weather conditions were cooler with some rain. There are abnormally dry and moderate drought conditions in the State. Farming activities for the week included harvesting hay and replanting some corn and soybean crops. Strawberry season is in progress.

## SOIL MOISTURE for week ending 05/28/23

	Very Short	Short	Adequate	Surplus
	%	%	%	%
Topsoil	1	20	76	3
Subsoil	1	21	76	2

- Represents zero.

## TOPSOIL MOISTURE for week ending 05/28/23



## CROP CONDITIONS for week ending 05/28/23

Crop	Very Poor	Poor	Fair	Good	Excellent
	%	%	%	%	%
Barley	-	4	23	70	3
Corn	-	1	22	76	1
Cotton	-	-	1	98	1
Hay, Alfalfa	-	6	22	67	5
Hay, Other	1	10	40	46	3
Peanuts	-	-	1	98	1
Tobacco, Burley	-	-	4	87	9
Tobacco, Fire-cured	-	-	13	61	26
Tobacco, Flue-cured	-	-	15	58	27
Winter Wheat	-	2	21	71	6
Pasture	1	16	36	43	4

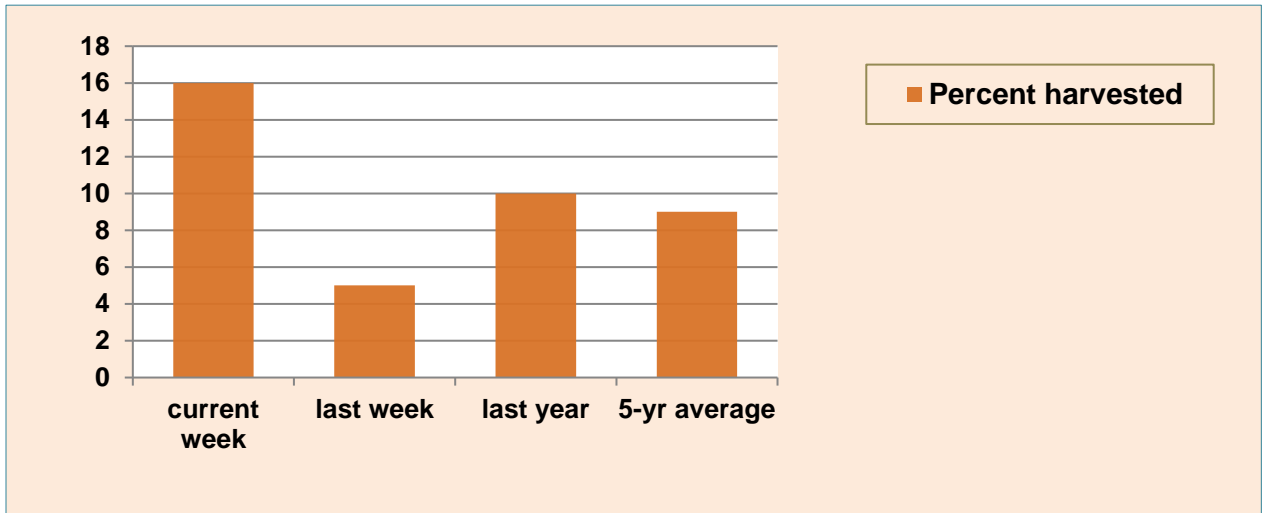
- Represents zero.

## CROP PROGRESS for the week ending 05/28/23

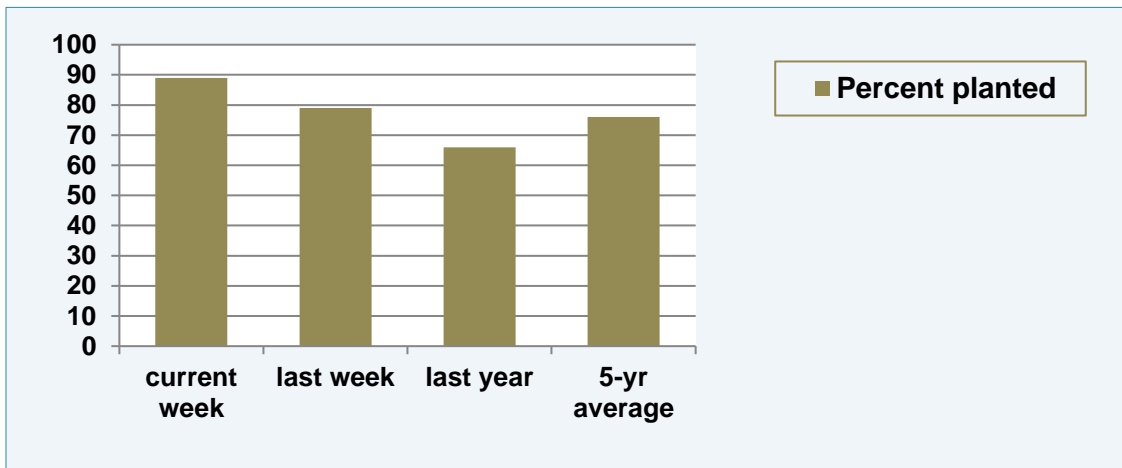
Crop Stage	This Week	Last Week	Last Year	5-Yr Avg
	%	%	%	%
Barley harvested for grain	16	5	10	9
Corn planted	95	91	-	-
Corn emerged	84	76	89	82
Cotton planted	89	79	66	76
Peanuts planted	81	70	85	82
Soybeans planted	69	56	71	53
Soybeans emerged	38	23	49	34
Tobacco, Burley transplanted	60	39	64	54
Tobacco, Fire-cured transplanted	79	61	67	61
Tobacco, Flue-cured transplanted	80	70	84	75

- Represents data not available or zero.

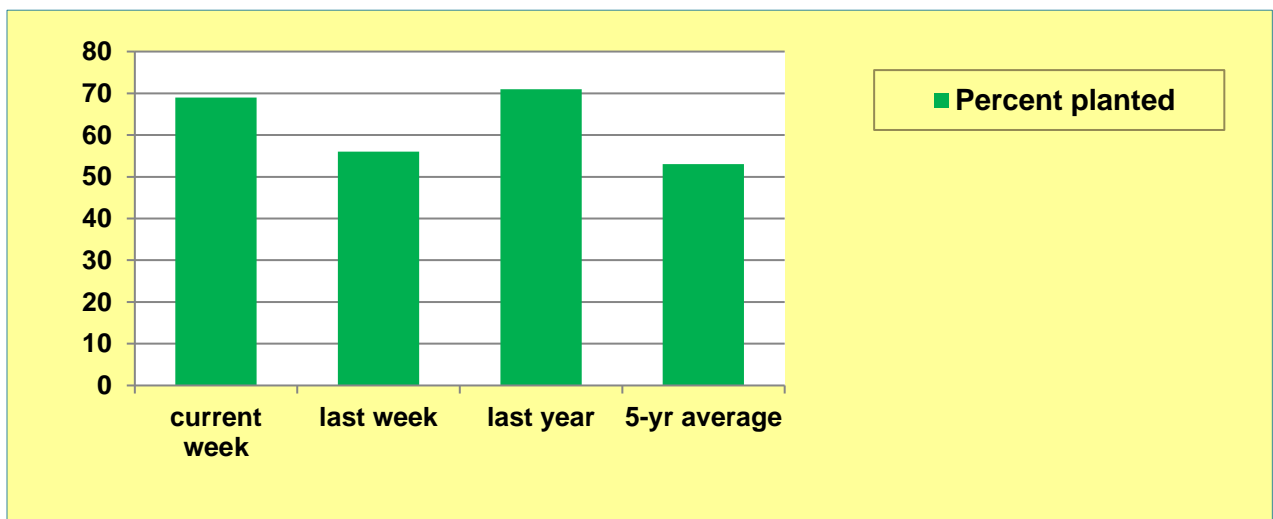
**BARLEY HARVESTED FOR GRAIN for week ending 05/28/23**



**COTTON PLANTED for week ending 05/28/23**



**SOYBEANS PLANTED for week ending 05/28/23**



**Weather Summary- For the week ending May 28, 2023**

City	Temperature				Precipitation				
	Avg. high	Avg. low	Avg. mean	Avg. dep. from normal *	Last Week	Since Mar. 1	Mar. 1 dep. from normal *	Jan. 1, 2023 to date	Jan. 1, 2023 dep. from normal *
Lynchburg	71.6	50.9	61.2	-5.1	0.13	7.90	-2.9	14.11	-3.1
Norfolk	67.4	57.4	62.4	-8.0	0.65	7.95	-2.5	13.58	-3.2
Richmond	73.4	53.0	63.2	-5.8	0.38	9.34	-1.4	14.26	-2.4
Roanoke	78.0	53.0	65.5	-2.7	0.28	6.11	-4.8	11.80	-5.1
Wash/Dulles	77.0	48.7	62.9	-3.5	0.00	5.91	-5.3	9.54	-7.2

\*Normals value based on 1991-2020 normals data. Source: NOAA Southeast Regional Climate Center <https://www.sercc.com/>.