



Crop Progress and Condition

USDA, NASS, Virginia Field Office
Herman Ellison, State Statistician
601 W Broadway, Rm 645
Louisville, KY 40202
(502) 907-3250 or 1-800-928-5277
Homepage: <http://www.nass.usda.gov/va>

In Cooperation with:
U.S. Dept. of Commerce - NOAA
Virginia Tech
Virginia State University
Virginia Cooperative Extension Service
Virginia Department of Agriculture and Consumer Services

Released: October 31, 2022

Issue: 34-22

Agricultural News: Days suitable for fieldwork were 6.5. Weather conditions were mostly cool and dry. There was very little rain, most locations had zero precipitation. Average high temperatures were mostly in the upper 60s. Average lows were mostly in the upper 40s. There are abnormally dry to moderate drought conditions in the State. Farming activities for the week included planting small grains and harvesting soybeans. Fall calving is in progress.

SOIL MOISTURE for week ending 10/30/22

	Very Short	Short	Adequate	Surplus
	%	%	%	%
Topsoil	8	36	56	-
Subsoil	6	32	62	-

- Represents zero.

CROP CONDITIONS for week ending 10/30/22

Crop	Very Poor	Poor	Fair	Good	Excellent
	%	%	%	%	%
Barley	1	3	33	54	9
Hay, Alfalfa	1	14	30	51	4
Hay, Other	6	16	40	36	2
Soybeans	3	9	33	50	5
Winter Wheat	2	6	31	53	8
Pasture	8	18	33	30	11

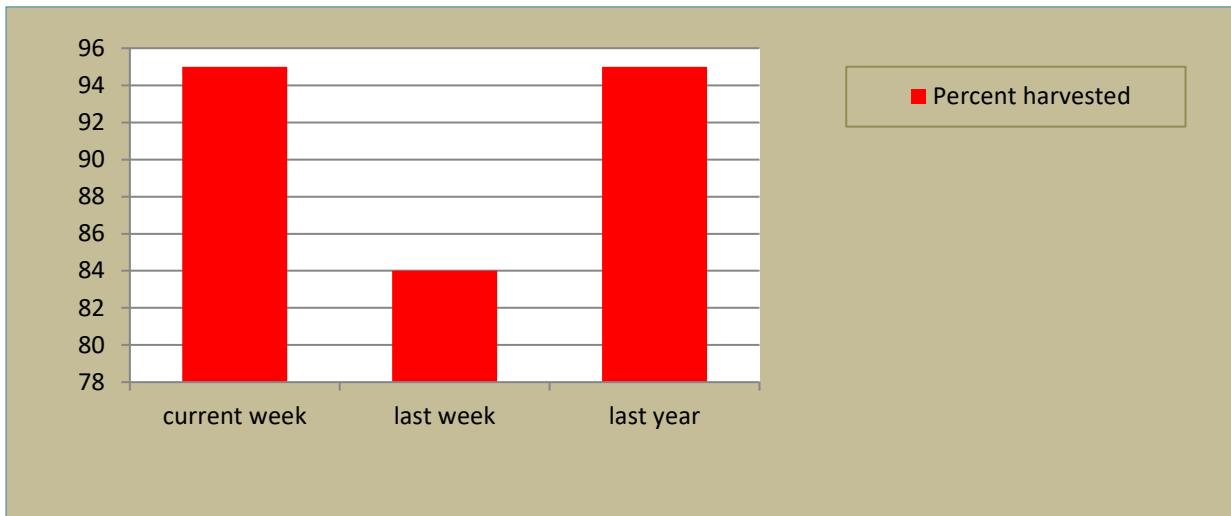
- Represents zero.

CROP PROGRESS for week ending 10/30/22

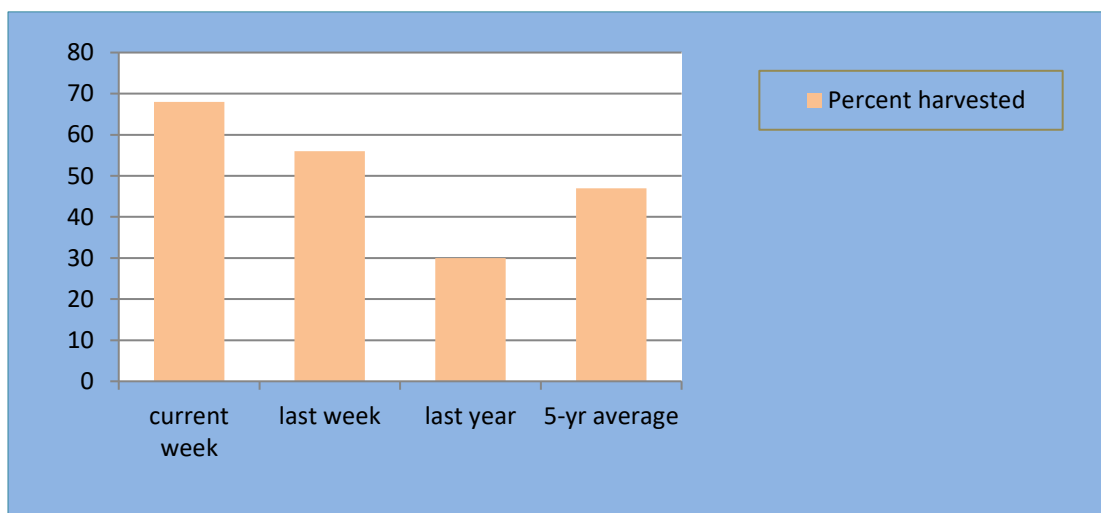
Crop Stage	This Week	Last Week	Last Year	5-Yr Avg
	%	%	%	%
Apples harvested	95	84	95	-
Barley planted	71	59	70	75
Corn for grain harvested	94	92	91	-
Cotton harvested	68	56	30	47
Peanuts harvested	95	85	85	81
Soybeans dropping leaves	96	93	94	93
Soybeans harvested	49	39	36	40
Winter Wheat planted	69	60	55	54

- Represents zero or data not available.

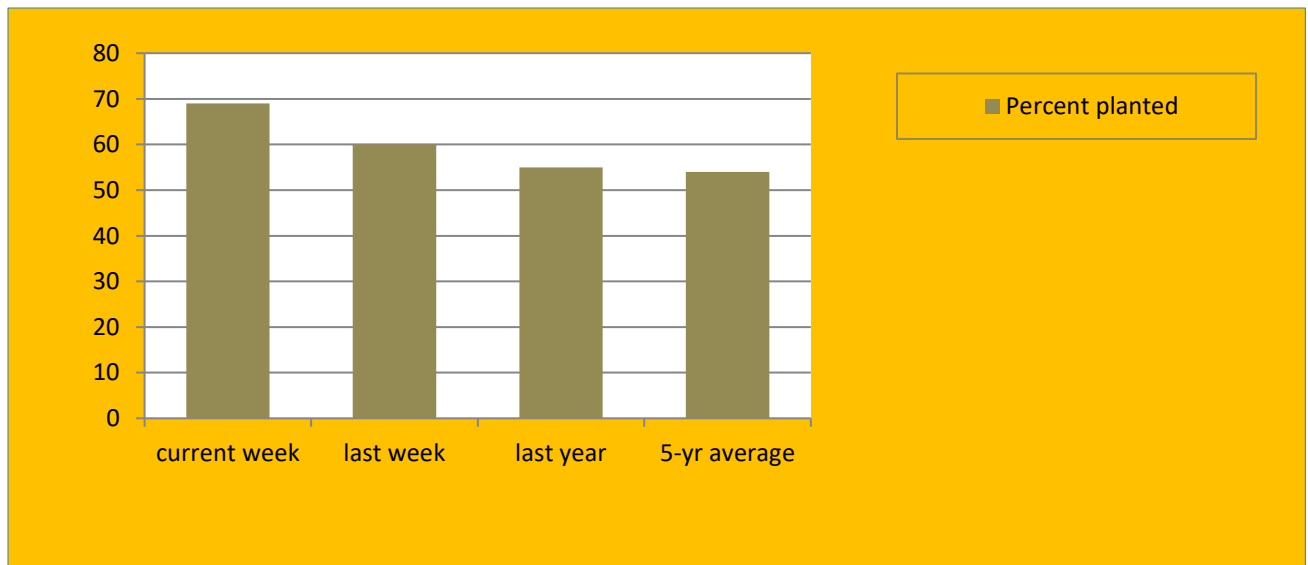
APPLES HARVESTED for week ending 10/30/22



COTTON HARVESTED for week ending 10/30/22



WINTER WHEAT PLANTED for week ending 10/30/22



Weather Summary- For the week ending October 30, 2022

City	Temperature				Precipitation				
	Avg. high	Avg. low	Avg. mean	Avg. dep. from normal *	Last Week	Since Sept 1	Sept 1 dep. from normal *	Jan. 1, 2022 to date	Jan. 1, 2022 dep. from normal *
Lynchburg	68.6	46.7	57.6	+4.6	0.04	3.77	-3.2	36.97	+1.2
Norfolk	64.4	56.4	60.4	+0.9	0.00	5.78	-3.4	33.04	-9.6
Richmond	66.3	47.4	56.9	+0.9	0.00	3.45	-4.5	31.16	-7.7
Roanoke	68.1	45.9	57.0	+2.0	0.02	7.04	+0.1	37.16	+0.5
Wash/Dulles	65.1	46.6	55.9	+3.4	0.03	5.34	-2.1	32.80	-3.9

*Normals value based on 1991-2020 normals data. Source: NOAA Southeast Regional Climate Center <https://www.sercc.com/>.