



# Crop Progress and Condition

**USDA, NASS, Virginia Field Office**  
Herman Ellison, State Statistician  
601 W Broadway, Rm 645  
Louisville, KY 40202  
(502) 907-3250 or 1-800-928-5277  
**Homepage:** <http://www.nass.usda.gov/va>

**In Cooperation with:**  
U.S. Dept. of Commerce - NOAA  
Virginia Tech  
Virginia State University  
Virginia Cooperative Extension Service  
Virginia Department of Agriculture and Consumer Services

Released: October 24, 2022

Issue: 33-22

**Agricultural News:** Days suitable for fieldwork were 6.5. Weather conditions were mostly cool and dry with scattered rain. Average high temperatures were mostly in the 60s. Average lows were mostly in the upper 30s. There are abnormally dry to moderate drought conditions in the State. Farming activities for the week included planting small grains, selling pumpkins, and harvesting soybeans.

## SOIL MOISTURE for week ending 10/23/22

	Very Short	Short	Adequate	Surplus
	%	%	%	%
Topsoil	5	27	68	-
Subsoil	3	25	72	-

- Represents zero.

## CROP CONDITIONS for week ending 10/23/22

Crop	Very Poor	Poor	Fair	Good	Excellent
	%	%	%	%	%
Barley	1	6	24	61	8
Cotton	-	2	17	78	3
Hay, Alfalfa	1	12	24	60	3
Hay, Other	7	18	31	42	2
Soybeans	3	10	34	48	5
Winter Wheat	2	7	22	57	12
Pasture	7	17	35	37	4

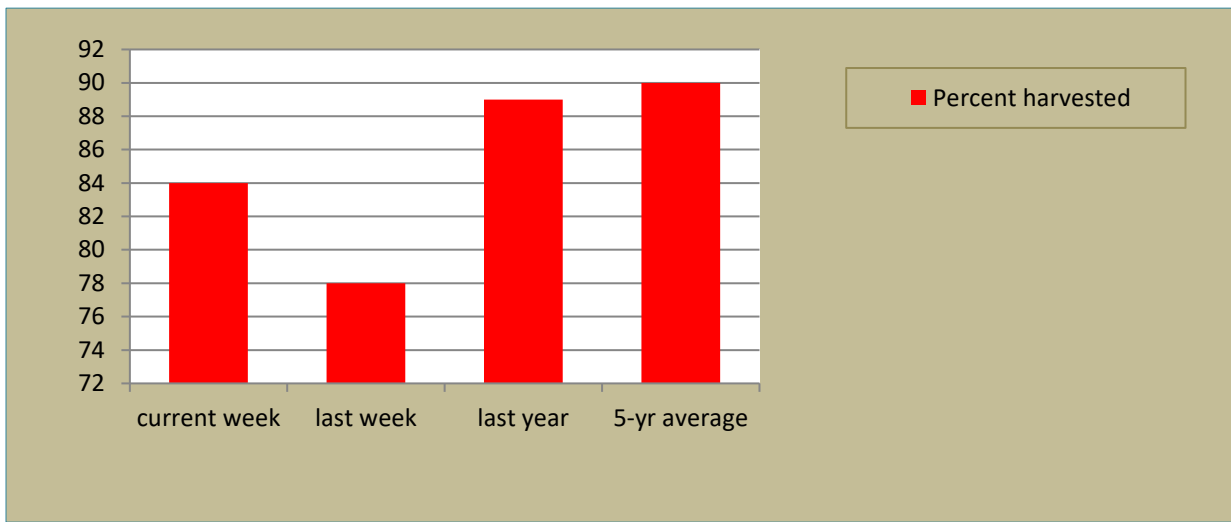
- Represents zero.

## CROP PROGRESS for week ending 10/23/22

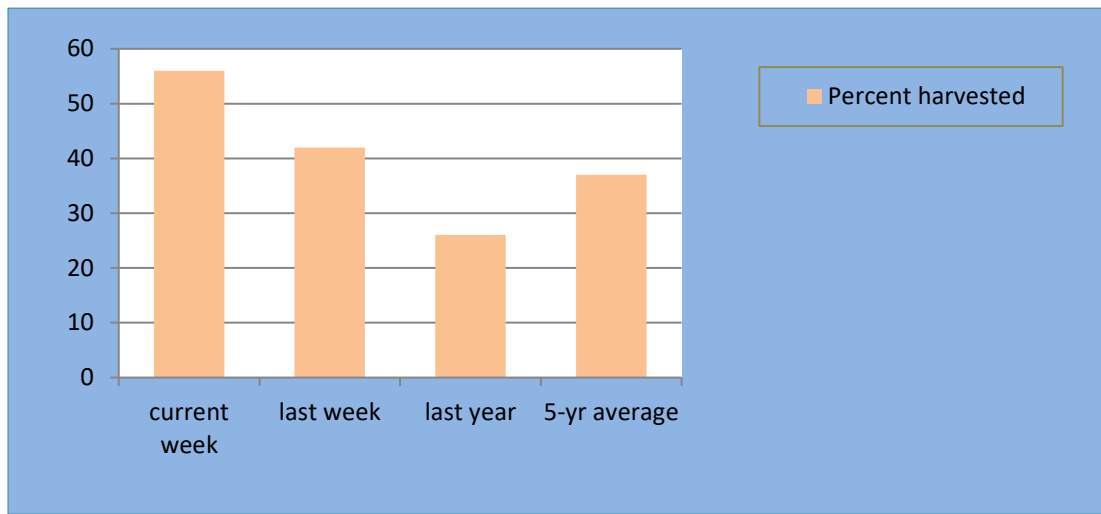
Crop Stage	This Week	Last Week	Last Year	5-Yr Avg
	%	%	%	%
Apples harvested	84	78	89	90
Barley planted	59	48	57	63
Corn for grain harvested	92	89	86	-
Cotton harvested	56	42	26	37
Peanuts harvested	85	75	67	68
Soybeans dropping leaves	93	83	86	86
Soybeans harvested	39	24	25	30
Winter Wheat planted	60	52	43	44

- Represents zero or data not available.

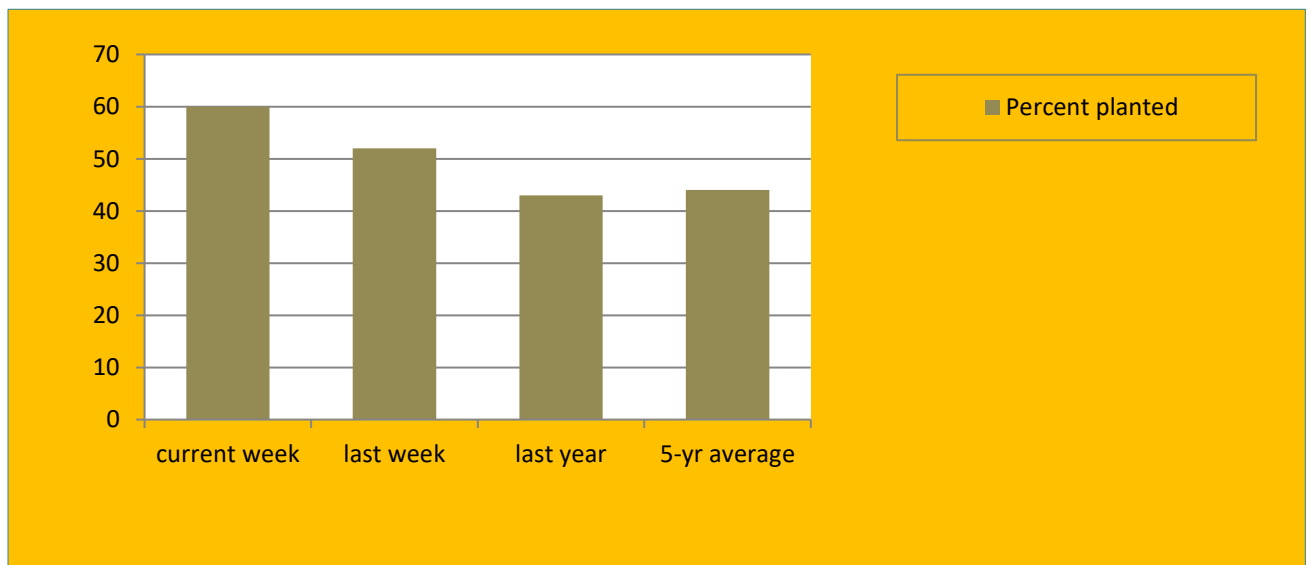
### APPLES HARVESTED for week ending 10/23/22



### COTTON HARVESTED for week ending 10/23/22



### WINTER WHEAT PLANTED for week ending 10/23/22



### Weather Summary- For the week ending October 23, 2022

City	Temperature				Precipitation				
	Avg. high	Avg. low	Avg. mean	Avg. dep. from normal *	Last Week	Since Sept 1	Sept 1 dep. from normal *	Jan. 1, 2022 to date	Jan. 1, 2022 dep. from normal *
Lynchburg	64.9	35.9	50.4	-5.1	0.11	3.73	-2.6	36.93	+1.8
Norfolk	64.4	47.4	55.9	-6.2	0.79	5.78	-2.6	33.04	-8.8
Richmond	65.0	41.1	53.1	-5.3	0.51	3.45	-3.8	31.16	-7.0
Roanoke	63.4	37.0	50.2	-7.3	0.04	7.02	+0.7	37.14	+1.1
Wash/Dulles	64.4	36.1	50.3	-4.7	0.00	5.31	-1.4	32.77	-3.1

\*Normals value based on 1991-2020 normals data. Source: NOAA Southeast Regional Climate Center <https://www.sercc.com/>.