



# Crop Progress and Condition

**USDA, NASS, Virginia Field Office**  
Herman Ellison, State Statistician  
601 W Broadway, Rm 645  
Louisville, KY 40202  
(502) 907-3250 or 1-800-928-5277  
**Homepage:** <http://www.nass.usda.gov/va>

**In Cooperation with:**  
U.S. Dept. of Commerce - NOAA  
Virginia Tech  
Virginia State University  
Virginia Cooperative Extension Service  
Virginia Department of Agriculture and Consumer Services

Released: October 17, 2022

Issue: 32-22

**Agricultural News:** Days suitable for fieldwork were 6.3. Weather conditions were cool with scattered rain. Average high temperatures were mostly in the lower 70s. Average lows were mostly in the upper 40s. There are abnormally dry to moderate drought conditions in the State. Farming activities for the week included preparing for colder weather and harvesting cotton, soybeans, and peanuts.

## SOIL MOISTURE for week ending 10/16/22

	Very Short	Short	Adequate	Surplus
	%	%	%	%
Topsoil	1	11	86	2
Subsoil	1	23	75	1

- Represents zero.

## CROP CONDITIONS for week ending 10/16/22

Crop	Very Poor	Poor	Fair	Good	Excellent
	%	%	%	%	%
Cotton	-	1	21	76	2
Hay, Alfalfa	-	3	32	62	3
Hay, Other	1	13	36	47	3
Peanuts	-	1	16	80	3
Soybeans	2	7	35	52	4
Pasture	4	8	44	40	4

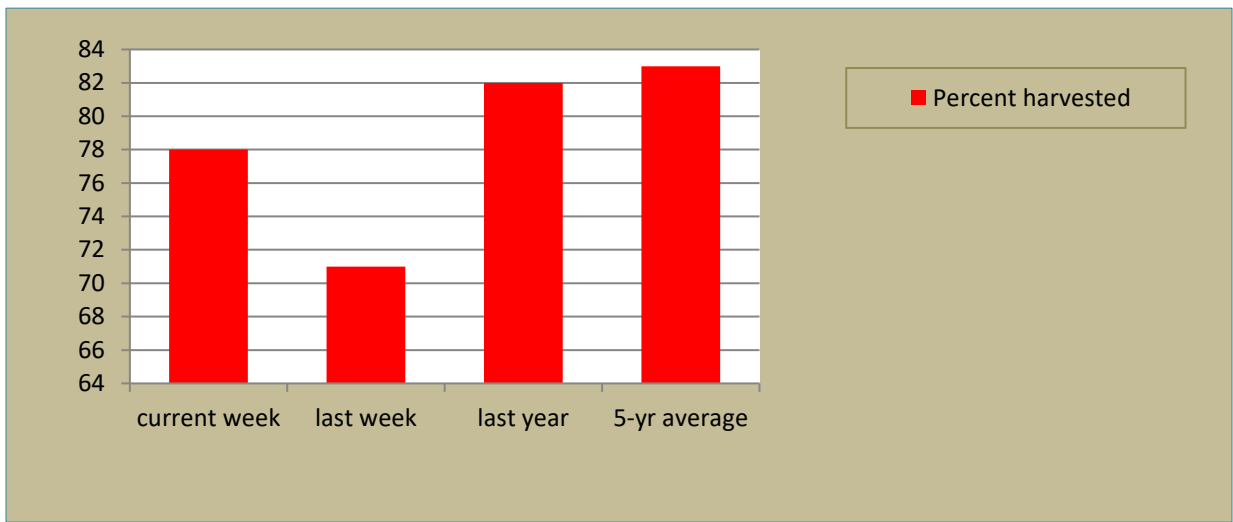
- Represents zero.

## CROP PROGRESS for week ending 10/16/22

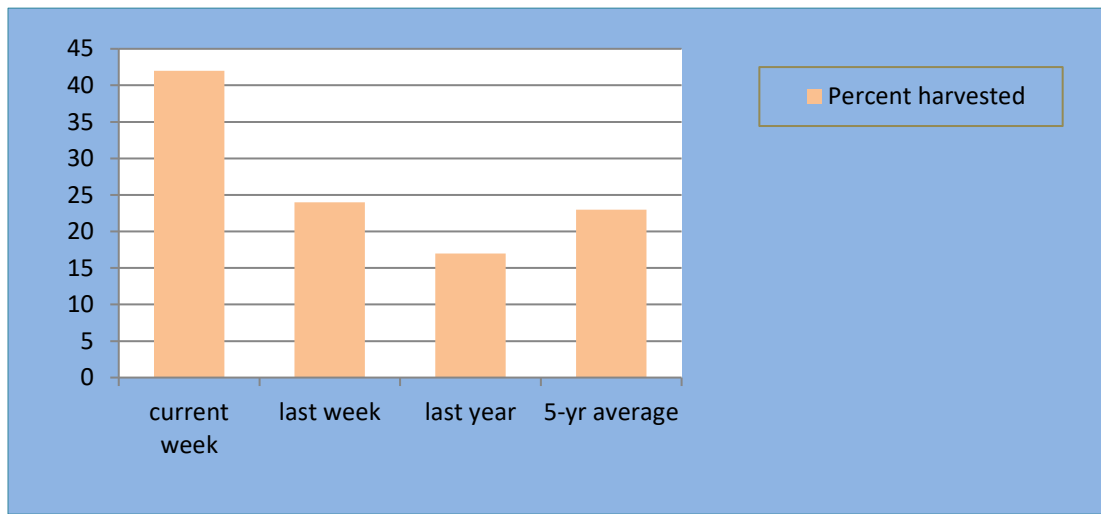
Crop Stage	This Week	Last Week	Last Year	5-Yr Avg
	%	%	%	%
Apples harvested	78	71	82	83
Barley planted	48	33	47	50
Corn for grain harvested	89	84	80	87
Cotton harvested	42	24	17	23
Peanuts harvested	75	58	54	53
Soybeans dropping leaves	83	70	76	75
Soybeans harvested	24	15	17	20
Winter Wheat planted	52	45	37	35

- Represents zero or data not available.

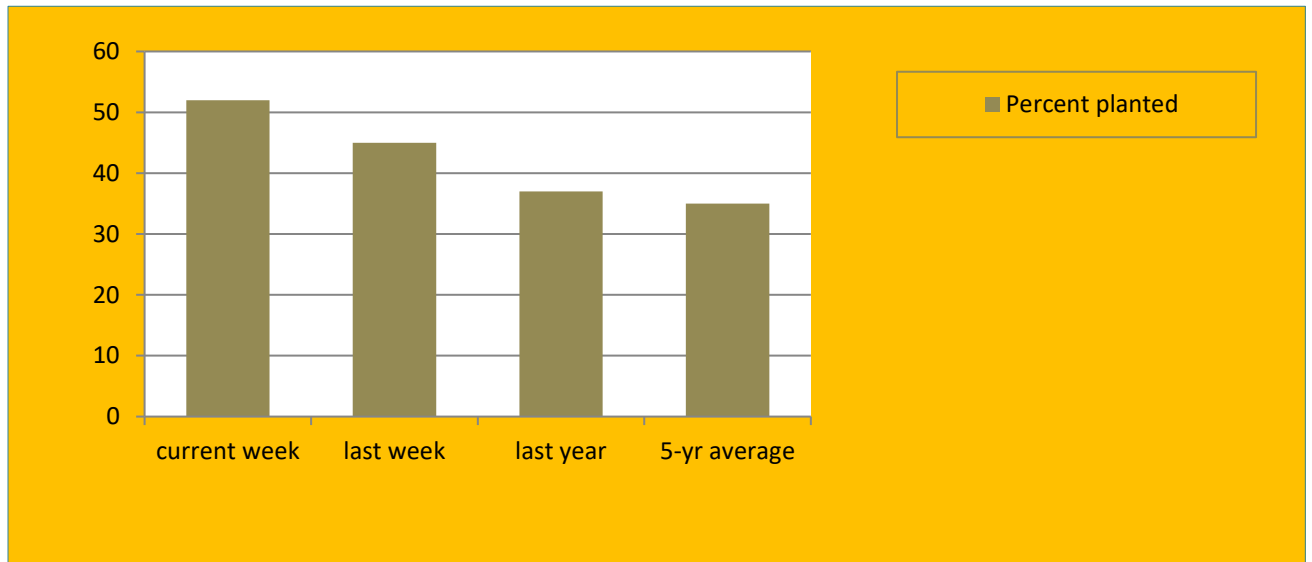
### APPLES HARVESTED for week ending 10/16/22



### COTTON HARVESTED for week ending 10/16/22



### WINTER WHEAT PLANTED for week ending 10/16/22



### Weather Summary- For the week ending October 16, 2022

City	Temperature				Precipitation				
	Avg. high	Avg. low	Avg. mean	Avg. dep. from normal *	Last Week	Since Sept 1	Sept 1 dep. from normal *	Jan. 1, 2022 to date	Jan. 1, 2022 dep. from normal *
Lynchburg	73.6	45.0	59.3	+1.2	1.21	3.62	-2.0	36.82	+2.4
Norfolk	72.3	52.6	62.4	-2.4	0.31	4.99	-2.5	32.25	-8.8
Richmond	74.3	47.6	60.9	-0.1	0.66	2.94	-3.5	30.65	-6.7
Roanoke	72.7	45.3	59.0	-1.0	0.67	6.98	+1.2	37.10	+1.7
Wash/Dulles	72.7	43.1	57.9	+0.4	0.62	5.31	-0.6	32.77	-2.3

\*Normals value based on 1991-2020 normals data. Source: NOAA Southeast Regional Climate Center <https://www.sercc.com/>.