



# Crop Progress and Condition

**USDA, NASS, Virginia Field Office**  
Herman Ellison, State Statistician  
601 W Broadway, Rm 645  
Louisville, KY 40202  
(502) 907-3250 or 1-800-928-5277  
**Homepage:** <http://www.nass.usda.gov/va>

**In Cooperation with:**  
U.S. Dept. of Commerce - NOAA  
Virginia Tech  
Virginia State University  
Virginia Cooperative Extension Service  
Virginia Department of Agriculture and Consumer Services

Released: September 12, 2022

Issue: 27-22

**Agricultural News:** Days suitable for fieldwork were 4.5. Weather conditions were warm with average high temperatures mostly in the lower 80s. Average lows were mostly in the upper 60s. Precipitation was up from the previous week, helping some crops and pastures. Spotty showers brought some heavy rain, but some areas remain dry. There are abnormally dry and moderate drought conditions in the State. Farming activities for the week included fall calving, harvesting corn for grain and silage, and harvesting tobacco.

## SOIL MOISTURE for week ending 9/11/22

	Very Short	Short	Adequate	Surplus
	%	%	%	%
Topsoil	4	17	75	4
Subsoil	2	26	68	4

- Represents zero.

## CROP CONDITIONS for week ending 9/11/22

Crop	Very Poor	Poor	Fair	Good	Excellent
	%	%	%	%	%
Corn	1	3	16	57	23
Cotton	1	5	12	74	8
Hay, Alfalfa	-	4	29	62	5
Hay, Other	3	15	30	51	1
Peanuts	1	5	11	72	11
Soybeans	2	12	33	49	4
Pasture	1	10	33	52	4

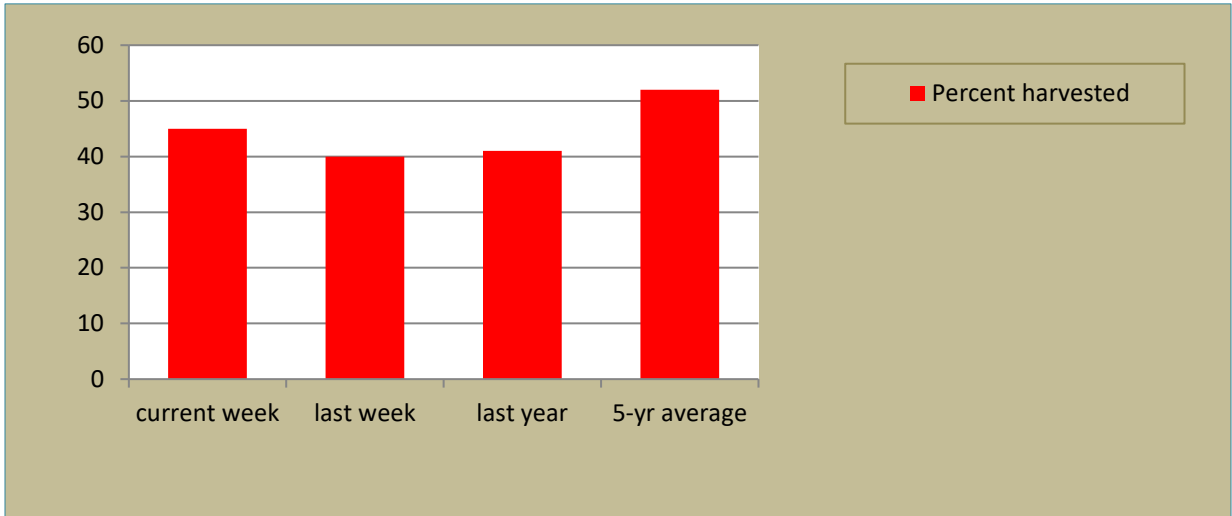
- Represents zero.

## CROP PROGRESS for week ending 9/11/22

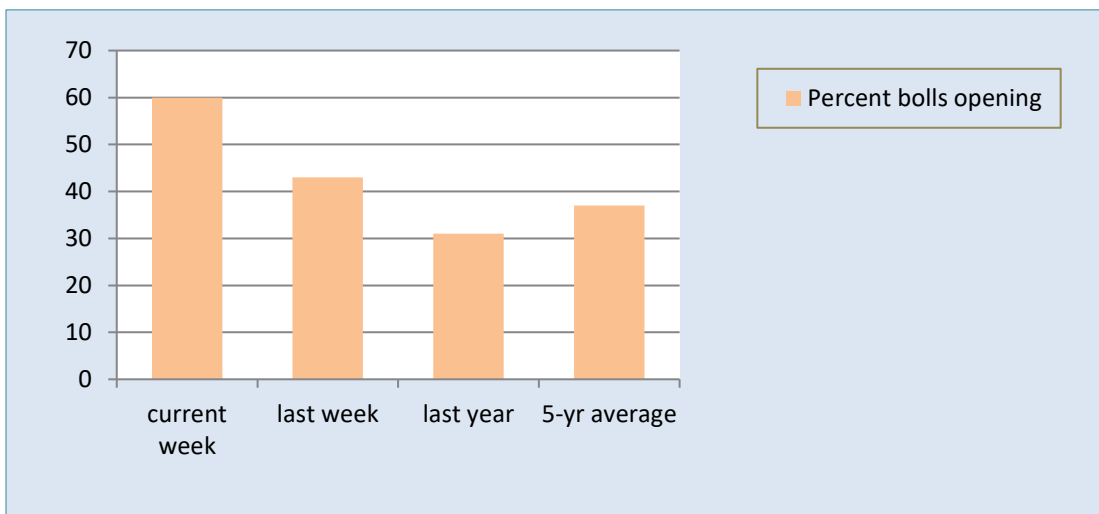
Crop Stage	This Week	Last Week	Last Year	5-Yr Avg
	%	%	%	%
Apples harvested	45	40	41	52
Corn mature	90	75	59	73
Corn for grain harvested	35	23	25	37
Corn for silage harvested	87	76	73	78
Cotton bolls opening	60	43	31	37
Soybeans dropping leaves	22	10	14	13
Tobacco, Flue-cured harvested	90	82	62	67
Winter Wheat planted	6	-	-	-

- Represents zero or data not available.

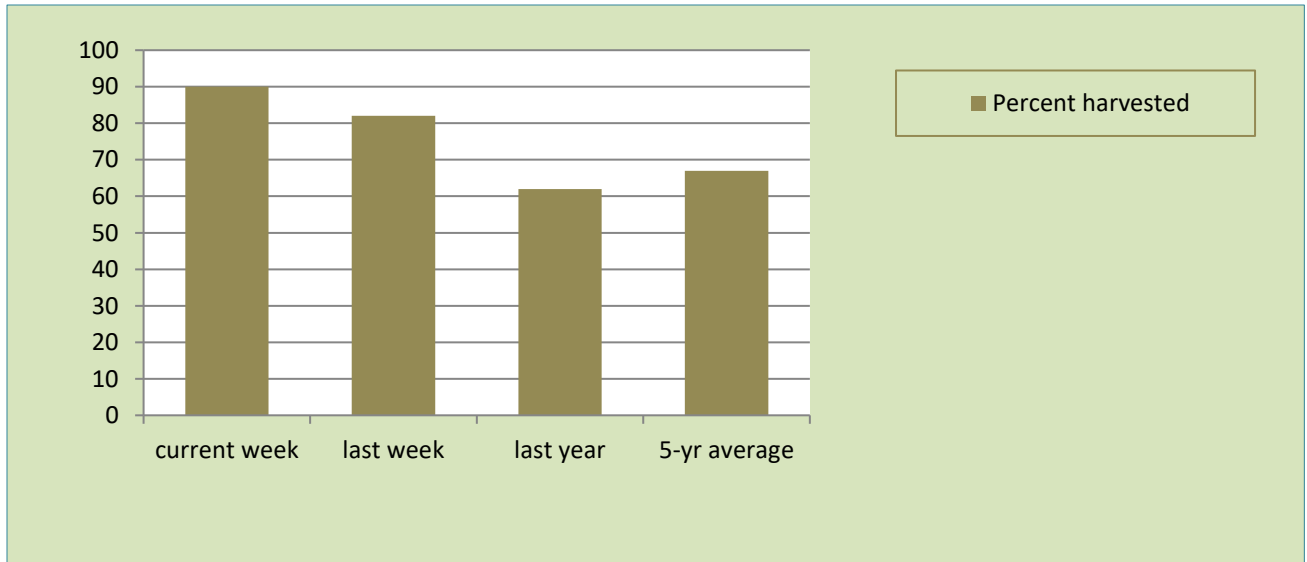
**APPLES HARVESTED for week ending 9/11/22**



**COTTON BOLLS OPENING for week ending 9/11/22**



**TOBACCO FLUE-CURED HARVESTED for week ending 9/11/22**



**Weather Summary- For the week ending September 11, 2022**

City	Temperature				Precipitation				
	Avg. high	Avg. low	Avg. mean	Avg. dep. from normal *	Last Week	Since Sept 1	Sept 1 dep. from normal *	Jan. 1, 2022 to date	Jan. 1, 2022 dep. from normal *
Lynchburg	82.0	66.1	74.1	+3.6	0.88	0.88	-0.5	34.08	+4.0
Norfolk	84.9	72.4	78.6	+2.6	0.17	0.17	-2.0	27.43	-8.3
Richmond	86.1	67.3	76.7	+3.1	0.36	0.36	-1.4	28.07	-4.7
Roanoke	80.3	67.7	74.0	+2.0	2.73	3.13	+1.8	33.25	+2.2
Wash/Dulles	82.4	65.6	74.0	+2.5	2.50	2.50	+1.1	29.96	-0.6

\*Normals value based on 1991-2020 normals data. Source: NOAA Southeast Regional Climate Center <https://www.sercc.com/>.