



# Crop Progress and Condition

**USDA, NASS, Virginia Field Office**  
Herman Ellison, State Statistician  
601 W Broadway, Rm 645  
Louisville, KY 40202  
(502) 907-3250 or 1-800-928-5277  
**Homepage:** <http://www.nass.usda.gov/va>

**In Cooperation with:**  
U.S. Dept. of Commerce - NOAA  
Virginia Tech  
Virginia State University  
Virginia Cooperative Extension Service  
Virginia Department of Agriculture and Consumer Services

Released: September 6, 2022

Issue: 26-22

**Agricultural News:** Days suitable for fieldwork were 6.1. Weather conditions were warm with average high temperatures mostly in the upper 80s. Precipitation was limited. Some fields are showing signs of drought stress. There are some areas of abnormally dry and moderate drought conditions in the State. Farming activities for the week included harvesting corn for silage and harvesting tobacco.

## SOIL MOISTURE for week ending 9/04/22

	Very Short	Short	Adequate	Surplus
	%	%	%	%
Topsoil	9	30	61	-
Subsoil	2	32	64	2

- Represents zero.

## CROP and LIVESTOCK CONDITIONS for week ending 9/04/22

Crop	Very Poor	Poor	Fair	Good	Excellent
	%	%	%	%	%
Apples	-	10	41	48	1
Corn	1	4	21	57	17
Cotton	-	-	15	75	10
Hay, Alfalfa	-	3	24	67	6
Hay, Other	2	15	36	43	4
Peanuts	-	-	6	80	14
Soybeans	4	8	31	52	5
Pasture	1	13	34	45	7
Livestock	-	4	22	66	8

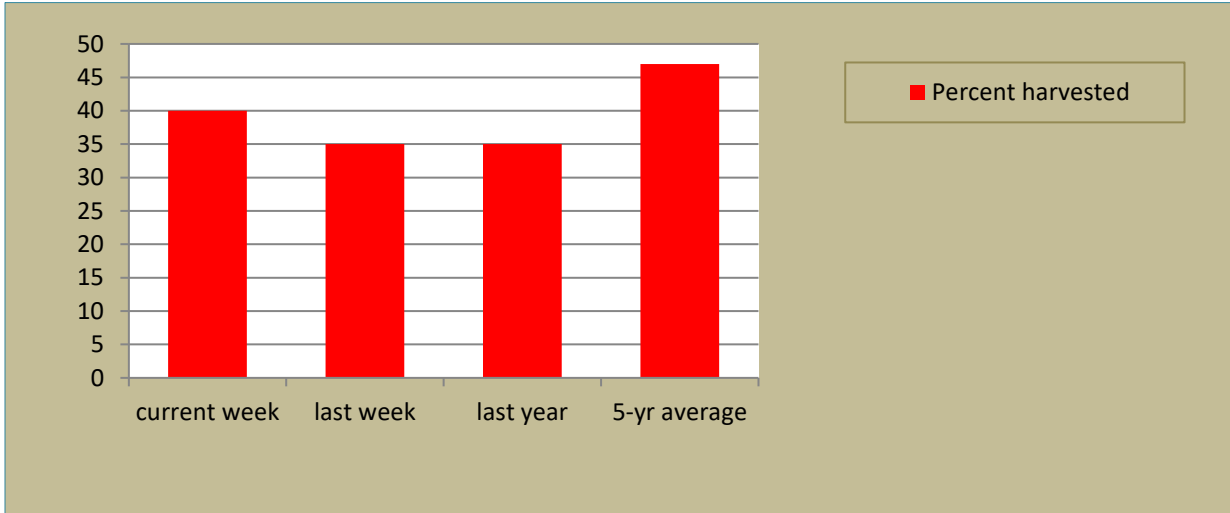
- Represents zero.

## CROP PROGRESS for week ending 9/04/22

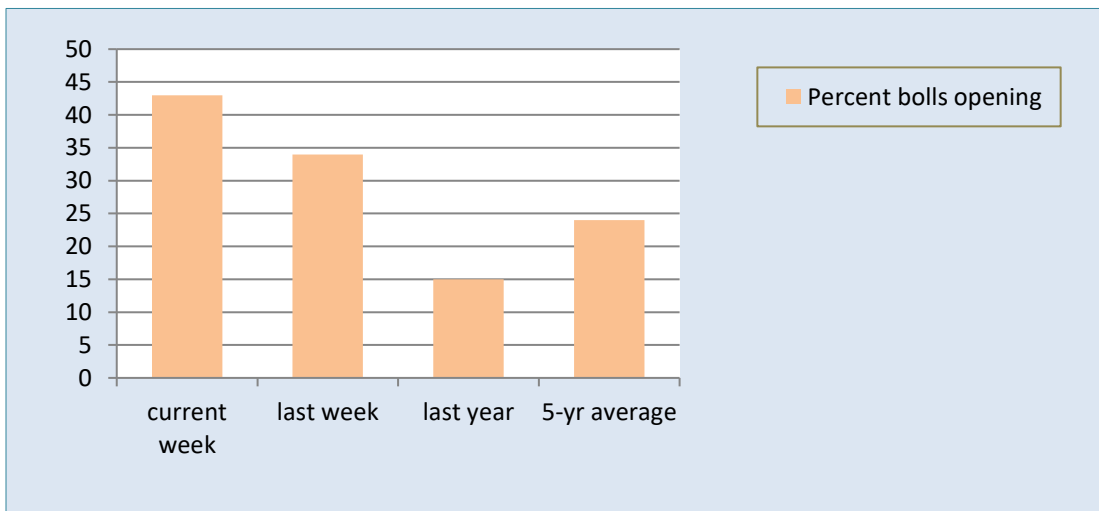
Crop Stage	This Week	Last Week	Last Year	5-Yr Avg
	%	%	%	%
Apples harvested	40	35	35	47
Corn dented	97	94	85	88
Corn mature	75	59	41	56
Corn for grain harvested	23	9	11	20
Corn for silage harvested	76	62	59	64
Cotton bolls opening	43	34	15	24
Soybeans setting pods	96	91	85	83
Soybeans dropping leaves	10	1	7	5
Tobacco, Flue-cured harvested	82	75	51	57

- Represents zero or data not available.

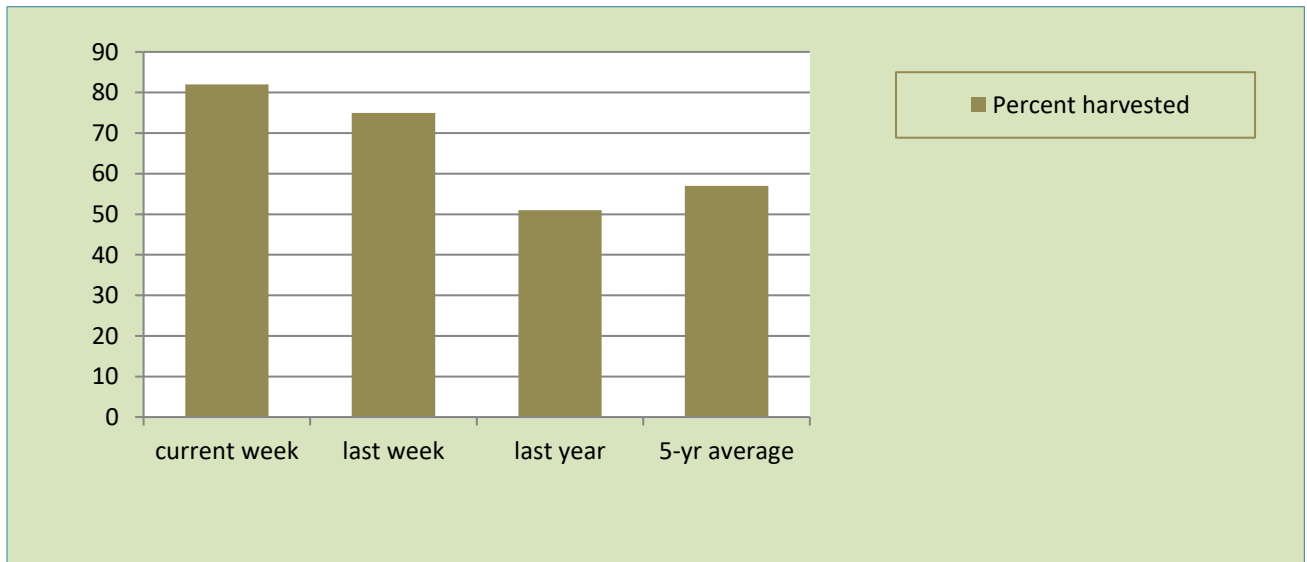
### APPLES HARVESTED for week ending 9/04/22



### COTTON BOLLS OPENING for week ending 9/04/22



### TOBACCO FLUE-CURED HARVESTED for week ending 9/04/22



### Weather Summary- For the week ending September 4, 2022

City	Temperature				Precipitation				
	Avg. high	Avg. low	Avg. mean	Avg. dep. from normal *	Last Week	Since Sept 1	Sept 1 dep. from normal *	Jan. 1, 2022 to date	Jan. 1, 2022 dep. from normal *
Lynchburg	88.3	63.7	76.0	+3.7	0.39	0.00	-0.5	33.20	+3.9
Norfolk	88.3	72.0	80.1	+2.8	0.00	0.00	-0.8	27.26	-7.0
Richmond	91.6	66.9	79.2	+3.9	0.01	0.00	-0.6	27.71	-3.9
Roanoke	87.1	65.1	76.1	+2.3	0.40	0.40	-0.1	30.52	+0.3
Wash/Dulles	89.4	65.1	77.3	+3.9	0.16	0.00	-0.5	27.46	-2.2

\*Normals value based on 1991-2020 normals data. Source: NOAA Southeast Regional Climate Center <https://www.sercc.com/>.