



Crop Progress and Condition

USDA, NASS, Virginia Field Office
Herman Ellison, State Statistician
601 W Broadway, Rm 645
Louisville, KY 40202
(502) 907-3250 or 1-800-928-5277
Homepage: <http://www.nass.usda.gov/va>

In Cooperation with:
U.S. Dept. of Commerce - NOAA
Virginia Tech
Virginia State University
Virginia Cooperative Extension Service
Virginia Department of Agriculture and Consumer Services

Released: August 29, 2022

Issue: 25-22

Agricultural News: Days suitable for fieldwork were 6.3. Weather conditions were warm with average high temperatures in the upper 80s. There were some scattered showers with limited precipitation. There are some areas of abnormally dry drought conditions in the State. Farming activities for the week included making hay, chopping corn for silage, and harvesting tobacco.

SOIL MOISTURE for week ending 8/28/22

	Very Short	Short	Adequate	Surplus
	%	%	%	%
Topsoil	2	28	68	2
Subsoil	2	25	71	2

- Represents zero.

CROP CONDITIONS for week ending 8/28/22

Crop	Very Poor	Poor	Fair	Good	Excellent
	%	%	%	%	%
Corn	1	3	20	61	15
Cotton	-	1	15	79	5
Hay, Alfalfa	-	-	22	70	8
Hay, Other	1	8	35	50	6
Peanuts	-	-	10	85	5
Soybeans	2	5	24	61	8
Tobacco, Fire-cured	-	-	13	87	-
Pasture	2	10	36	44	8

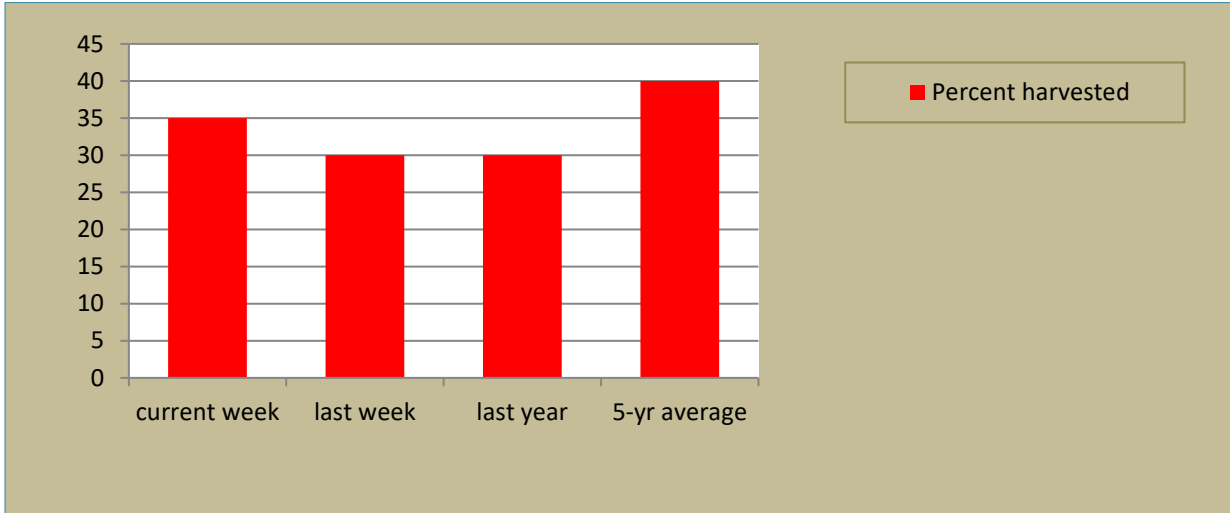
- Represents zero.

CROP PROGRESS for week ending 8/28/22

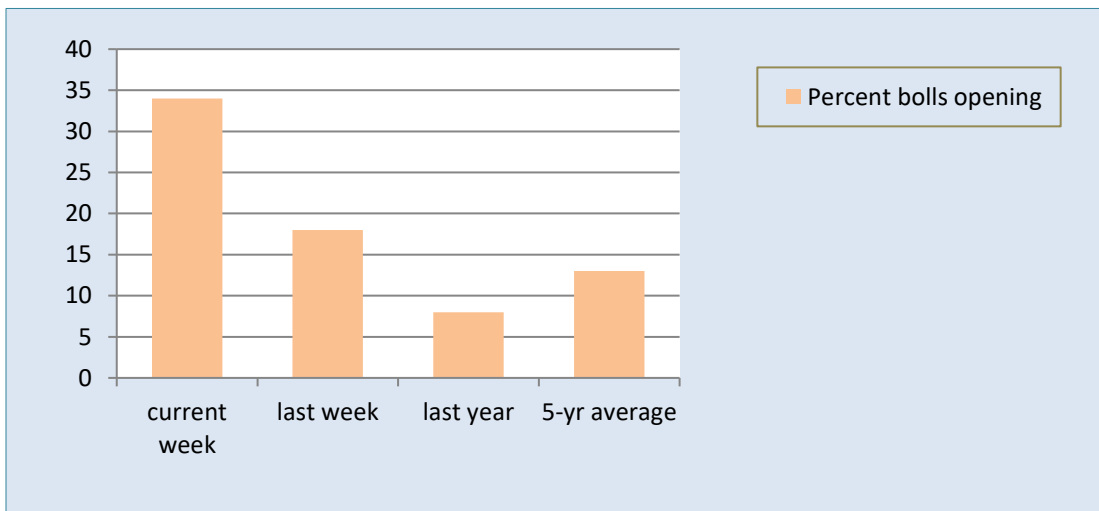
Crop Stage	This Week	Last Week	Last Year	5-Yr Avg
	%	%	%	%
Apples harvested	35	30	30	40
Corn dented	94	85	75	79
Corn mature	59	41	36	38
Corn for grain harvested	9	2	-	-
Corn for silage harvested	62	44	48	50
Cotton bolls opening	34	18	8	13
Soybeans setting pods	91	73	74	72
Soybeans dropping leaves	1	-	-	-
Tobacco, Flue-cured harvested	75	56	47	49

- Represents zero or data not available.

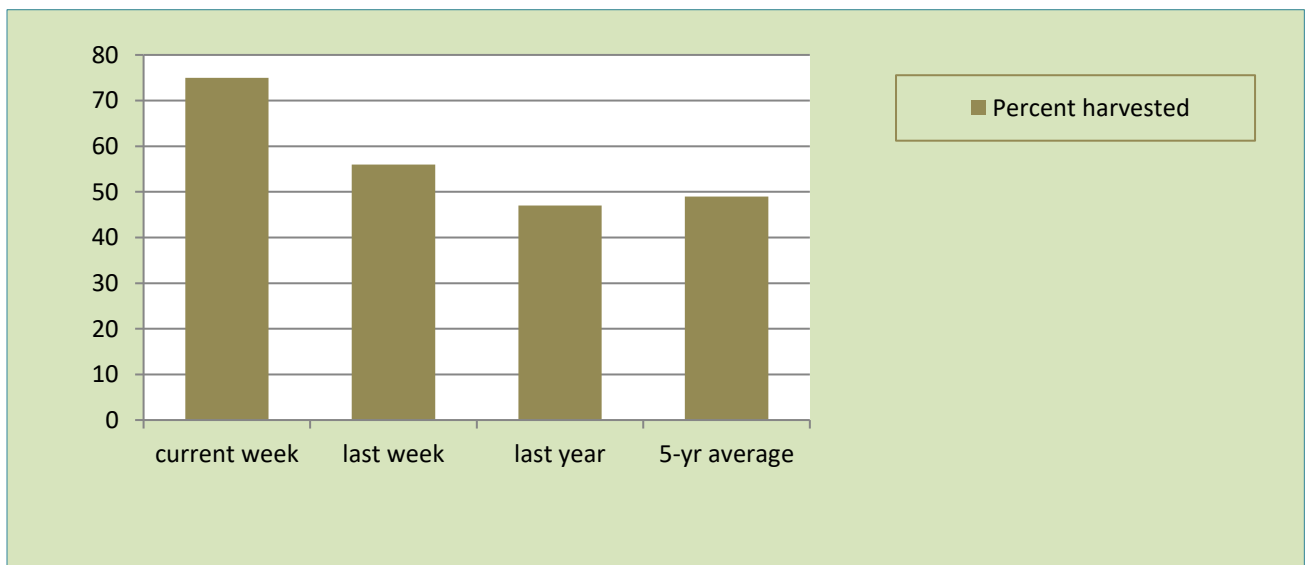
APPLES HARVESTED for week ending 8/28/22



COTTON BOLLS OPENING for week ending 8/28/22



TOBACCO FLUE-CURED HARVESTED for week ending 8/28/22



Weather Summary- For the week ending August 28, 2022

City	Temperature				Precipitation				
	Avg. high	Avg. low	Avg. mean	Avg. dep. from normal *	Last Week	Since June 1	June 1 dep. from normal *	Jan. 1, 2022 to date	Jan. 1, 2022 dep. from normal *
Lynchburg	89.3	65.7	77.5	+3.9	0.00	13.88	+2.9	32.81	+4.3
Norfolk	88.1	71.9	80.0	+1.6	0.24	8.66	-7.2	27.26	-5.8
Richmond	89.7	67.9	78.8	+2.2	0.28	12.12	-1.3	27.70	-2.8
Roanoke	88.1	65.9	77.0	+1.8	0.00	11.02	-1.0	30.12	+0.8
Wash/Dulles	89.6	66.9	78.2	+3.4	0.04	10.12	-1.5	27.30	-1.6

*Normals value based on 1991-2020 normals data. Source: NOAA Southeast Regional Climate Center <https://www.sercc.com/>.