



Crop Progress and Condition

USDA, NASS, Virginia Field Office
Herman Ellison, State Statistician
601 W Broadway, Rm 645
Louisville, KY 40202
(502) 907-3250 or 1-800-928-5277
Homepage: <http://www.nass.usda.gov/va>

In Cooperation with:
U.S. Dept. of Commerce - NOAA
Virginia Tech
Virginia State University
Virginia Cooperative Extension Service
Virginia Department of Agriculture and Consumer Services

Released: August 15, 2022

Issue: 23-22

Agricultural News: Days suitable for fieldwork were 5.4. Warm weather conditions cooled a little at the end of the week. Scattered showers continue to help with crop progress. There are smaller areas of abnormally dry and moderate drought conditions in the State. Farming activities for the week included making hay, spraying soybeans for weed control, and harvesting corn for silage.

SOIL MOISTURE for week ending 8/14/22

	Very Short	Short	Adequate	Surplus
	%	%	%	%
Topsoil	-	14	79	7
Subsoil	1	19	76	4

- Represents zero.

CROP and LIVESTOCK CONDITIONS for week ending 8/14/22

Crop	Very Poor	Poor	Fair	Good	Excellent
	%	%	%	%	%
Apples	-	12	24	63	1
Corn	-	1	19	67	13
Cotton	-	3	10	77	10
Hay, Alfalfa	-	3	21	69	7
Hay, Other	1	6	34	56	3
Peanuts	-	-	7	83	10
Soybeans	-	2	13	79	6
Tobacco, Burley	-	-	17	73	10
Tobacco, Fire-cured	-	1	13	85	1
Tobacco, Flue-cured	-	5	28	60	7
Pasture	1	11	38	43	7
Livestock	-	2	21	64	13

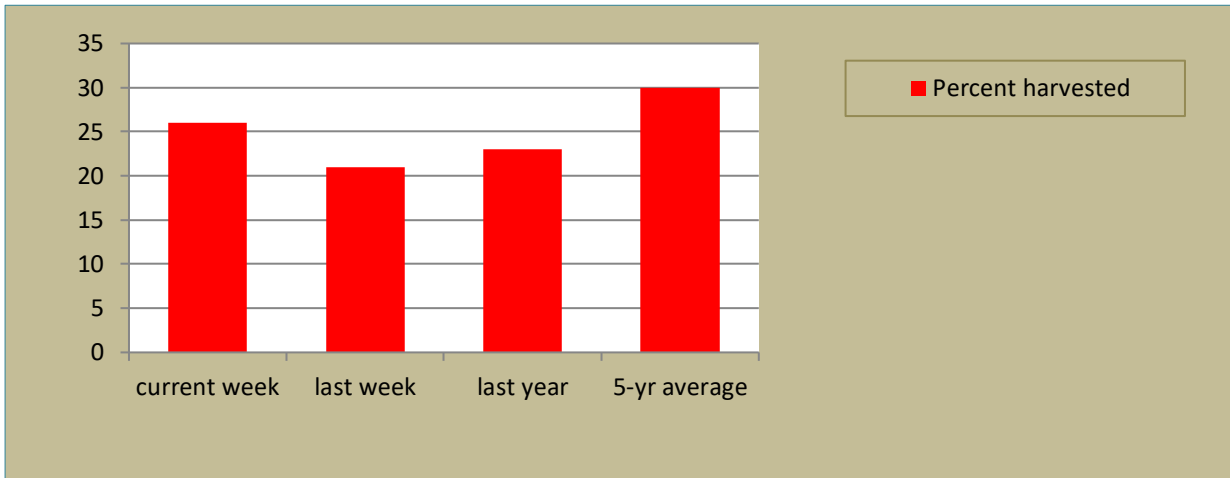
- Represents zero.

CROP PROGRESS for week ending 8/14/22

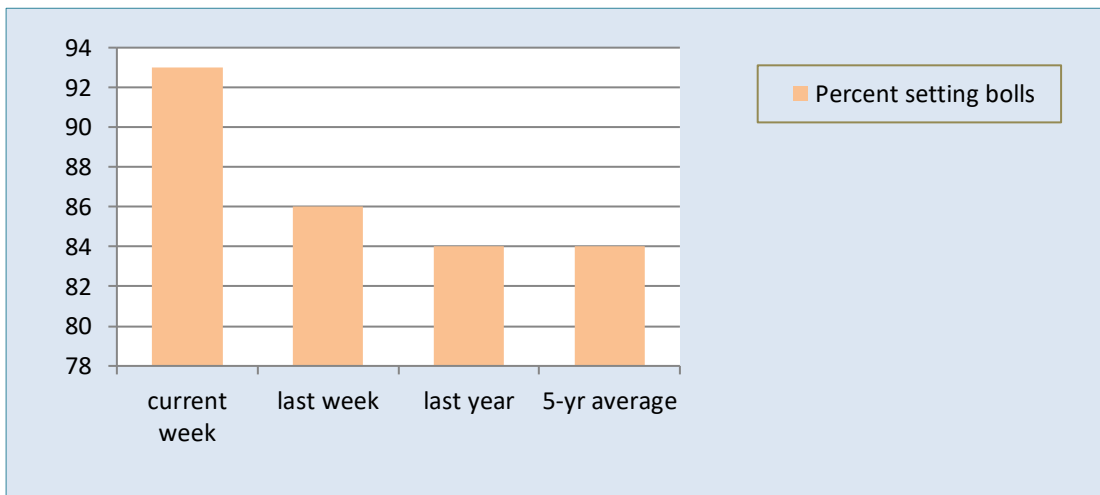
Crop Stage	This Week	Last Week	Last Year	5-Yr Avg
	%	%	%	%
Apples harvested	26	21	23	30
Corn dough	95	89	85	84
Corn dented	72	60	49	58
Corn mature	27	12	-	-
Corn for silage harvested	26	11	24	20
Cotton setting bolls	93	86	84	84
Cotton bolls opening	5	-	2	1
Soybeans blooming	94	90	78	76
Soybeans setting pods	60	49	53	48
Tobacco, Flue-cured harvested	43	35	27	31

- Represents zero or data not available.

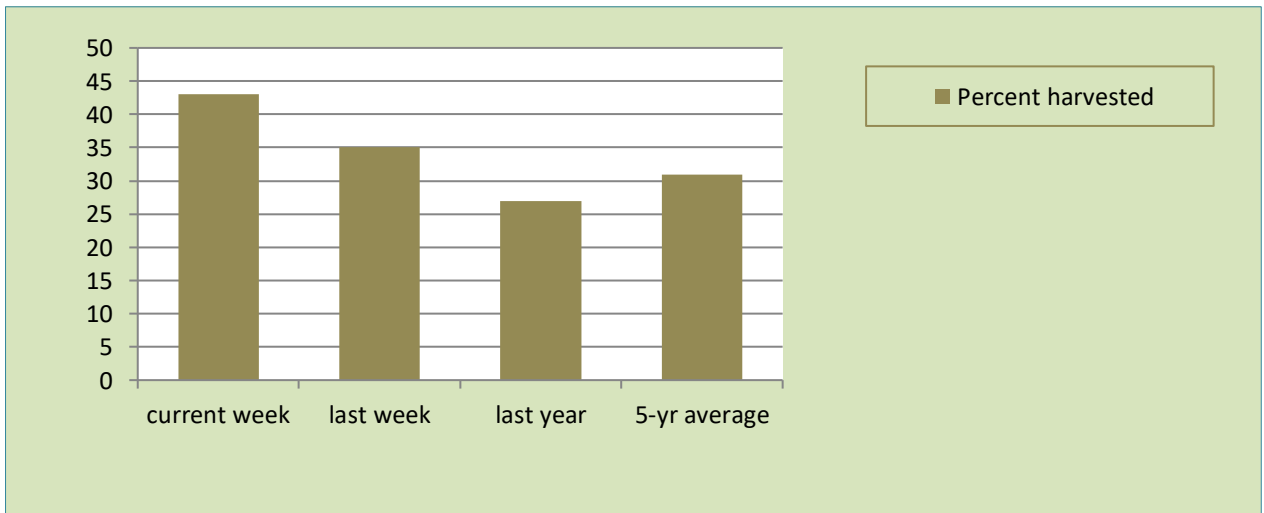
APPLES HARVESTED for week ending 8/14/22



COTTON SETTING BOLLS for week ending 8/14/22



TOBACCO FLUE-CURED HARVESTED for week ending 8/14/22



Weather Summary- For the week ending August 14, 2022

City	Temperature				Precipitation				
	Avg. high	Avg. low	Avg. mean	Avg. dep. from normal *	Last Week	Since June 1	June 1 dep. from normal *	Jan. 1, 2022 to date	Jan. 1, 2022 dep. from normal *
Lynchburg	88.4	66.0	77.2	+2.1	0.02	12.48	+2.9	31.41	+4.3
Norfolk	87.3	71.4	79.4	-0.4	0.26	8.19	-5.2	26.79	-3.7
Richmond	88.3	68.9	78.6	+0.4	1.35	11.37	+0.2	26.95	-1.3
Roanoke	86.4	67.7	77.1	+0.1	0.90	8.95	-1.6	28.05	+0.2
Wash/Dulles	88.3	67.6	77.9	+1.5	1.20	9.96	-0.1	27.14	-0.2

*Normals value based on 1991-2020 normals data. Source: NOAA Southeast Regional Climate Center <https://www.sercc.com/>.