



# Crop Progress and Condition

**USDA, NASS, Virginia Field Office**  
Herman Ellison, State Statistician  
601 W Broadway, Rm 645  
Louisville, KY 40202  
(502) 907-3250 or 1-800-928-5277  
**Homepage:** <http://www.nass.usda.gov/va>

**In Cooperation with:**  
U.S. Dept. of Commerce - NOAA  
Virginia Tech  
Virginia State University  
Virginia Cooperative Extension Service  
Virginia Department of Agriculture and Consumer Services

Released: August 8, 2022

Issue: 22-22

**Agricultural News:** Days suitable for fieldwork were 5.2. Weather conditions were hot with scattered showers. The rains continue to help with crop progress. There are abnormally dry and moderate drought conditions in the State. Farming activities for the week included pulling flue-cured tobacco and feeding hay where needed due to weeds in pastures.

## SOIL MOISTURE for week ending 8/07/22

	Very Short	Short	Adequate	Surplus
	%	%	%	%
Topsoil	1	14	82	3
Subsoil	1	17	81	1

- Represents zero.

## CROP and LIVESTOCK CONDITIONS for week ending 8/07/22

Crop	Very Poor	Poor	Fair	Good	Excellent
	%	%	%	%	%
Apples	-	9	24	66	1
Corn	-	1	24	60	15
Cotton	-	3	10	77	10
Hay, Alfalfa	-	6	18	60	16
Hay, Other	2	13	41	38	6
Peanuts	-	-	8	82	10
Soybeans	1	4	13	70	12
Tobacco, Burley	-	-	8	73	19
Tobacco, Fire-cured	1	1	20	76	2
Tobacco, Flue-cured	3	7	20	56	14
Pasture	3	13	48	32	4
Livestock	-	3	20	64	13

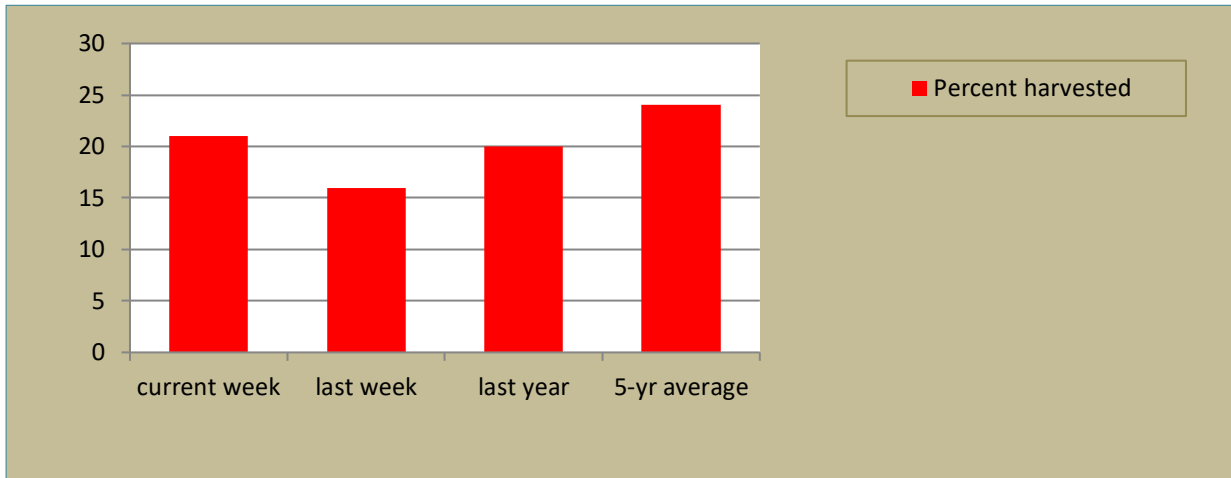
- Represents zero.

## CROP PROGRESS for week ending 8/07/22

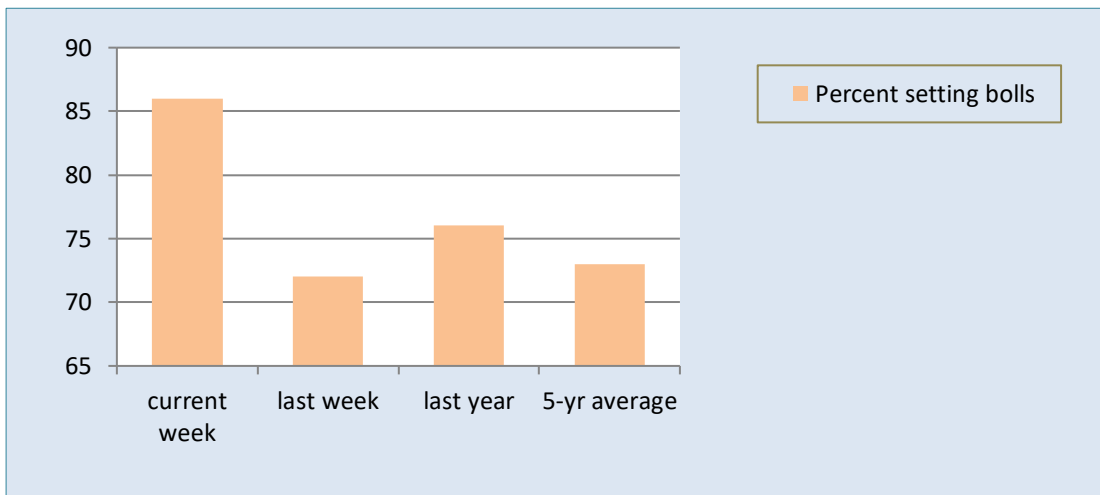
Crop Stage	This Week	Last Week	Last Year	5-Yr Avg
	%	%	%	%
Apples harvested	21	16	20	24
Corn dough	89	80	72	75
Corn dented	60	44	24	41
Corn mature	12	2	-	-
Corn for silage harvested	11	1	9	7
Cotton setting bolls	86	72	76	73
Peanuts pegging	99	94	88	91
Soybeans blooming	90	81	67	64
Soybeans setting pods	49	36	39	38
Tobacco, Flue-cured harvested	35	25	23	23

- Represents zero or data not available.

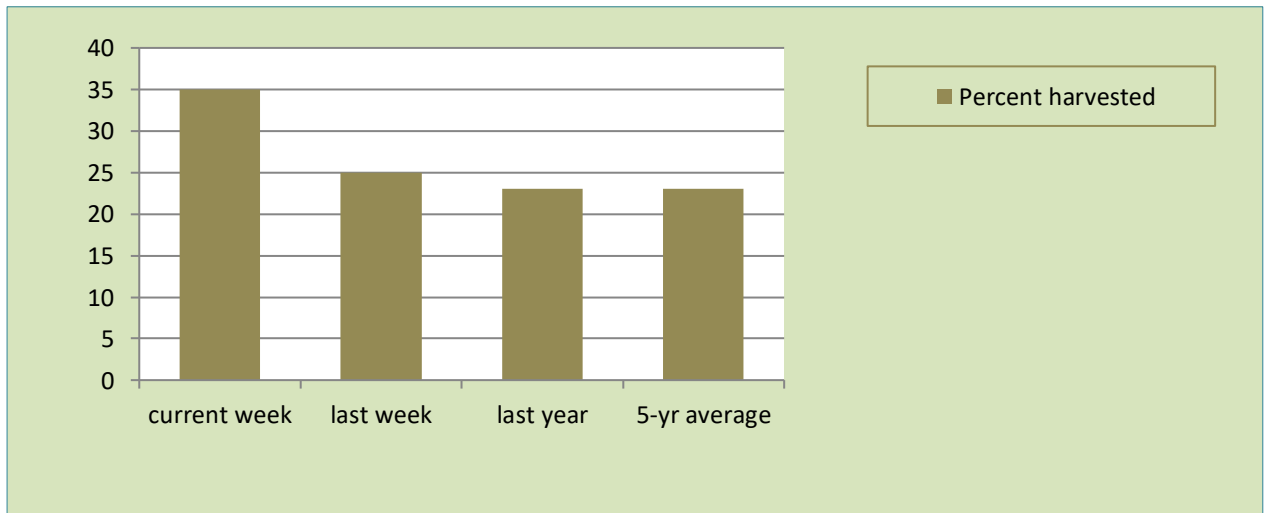
### APPLES HARVESTED for week ending 8/07/22



### COTTON SETTING BOLLS for week ending 8/07/22



### TOBACCO FLUE-CURED HARVESTED for week ending 8/07/22



### Weather Summary- For the week ending August 7, 2022

City	Temperature				Precipitation				
	Avg. high	Avg. low	Avg. mean	Avg. dep. from normal *	Last Week	Since June 1	June 1 dep. from normal *	Jan. 1, 2022 to date	Jan. 1, 2022 dep. from normal *
Lynchburg	90.4	70.6	80.5	+4.9	0.83	12.46	+3.6	31.39	+5.0
Norfolk	90.6	75.0	82.8	+2.4	0.48	7.93	-4.1	26.53	-2.7
Richmond	91.7	72.9	82.3	+3.6	1.96	10.02	-0.1	25.60	-1.6
Roanoke	89.4	71.1	80.3	+2.9	1.35	8.05	-1.7	27.15	+0.0
Wash/Dulles	91.9	69.9	80.9	+4.0	0.78	8.76	-0.5	25.94	-0.6

\*Normals value based on 1991-2020 normals data. Source: NOAA Southeast Regional Climate Center <https://www.sercc.com/>.