



# Crop Progress and Condition

**USDA, NASS, Virginia Field Office**  
Herman Ellison, State Statistician  
601 W Broadway, Rm 645  
Louisville, KY 40202  
(502) 907-3250 or 1-800-928-5277  
**Homepage:** <http://www.nass.usda.gov/va>

**In Cooperation with:**  
U.S. Dept. of Commerce - NOAA  
Virginia Tech  
Virginia State University  
Virginia Cooperative Extension Service  
Virginia Department of Agriculture and Consumer Services

Released: August 1, 2022

Issue: 21-22

**Agricultural News:** Days suitable for fieldwork were 4.4. Weather conditions were hot with some heavy and scattered showers. The rains made some pastures muddy, but were beneficial for crop progress. There are abnormally dry and moderate drought conditions in the State. Farming activities for the week included applying fungicides for leaf spot and harvesting hay.

## SOIL MOISTURE and SUPPLIES for week ending 7/31/22

	Very Short	Short	Adequate	Surplus
	%	%	%	%
Topsoil	1	16	77	6
Subsoil	3	25	70	2
Hay & Roughage	11	30	56	3

- Represents zero.

## CROP CONDITIONS for week ending 7/31/22

Crop	Very Poor	Poor	Fair	Good	Excellent
	%	%	%	%	%
Corn	-	3	28	63	6
Cotton	-	3	10	80	7
Hay, Alfalfa	3	7	22	61	7
Hay, Other	5	8	41	44	2
Peanuts	-	-	8	82	10
Soybeans	2	6	21	65	6
Tobacco, Burley	-	-	11	79	10
Tobacco, Fire-cured	1	1	13	83	2
Tobacco, Flue-cured	3	4	17	65	11
Pasture	5	18	46	30	1

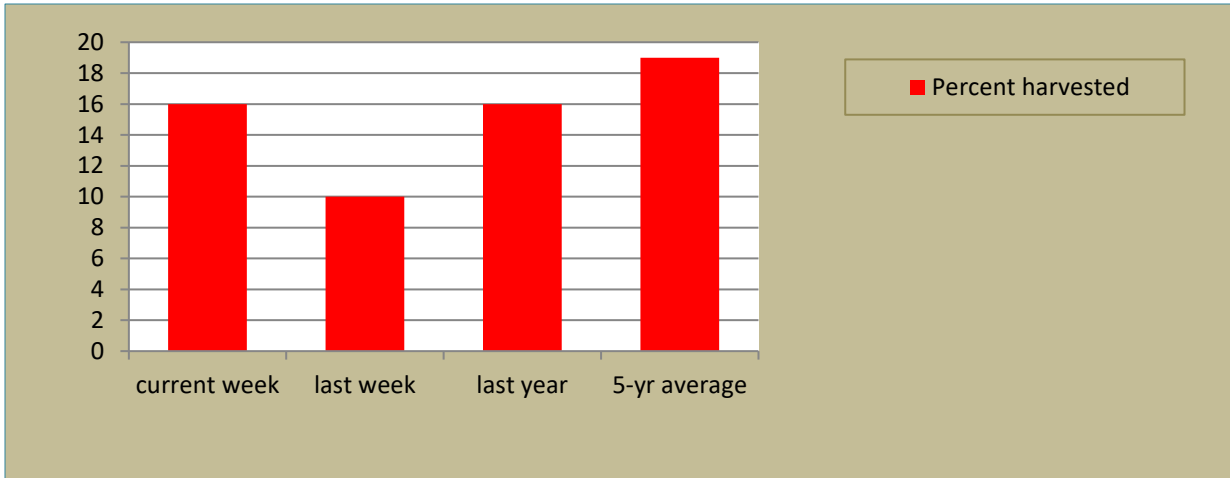
- Represents zero.

## CROP PROGRESS for week ending 7/31/22

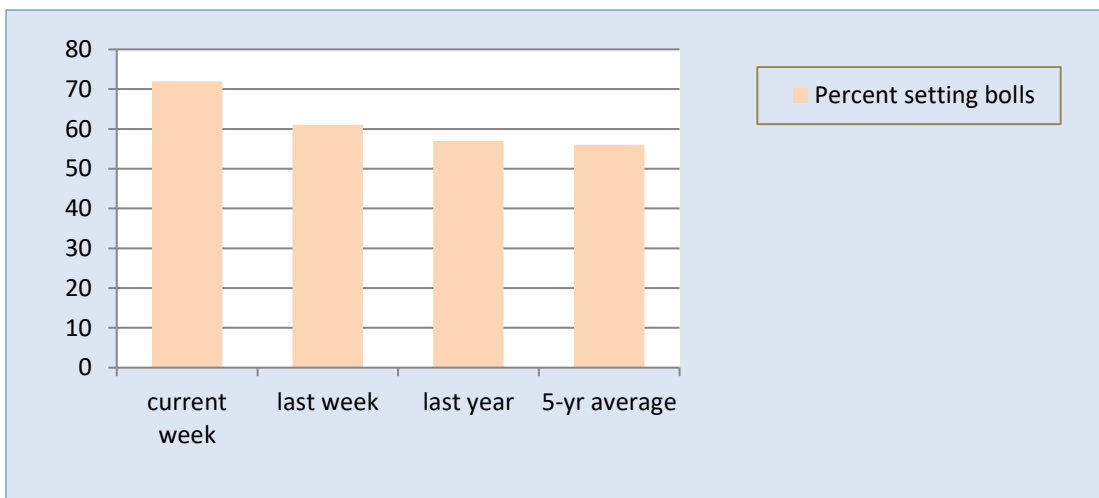
Crop Stage	This Week	Last Week	Last Year	5-Yr Avg
	%	%	%	%
Apples harvested	16	10	16	19
Corn silking	96	93	86	89
Corn dough	80	64	60	64
Corn dented	44	27	7	-
Corn mature	2	-	-	-
Corn for silage harvested	1	-	-	-
Cotton setting bolls	72	61	57	56
Peanuts pegging	94	89	83	80
Soybeans blooming	81	71	57	53
Soybeans setting pods	36	25	29	28
Tobacco, Flue-cured harvested	25	17	12	15

- Represents zero or data not available.

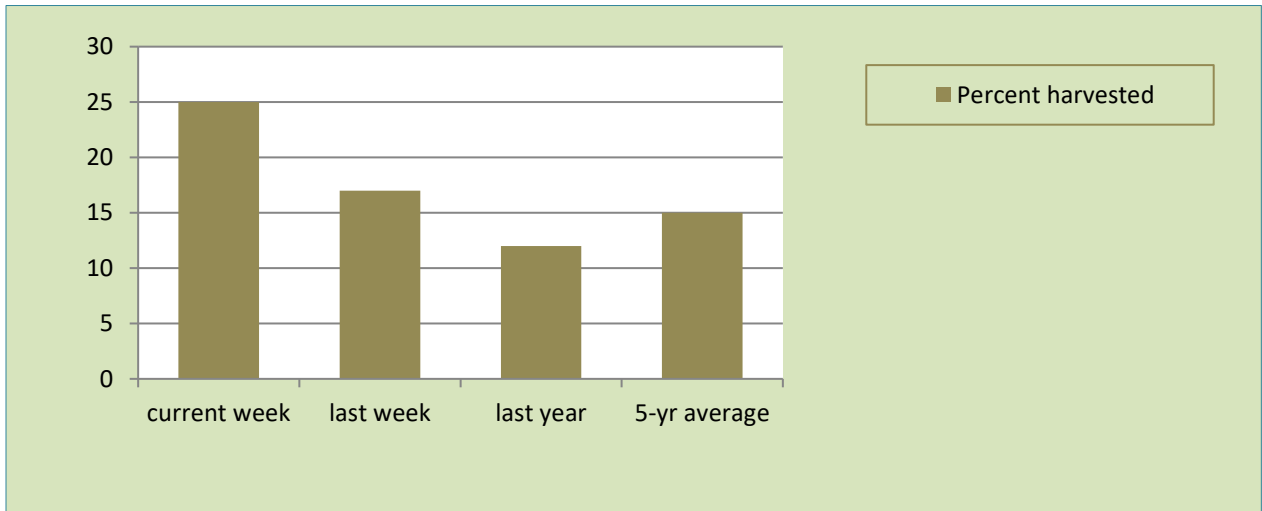
**APPLES HARVESTED for week ending 7/31/22**



**COTTON SETTING BOLLS for week ending 7/31/22**



**TOBACCO FLUE-CURED HARVESTED for week ending 7/31/22**



**Weather Summary- For the week ending July 31, 2022**

City	Temperature				Precipitation				
	Avg. high	Avg. low	Avg. mean	Avg. dep. from normal *	Last Week	Since June 1	June 1 dep. from normal *	Jan. 1, 2022 to date	Jan. 1, 2022 dep. from normal *
Lynchburg	88.7	71.7	80.2	+4.3	6.37	11.63	+3.6	30.56	+5.0
Norfolk	90.9	75.0	82.9	+2.0	1.55	7.24	-3.3	25.84	-1.8
Richmond	91.0	73.1	82.1	+2.9	0.93	8.06	-0.9	23.64	-2.4
Roanoke	87.9	73.6	80.7	+3.0	0.72	6.70	-2.2	25.80	-0.5
Wash/Dulles	86.4	69.3	77.9	+0.6	0.93	7.98	-0.5	25.16	-0.5

\*Normals value based on 1991-2020 normals data. Source: NOAA Southeast Regional Climate Center <https://www.sercc.com/>.