



Crop Progress and Condition

USDA, NASS, Virginia Field Office
Herman Ellison, State Statistician
601 W Broadway, Rm 645
Louisville, KY 40202
(502) 907-3250 or 1-800-928-5277
Homepage: <http://www.nass.usda.gov/va>

In Cooperation with:
U.S. Dept. of Commerce - NOAA
Virginia Tech
Virginia State University
Virginia Cooperative Extension Service
Virginia Department of Agriculture and Consumer Services

Released: May 31, 2022

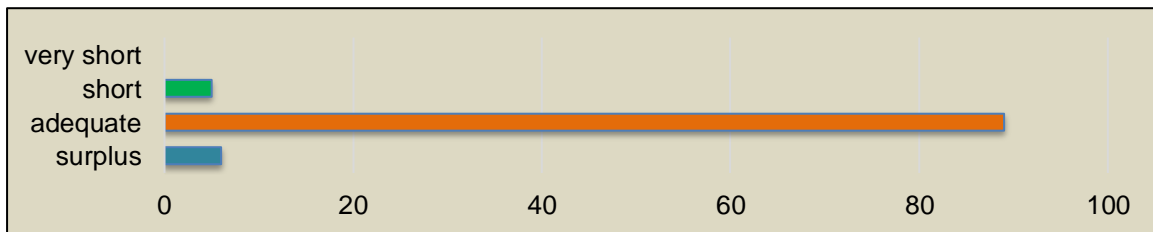
Issue: 12-22

Agricultural News: Days suitable for fieldwork were 4.0. Weather conditions were wet, bringing needed moisture to the area. There are abnormally dry and moderate drought conditions in the State. Farming activities for the week included planting crops and making hay.

SOIL MOISTURE for week ending 5/29/22

	Very Short	Short	Adequate	Surplus
	%	%	%	%
Topsoil	-	5	89	6
Subsoil	-	10	85	5

TOPSOIL MOISTURE for week ending 5/29/22



CROP CONDITIONS for week ending 5/29/22

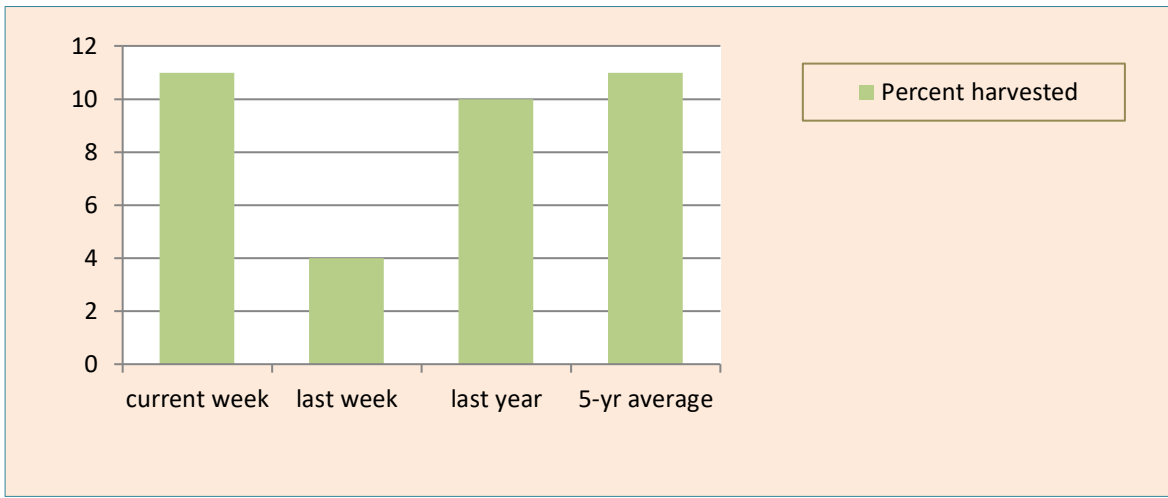
Crop	Very Poor	Poor	Fair	Good	Excellent
	%	%	%	%	%
Barley	-	2	23	70	5
Corn	-	1	11	75	13
Cotton	-	-	15	81	4
Hay, Alfalfa	-	1	20	75	4
Hay, Other	1	3	34	58	4
Peanuts	-	2	15	79	4
Tobacco, Burley	-	5	20	69	6
Tobacco, Fire-cured	-	5	20	67	8
Tobacco, Flue-cured	-	3	19	60	18
Winter Wheat	-	3	21	70	6
Pasture	1	10	35	49	5

- Represents zero.

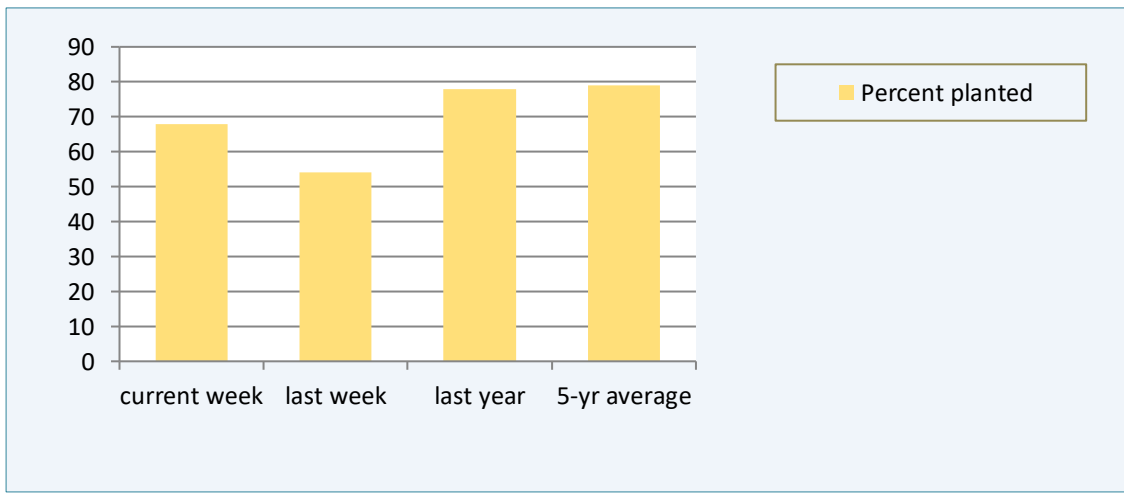
CROP PROGRESS for the week ending 5/29/22

Crop Stage	This Week	Last Week	Last Year	5-Yr Avg
	%	%	%	%
Barley harvested for grain	11	4	10	11
Corn emerged	91	80	82	81
Cotton planted	68	54	78	79
Peanuts planted	87	72	82	81
Soybeans planted	73	58	55	50
Soybeans emerged	51	35	31	30
Tobacco, Burley transplanted	66	51	47	55
Tobacco, Fire-cured transplanted	69	55	58	64
Tobacco, Flue-cured transplanted	86	74	67	76

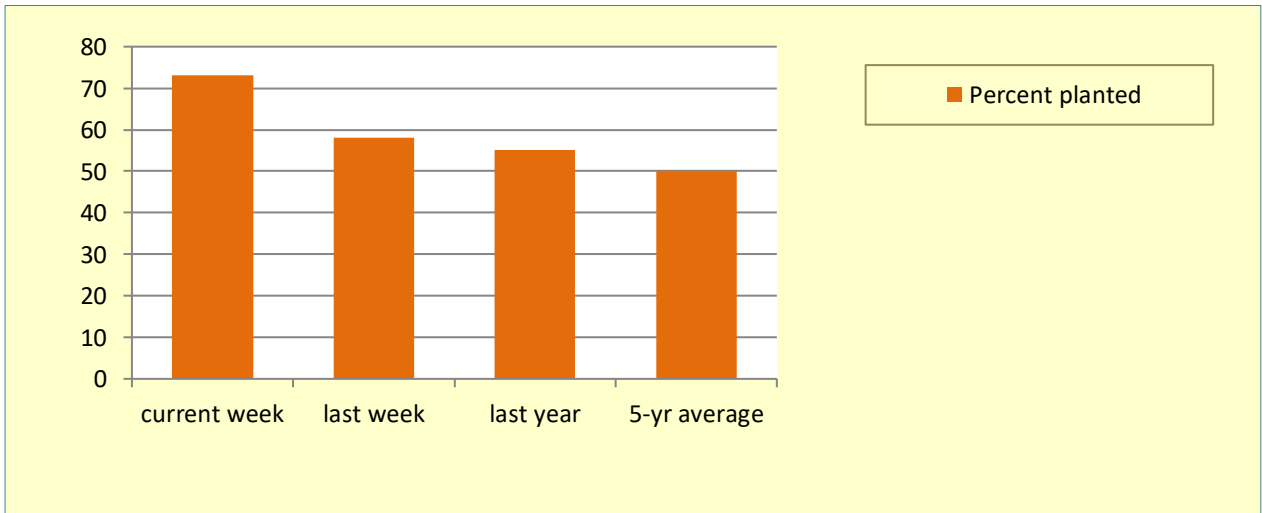
BARLEY HARVESTED FOR GRAIN for week ending 5/29/22



COTTON PLANTED for week ending 5/29/22



SOYBEANS PLANTED for week ending 5/29/22



Weather Summary- For the week ending May 29, 2022

City	Temperature				Precipitation				
	Avg. high	Avg. low	Avg. mean	Avg. dep. from normal *	Last Week	Since Mar. 1	Mar. 1 dep. from normal *	Jan. 1, 2022 to date	Jan. 1, 2022 dep. from normal *
Lynchburg	73.9	57.7	65.8	-0.8	4.43	11.86	+0.9	18.93	+1.6
Norfolk	74.0	61.6	67.8	-3.0	1.53	11.51	+0.9	18.60	+1.7
Richmond	75.3	59.9	67.6	-1.7	2.25	9.59	-1.3	15.58	-1.2
Roanoke	72.6	57.4	65.0	-3.5	5.03	12.60	+1.6	19.10	+2.0
Wash/Dulles	73.1	58.0	65.6	-1.0	1.25	11.02	-0.4	17.18	+0.2

*Normals value based on 1991-2020 normals data. Source: NOAA Southeast Regional Climate Center <https://www.sercc.com/>.