



Cattle on Feed

Southern Plains Regional Field Office · Post Office Box 70, Austin, Texas 78767 · 800-626-3142 · www.nass.usda.gov
Cooperating with the Oklahoma Department of Agriculture, Food and Forestry and Texas Department of Agriculture

December 23, 2022

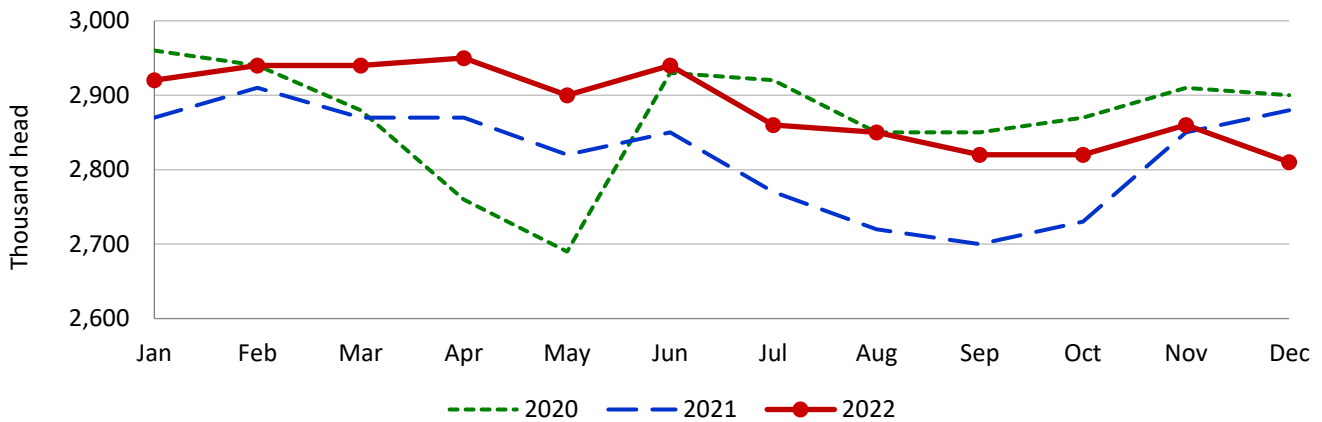
Contact: Jenna Bates or Carol Pittman

This report contains results from the December 2022 Cattle on Feed Survey collected during the first two weeks of December. Data provided by Oklahoma and Texas producers are the foundation of the estimates made for the Southern Plains region. We would like to thank all producers who responded to the survey. Results from the next monthly survey will be made available on January 20, 2023.

Cattle and calves on feed for slaughter market in **Texas** feedlots with capacity of 1,000 head or more totaled 2.81 million head on December 1, 2022, down 2 percent from a year ago. Producers placed 370 thousand head in commercial feedlots during November, down 17 percent from a year ago. Texas commercial feeders marketed 410 thousand head during November, up 3 percent from 2021.

On December 1, there were 2.49 million head of cattle and calves on feed in the Northern High Plains, 89 percent of the state's total. The number on feed across the area was down 2 percent from last year and from the November 1 total. November placements in the Northern High Plains totaled 329 thousand head, down 19 percent from the October total. Marketings were up 3 percent from last month at 369 thousand head.

Texas Cattle on Feed Inventory

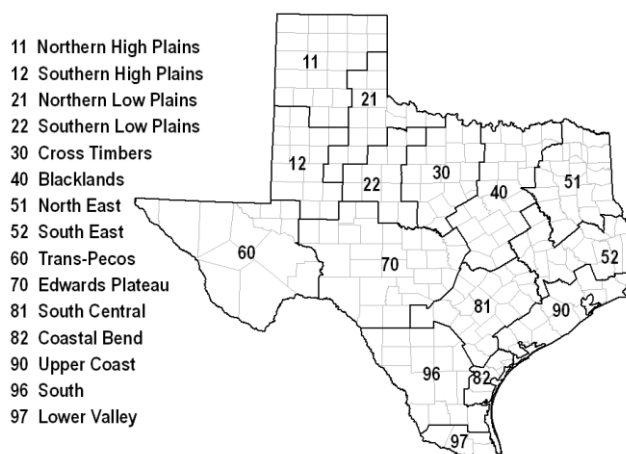


Texas Cattle and Calves on Feed in 1,000+ Capacity Feedlots, by District

Cattle and Calves	District 11	District 12	District 21	District 70	District 81	District 96	Other districts	State total
	<i>1,000 head</i>	<i>1,000 head</i>	<i>1,000 head</i>	<i>1,000 head</i>	<i>1,000 head</i>	<i>1,000 head</i>	<i>1,000 head</i>	<i>1,000 head</i>
On feed November 1, 2022 ¹	2,541	160	56	11	20	35	37	2,860
Placed on feed during November	329	25	5	1	2	4	4	370
Fed cattle marketed during November.....	369	25	4	1	3	4	4	410
Other disappearance during November ²	9	1	0	0	0	0	0	10
On feed December 1, 2022 ¹	2,492	159	57	11	19	35	37	2,810

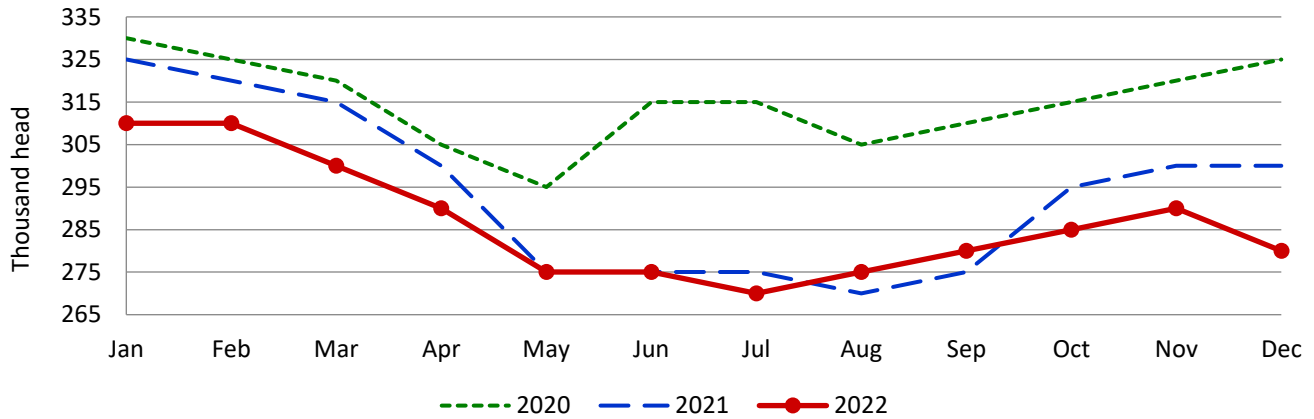
¹ Cattle and calves on feed are animals for slaughter market being fed a ration of grain or other concentrates and are expected to produce a carcass that will grade select or better.

² Included death losses, movement from feedlots to pasture and shipments to other feedlots for further feeding.



Cattle and calves on feed for slaughter market in **Oklahoma** feedlots with capacity of 1,000 head or more totaled 280 thousand head on December 1, 2022, down 7 percent from a year ago. Producers placed 38 thousand head in commercial feedlots during November, down 14 percent from a year ago. Oklahoma commercial feeders marketed 47 thousand head during November, up 9 percent from 2021. Other disappearance during November totaled 1 thousand head, unchanged from a year ago.

Oklahoma Cattle on Feed Inventory



Cattle and Calves: Placements, Marketings, Other Disappearance and Inventory in 1,000+ Capacity Feedlot

State	Cattle and Calves									
	On feed November 1		Placed on feed during November		Marketed during November		Other Disappearance during November		On feed December 1	
	2021	2022	2021	2022	2021	2022	2021	2022	2021	2022
	<i>1,000 head</i>	<i>1,000 head</i>	<i>1,000 head</i>	<i>1,000 head</i>	<i>1,000 head</i>	<i>1,000 head</i>	<i>1,000 head</i>	<i>1,000 head</i>	<i>1,000 head</i>	<i>1,000 head</i>
Arizona.....	273	271	27	23	29	25	1	1	270	268
California.....	545	505	61	60	49	53	7	7	550	505
Colorado.....	1,150	1,070	160	145	165	170	5	5	1,140	1,040
Idaho.....	310	305	44	53	43	42	1	1	310	315
Iowa.....	610	620	94	105	92	94	2	1	610	630
Kansas.....	2,510	2,330	435	420	455	410	10	10	2,480	2,330
Minnesota.....	105	95	16	17	15	16	1	1	105	95
Nebraska.....	2,560	2,600	485	505	450	480	15	15	2,580	2,610
Oklahoma.....	300	290	44	38	43	47	1	1	300	280
South Dakota.....	230	210	63	75	57	63	1	2	235	220
Texas.....	2,850	2,860	445	370	400	410	15	10	2,880	2,810
Washington.....	205	230	32	56	26	35	1	1	210	250
Other States.....	300	310	61	58	45	46	1	2	315	320
United States.....	11,948	11,696	1,967	1,925	1,869	1,891	61	57	11,985	11,673

Cattle on Feed: Number Placed on Feed by Weight Group, 1,000+ Capacity Feedlots¹

State	During November 2021					
	Under 600 lbs	600-699 lbs	700-799 lbs	800-899 lbs	900+ lbs ²	Total
	<i>1,000 head</i>	<i>1,000 head</i>	<i>1,000 head</i>	<i>1,000 head</i>	<i>1,000 head</i>	<i>1,000 head</i>
Colorado.....	50	35	30	25	20	160
Kansas.....	70	110	125	85	45	435
Nebraska.....	95	120	90	85	95	485
Texas.....	180	120	85	45	15	445
Other States.....	170	100	70	57	45	442
United States.....	565	485	400	297	220	1,967
State	During November 2022					
	Under 600 lbs	600-699 lbs	700-799 lbs	800-899 lbs	900+ lbs ²	Total
	<i>1,000 head</i>	<i>1,000 head</i>	<i>1,000 head</i>	<i>1,000 head</i>	<i>1,000 head</i>	<i>1,000 head</i>
Colorado.....	45	30	30	20	20	145
Kansas.....	65	105	125	80	45	420
Nebraska.....	100	125	95	85	100	505
Texas.....	145	95	75	40	15	370
Other States.....	185	110	80	65	45	485
United States.....	540	465	405	290	225	1,925

¹ Oklahoma is included in *Other States*.

² For the U.S., the 900+ category represents the sum of 900-999 pound and 1,000+ pound weight groups.

