



Cattle on Feed

Southern Plains Regional Field Office · Post Office Box 70, Austin, Texas 78767 · 800-626-3142 · www.nass.usda.gov

Cooperating with the Oklahoma Department of Agriculture, Food and Forestry and Texas Department of Agriculture

November 18, 2022

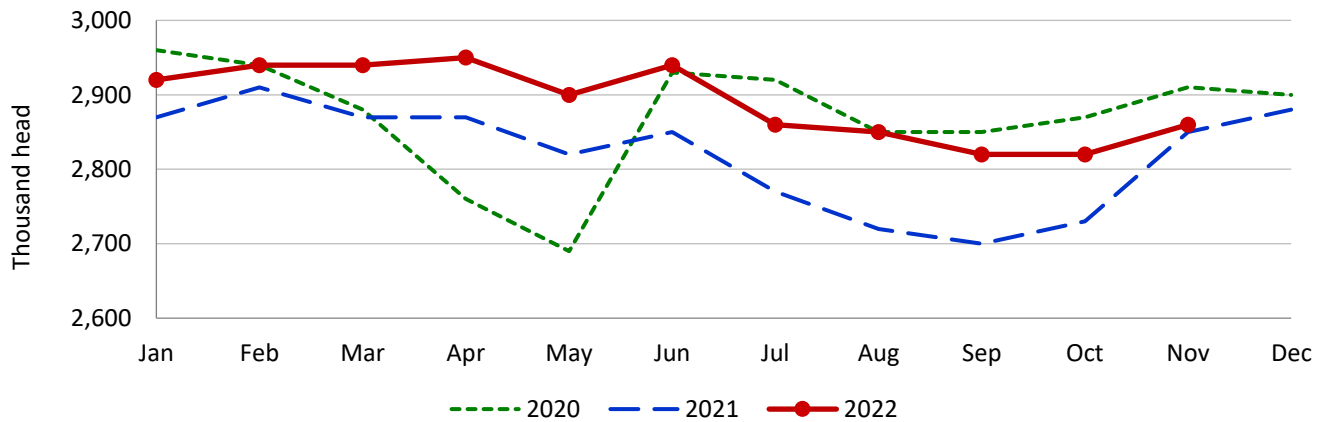
Contact: Jenna Bates or Carol Pittman

This report contains results from the November 2022 Cattle on Feed Survey collected during the first two weeks of November. Data provided by Oklahoma and Texas producers are the foundation of the estimates made for the Southern Plains region. We would like to thank all producers who responded to the survey. Results from the next monthly survey will be made available on December 23, 2022.

Cattle and calves on feed for slaughter market in **Texas** feedlots with capacity of 1,000 head or more totaled 2.86 million head on November 1, 2022, up slightly from a year ago. Producers placed 440 thousand head in commercial feedlots during October, down 14 percent from a year ago. Texas commercial feeders marketed 390 thousand head during October, up 4 percent from 2021.

On November 1, there were 2.54 million head of cattle and calves on feed in the Northern High Plains, 89 percent of the state's total. The number on feed across the area was unchanged from last year but up 2 percent from the October 1 total. October placements in the Northern High Plains totaled 405 thousand head, up 11 percent from the September total. Marketings were unchanged from last month at 357 thousand head.

Texas Cattle on Feed Inventory

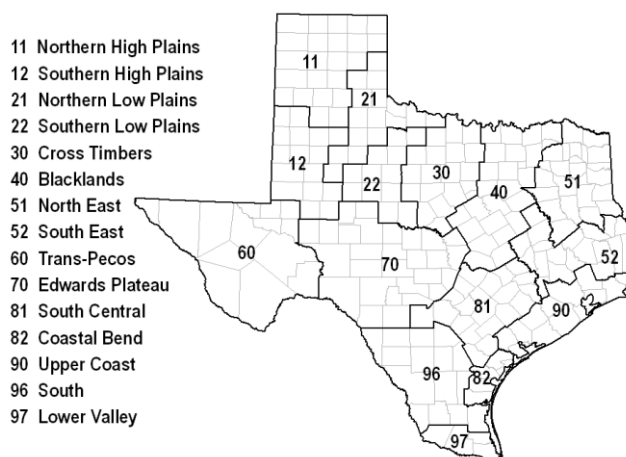


Texas Cattle and Calves on Feed in 1,000+ Capacity Feedlots, by District

Cattle and Calves	District 11	District 12	District 21	District 70	District 81	District 96	Other districts	State total
	1,000 head	1,000 head	1,000 head	1,000 head	1,000 head	1,000 head	1,000 head	1,000 head
On feed October 1, 2022 ¹	2,501	157	57	12	20	37	36	2,820
Placed on feed during October	405	21	2	0	3	4	5	440
Fed cattle marketed during October	357	17	3	1	3	5	4	390
Other disappearance during October ²	8	1	0	0	0	1	0	10
On feed November 1, 2022 ¹	2,541	160	56	11	20	35	37	2,860

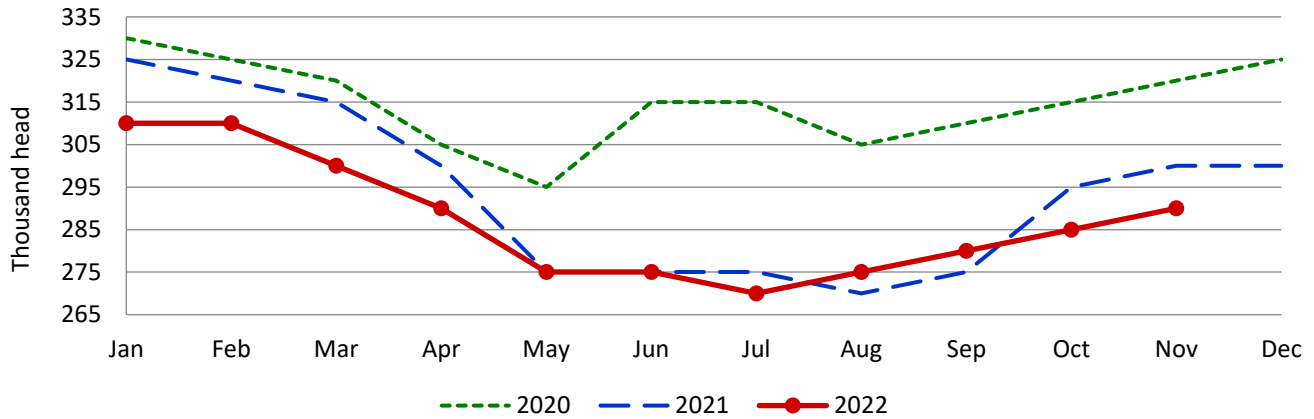
¹ Cattle and calves on feed are animals for slaughter market being fed a ration of grain or other concentrates and are expected to produce a carcass that will grade select or better.

² Included death losses, movement from feedlots to pasture and shipments to other feedlots for further feeding.



Cattle and calves on feed for slaughter market in **Oklahoma** feedlots with capacity of 1,000 head or more totaled 290 thousand head on November 1, 2022, down 3 percent from a year ago. Producers placed 44 thousand head in commercial feedlots during October, down 10 percent from a year ago. Oklahoma commercial feeders marketed 38 thousand head during October, down 12 percent from 2021. Other disappearance during October totaled 1 thousand head, unchanged from a year ago.

Oklahoma Cattle on Feed Inventory



Cattle and Calves: Placements, Marketings, Other Disappearance and Inventory in 1,000+ Capacity Feedlot

State	Cattle and Calves									
	On feed October 1		Placed on feed during October		Marketed during October		Other Disappearance during October		On feed November 1	
	2021	2022	2021	2022	2021	2022	2021	2022	2021	2022
	<i>1,000 head</i>	<i>1,000 head</i>	<i>1,000 head</i>	<i>1,000 head</i>	<i>1,000 head</i>	<i>1,000 head</i>	<i>1,000 head</i>	<i>1,000 head</i>	<i>1,000 head</i>	<i>1,000 head</i>
Arizona.....	270	274	24	19	20	21	1	1	273	271
California.....	540	510	52	44	40	42	7	7	545	505
Colorado.....	1,130	1,070	185	175	160	170	5	5	1,150	1,070
Idaho.....	305	290	50	62	44	45	1	2	310	305
Iowa.....	600	600	115	103	103	81	2	2	610	620
Kansas.....	2,530	2,360	435	420	445	430	10	10	2,510	2,340
Minnesota.....	90	85	29	24	13	13	1	1	105	95
Nebraska.....	2,380	2,470	625	590	435	450	10	10	2,560	2,600
Oklahoma.....	295	285	49	44	43	38	1	1	300	290
South Dakota.....	200	185	76	72	45	45	1	2	230	210
Texas.....	2,730	2,820	510	440	375	390	15	10	2,850	2,860
Washington.....	200	210	33	55	27	34	1	1	205	230
Other States.....	280	295	63	60	41	43	2	2	300	310
United States.....	11,550	11,454	2,246	2,108	1,791	1,802	57	54	11,948	11,706

Cattle on Feed: Number Placed on Feed by Weight Group, 1,000+ Capacity Feedlots¹

State	During October 2021					
	Under 600 lbs	600-699 lbs	700-799 lbs	800-899 lbs	900+ lbs ²	Total
	<i>1,000 head</i>	<i>1,000 head</i>	<i>1,000 head</i>	<i>1,000 head</i>	<i>1,000 head</i>	<i>1,000 head</i>
Colorado.....	35	35	35	45	35	185
Kansas.....	65	95	135	95	45	435
Nebraska.....	145	130	95	130	125	625
Texas.....	170	130	125	70	15	510
Other States.....	160	110	80	86	55	491
United States.....	575	500	470	426	275	2,246

State	During October 2022					
	Under 600 lbs	600-699 lbs	700-799 lbs	800-899 lbs	900+ lbs ²	Total
	<i>1,000 head</i>	<i>1,000 head</i>	<i>1,000 head</i>	<i>1,000 head</i>	<i>1,000 head</i>	<i>1,000 head</i>
Colorado.....	35	35	35	40	30	175
Kansas.....	65	95	130	85	45	420
Nebraska.....	135	120	95	115	125	590
Texas.....	150	110	110	55	15	440
Other States.....	160	105	80	83	55	483
United States.....	545	465	450	378	270	2,108

¹ Oklahoma is included in *Other States*.

² For the U.S., the 900+ category represents the sum of 900-999 pound and 1,000+ pound weight groups.