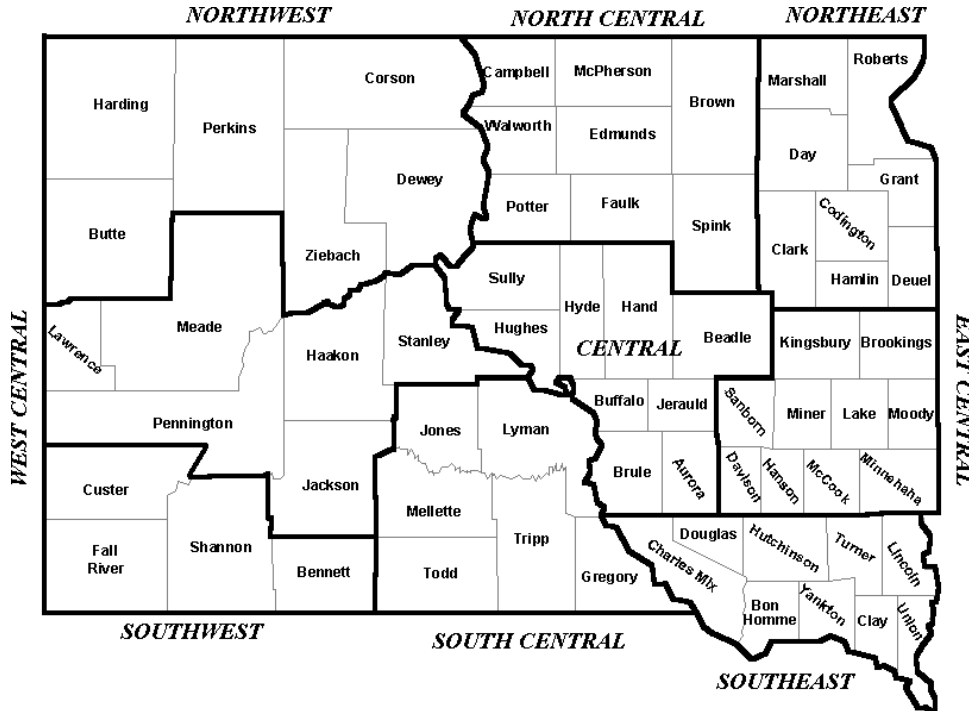


SOUTH DAKOTA COUNTY PROFILES

The following section highlights each county in South Dakota. Crops produced, livestock inventories and agricultural cash receipts are displayed with the appropriate rank among all counties. Data published here is available elsewhere in this bulletin, but is also in this consolidated form for each county. Also included for each county are 2007 agricultural census data for number of farms, land in farms, harvested cropland,

and average size of farm. Below is a table with the data for the entire State with the inclusion of South Dakota's ranking nationwide. On succeeding pages each county is listed alphabetically. If you have any questions on this section, please get in touch with us.

SOUTH DAKOTA DATA and RANK IN UNITED STATES



2010 Census Population		814,180
Land Area	(acres)	48,573,443

Census - 2007	Number	Rank
Number of Farms	31,169	29
Land in Farms	43,666,403	5
Total Cropland	19,094,311	8
Average Size Farm	1,401	6

Cash Receipts - 2009 ¹	Dollars	Rank
Crops	4,636,082,000	13
Livestock	2,756,032,000	19
Government Payments	256,352,000	20
Total Receipts	7,392,114,000	13

Crops - 2010	Planted Acres	Harvested Acres	Yield	Production	Rank
Corn, Grain	4,550,000	4,220,000	135.0	569,700,000	7
Soybeans	4,200,000	4,140,000	38.0	157,320,000	8
Sunflower, Oil	410,000	400,000	1,540.0	616,000,000	2
Sorghum	140,000	85,000	62.0	5,270,000	7
Wheat, Spring	1,450,000	1,410,000	42.0	59,220,000	4
Wheat, Winter	1,350,000	1,300,000	49.0	63,700,000	8
Oats	190,000	105,000	72.0	7,560,000	3
Hay, Alfalfa		2,150,000	2.40	5,160,000	2
Hay, Other		1,450,000	1.50	2,175,000	9

Livestock - Jan 1, 2011	Number	Rank
All Cattle	3,700,000	8
Beef Cows	1,610,000	5
Milk Cows	90,000	23

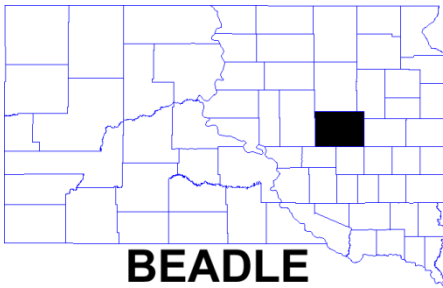
¹ Cash Receipts: The state and county level cash receipts in this section, are from the Bureau of Economic Analysis, United States Department of Commerce.



AURORA

2010 Census Population	2,710
Land Area	453,268 (acres)
Census - 2007	Number Rank
Number of Farms	379 39
Land in Farms	364,612 (acres) 47
Total Cropland	228,775 (acres) 46
Average Size Farm	962 (acres) 39

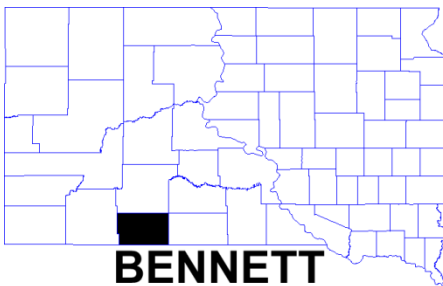
Cash Receipts - 2009				Dollars	Rank
Crops				66,836,000	28
Livestock				49,045,000	23
Government Payments				2,597,000	48
Total Receipts				115,881,000	30
Crops - 2010	Planted Acres	Harvested Acres	Yield	Production	Rank
Corn, Grain	75,300 (bu.)	72,700	121.7	8,851,000	31
Soybeans	66,000 (bu.)	65,500	38.3	2,510,000	32
Sunflower, Oil	(lbs)				
Sorghum	(bu.)				
Wheat, Spring	(bu.)				
Wheat, Winter	13,600 (bu.)	13,100	56.1	735,000	24
Oats	2,000 (bu.)	1,300	80.8	105,000	27
Hay, Alfalfa	(tons)	16,000	3.65	58,500	41
Hay, Other	(tons)	26,000	1.90	50,000	14
Livestock - Jan 1, 2011				Number	Rank
All Cattle				46,500	40
Beef Cows					
Milk Cows					



BEADLE

2010 Census Population	17,398
Land Area	806,028 (acres)
Census - 2007	Number Rank
Number of Farms	750 7
Land in Farms	769,855 (acres) 20
Total Cropland	492,427 (acres) 5
Average Size Farm	1,026 (acres) 37

Cash Receipts - 2009				Dollars	Rank
Crops				134,316,000	7
Livestock				75,577,000	9
Government Payments				5,861,000	10
Total Receipts				209,893,000	6
Crops - 2010	Planted Acres	Harvested Acres	Yield	Production	Rank
Corn, Grain	156,000 (bu.)	148,900	120.9	18,007,000	10
Soybeans	141,000 (bu.)	140,000	32.9	4,603,000	13
Sunflower, Oil	(lbs)				
Sorghum	(bu.)				
Wheat, Spring	11,400 (bu.)	11,000	42.5	468,000	30
Wheat, Winter	11,500 (bu.)	11,200	55.7	624,000	27
Oats	1,500 (bu.)	1,300	68.5	89,000	31
Hay, Alfalfa	(tons)	45,000	3.40	153,000	7
Hay, Other	(tons)	30,000	1.90	57,000	9
Livestock - Jan 1, 2011				Number	Rank
All Cattle				115,000	3
Beef Cows				41,500	6
Milk Cows				1,200	15

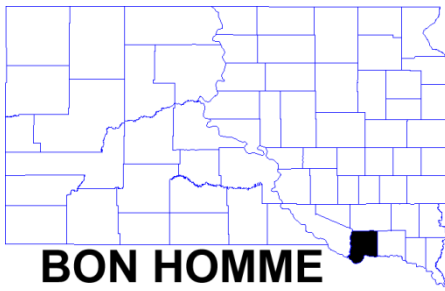


BENNETT

2010 Census Population	3,431
Land Area	758,654 (acres)
Census - 2007	Number Rank
Number of Farms	265 54
Land in Farms	753,263 (acres) 21
Total Cropland	257,213 (acres) 32
Average Size Farm	2,843 (acres) 16

Cash Receipts - 2009				Dollars	Rank
Crops				17,360,000	57
Livestock				15,201,000	57
Government Payments				2,258,000	53
Total Receipts				32,561,000	61
Crops - 2010	Planted Acres	Harvested Acres	Yield	Production	Rank
Corn, Grain	15,100 (bu.)	11,700	79.0	924,000	52
Soybeans	(bu.)				
Sunflower, Oil	(lbs)				
Sorghum	(bu.)				
Wheat, Spring	(bu.)				
Wheat, Winter	(bu.)				
Oats	(bu.)				
Hay, Alfalfa	(tons)	31,000	1.40	43,000	50
Hay, Other	(tons)	52,000	1.45	76,000	4
Livestock - Jan 1, 2011				Number	Rank
All Cattle				42,500	44
Beef Cows				24,000	28
Milk Cows					

94 COUNTY PROFILES



BON HOMME

2010 Census Population 7,070
 Land Area(acres) 360,606

Census - 2007	Number	Rank
Number of Farms	563	20
Land in Farms(acres)	308,583	58
Total Cropland(acres)	219,754	47
Average Size Farm(acres)	548	57

Cash Receipts - 2009		Dollars	Rank
Crops		64,886,000	29
Livestock		57,287,000	16
Government Payments		3,753,000	31
Total Receipts		122,173,000	28

Crops - 2010	Planted Acres	Harvested Acres	Yield	Production	Rank
Corn, Grain(bu.)	96,300	89,400	136.5	12,200,000	18
Soybeans(bu.)	93,500	93,000	44.2	4,110,000	17
Sunflower, Oil(lbs)					
Sorghum(bu.)					
Wheat, Spring(bu.)					
Wheat, Winter(bu.)	7,500	7,100	55.8	396,000	35
Oats(bu.)	1,500	800	65.0	52,000	44
Hay, Alfalfa(tons)		26,000	4.15	108,500	13
Hay, Other(tons)		11,000	1.85	20,500	44

Livestock - Jan 1, 2011		Number	Rank
All Cattle		62,000	24
Beef Cows		14,800	48
Milk Cows		700	25



BROOKINGS

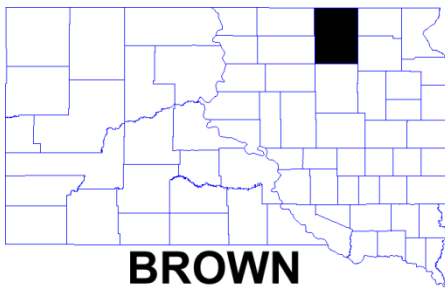
2010 Census Population 31,965
 Land Area(acres) 508,490

Census - 2007	Number	Rank
Number of Farms	986	3
Land in Farms(acres)	462,579	40
Total Cropland(acres)	351,302	19
Average Size Farm(acres)	469	63

Cash Receipts - 2009		Dollars	Rank
Crops		111,176,000	18
Livestock		91,772,000	1
Government Payments		7,679,000	4
Total Receipts		202,948,000	9

Crops - 2010	Planted Acres	Harvested Acres	Yield	Production	Rank
Corn, Grain(bu.)	137,500	129,200	155.8	20,128,000	7
Soybeans(bu.)	126,000	125,500	42.8	5,377,000	9
Sunflower, Oil(lbs)					
Sorghum(bu.)					
Wheat, Spring(bu.)	10,500	10,400	52.4	545,000	27
Wheat, Winter(bu.)					
Oats(bu.)	4,200	3,700	94.9	351,000	4
Hay, Alfalfa(tons)		19,000	4.55	86,000	21
Hay, Other(tons)		14,000	1.60	22,500	39

Livestock - Jan 1, 2011		Number	Rank
All Cattle		74,000	13
Beef Cows		22,500	33
Milk Cows		11,200	1



BROWN

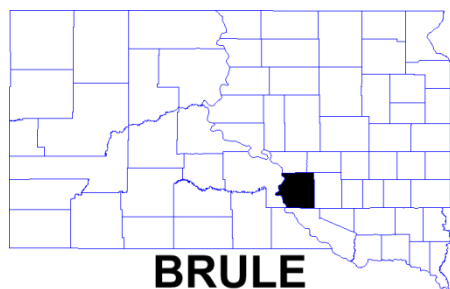
2010 Census Population 36,531
 Land Area(acres) 1,096,208

Census - 2007	Number	Rank
Number of Farms	1,036	2
Land in Farms(acres)	1,085,020	11
Total Cropland(acres)	827,589	1
Average Size Farm(acres)	1,047	36

Cash Receipts - 2009		Dollars	Rank
Crops		212,586,000	2
Livestock		54,753,000	19
Government Payments		11,994,000	1
Total Receipts		267,339,000	2

Crops - 2010	Planted Acres	Harvested Acres	Yield	Production	Rank
Corn, Grain(bu.)	159,500	157,700	148.9	23,480,000	3
Soybeans(bu.)	192,000	191,000	36.5	6,976,000	2
Sunflower, Oil(lbs)					
Sorghum(bu.)					
Wheat, Spring(bu.)	22,200	21,700	52.4	1,137,000	20
Wheat, Winter(bu.)					
Oats(bu.)	1,200	700	68.6	48,000	48
Hay, Alfalfa(tons)		27,000	3.00	81,000	24
Hay, Other(tons)		30,000	1.45	44,000	17

Livestock - Jan 1, 2011		Number	Rank
All Cattle		72,000	15
Beef Cows		30,000	19
Milk Cows		1,600	13



BRULE

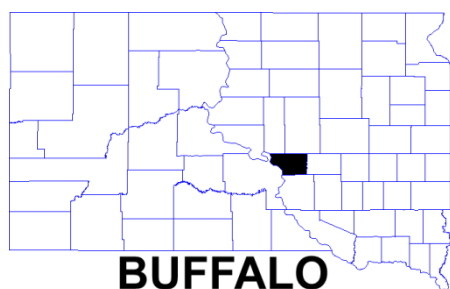
2010 Census Population 5,255
 Land Area (acres) 524,190

Census - 2007	Number	Rank
Number of Farms	370	40
Land in Farms(acres)	518,462	33
Total Cropland(acres)	287,619	27
Average Size Farm(acres)	1,401	30

Cash Receipts - 2009				Dollars	Rank
Crops				76,630,000	27
Livestock				45,760,000	27
Government Payments				2,612,000	47
Total Receipts				122,390,000	27

Crops - 2010	Planted Acres	Harvested Acres	Yield	Production	Rank
Corn, Grain(bu.)	73,300	68,700	123.1	8,459,000	32
Soybeans(bu.)	69,000	68,500	36.3	2,489,000	33
Sunflower, Oil(lbs)	1,400	1,400	1,620.0	2,270,000	27
Sorghum(bu.)					
Wheat, Spring(bu.)					
Wheat, Winter(bu.)	22,900	22,700	50.6	1,148,000	16
Oats(bu.)	6,000	4,000	60.3	241,000	8
Hay, Alfalfa(tons)		26,500	3.55	94,000	17
Hay, Other(tons)		38,000	1.65	63,000	7

Livestock - Jan 1, 2011		Number	Rank
All Cattle		80,000	10
Beef Cows			
Milk Cows			



BUFFALO

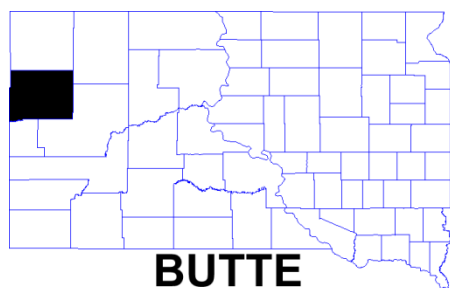
2010 Census Population 1,912
 Land Area (acres) 301,207

Census - 2007	Number	Rank
Number of Farms	86	66
Land in Farms(acres)	312,068	56
Total Cropland(acres)	73,824	65
Average Size Farm(acres)	3,629	8

Cash Receipts - 2009				Dollars	Rank
Crops				14,149,000	60
Livestock				12,995,000	59
Government Payments				743,000	62
Total Receipts				27,144,000	63

Crops - 2010	Planted Acres	Harvested Acres	Yield	Production	Rank
Corn, Grain(bu.)					
Soybeans(bu.)	12,000	12,000	40.3	484,000	45
Sunflower, Oil(lbs)					
Sorghum(bu.)					
Wheat, Spring(bu.)					
Wheat, Winter(bu.)					
Oats(bu.)					
Hay, Alfalfa(tons)		6,500	2.45	16,000	63
Hay, Other(tons)		19,000	1.90	36,000	24

Livestock - Jan 1, 2011		Number	Rank
All Cattle		26,500	59
Beef Cows		12,900	57
Milk Cows			



BUTTE

2010 Census Population 10,110
 Land Area (acres) 1,439,092

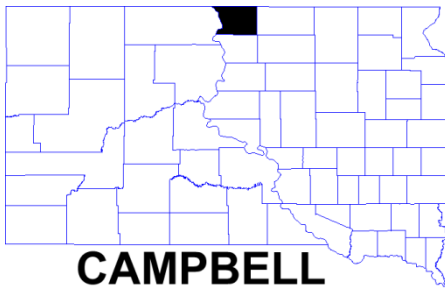
Census - 2007	Number	Rank
Number of Farms	584	17
Land in Farms(acres)	1,140,405	10
Total Cropland(acres)	163,375	58
Average Size Farm(acres)	1,953	22

Cash Receipts - 2009				Dollars	Rank
Crops				14,628,000	59
Livestock				37,591,000	34
Government Payments				3,518,000	34
Total Receipts				52,219,000	51

Crops - 2010	Planted Acres	Harvested Acres	Yield	Production	Rank
Corn, Grain(bu.)	6,800	3,500	140.6	492,000	56
Soybeans(bu.)					
Sunflower, Oil(lbs)					
Sorghum(bu.)					
Wheat, Spring(bu.)	8,600	5,800	29.3	170,000	40
Wheat, Winter(bu.)					
Oats(bu.)	5,000	900	41.1	37,000	55
Hay, Alfalfa(tons)		58,000	2.15	125,500	11
Hay, Other(tons)		21,500	1.35	29,500	28

Livestock - Jan 1, 2011		Number	Rank
All Cattle		64,000	21
Beef Cows		28,500	21
Milk Cows			

96 COUNTY PROFILES



CAMPBELL

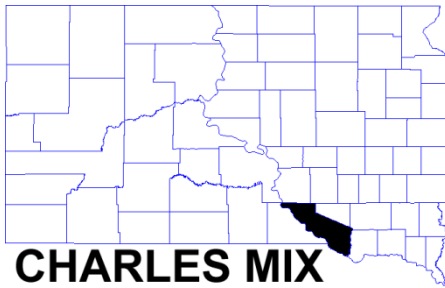
2010 Census Population 1,466
 Land Area(acres) 470,941

Census - 2007	Number	Rank
Number of Farms	318	46
Land in Farms(acres)	400,871	44
Total Cropland(acres)	205,605	51
Average Size Farm(acres)	1,261	35

Cash Receipts - 2009		Dollars	Rank
Crops		31,064,000	47
Livestock		19,558,000	53
Government Payments		3,142,000	39
Total Receipts		50,622,000	53

Crops - 2010	Planted Acres	Harvested Acres	Yield	Production	Rank
Corn, Grain(bu.)	48,600	40,900	90.3	3,694,000	43
Soybeans(bu.)	32,500	32,000	24.9	796,000	42
Sunflower, Oil(lbs)	12,900	12,700	1,680.0	21,300,000	9
Sorghum(bu.)					
Wheat, Spring(bu.)	51,000	49,600	41.9	2,080,000	11
Wheat, Winter(bu.)					
Oats(bu.)	4,000	2,000	55.5	111,000	23
Hay, Alfalfa(tons)		28,500	2.10	60,000	38
Hay, Other(tons)		15,000	1.55	23,000	38

Livestock - Jan 1, 2011		Number	Rank
All Cattle		38,000	50
Beef Cows		15,500	46
Milk Cows		300	31



CHARLES MIX

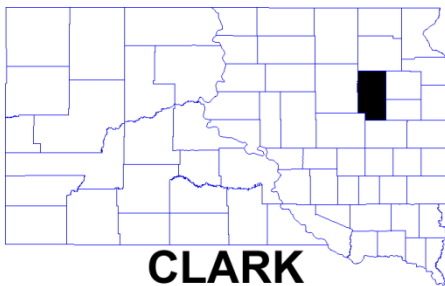
2010 Census Population 9,129
 Land Area(acres) 702,900

Census - 2007	Number	Rank
Number of Farms	693	10
Land in Farms(acres)	660,519	23
Total Cropland(acres)	403,374	12
Average Size Farm(acres)	953	40

Cash Receipts - 2009		Dollars	Rank
Crops		120,991,000	11
Livestock		86,828,000	3
Government Payments		5,350,000	16
Total Receipts		207,819,000	8

Crops - 2010	Planted Acres	Harvested Acres	Yield	Production	Rank
Corn, Grain(bu.)	132,500	124,800	136.7	17,066,000	14
Soybeans(bu.)	135,500	134,500	41.6	5,599,000	6
Sunflower, Oil(lbs)					
Sorghum(bu.)					
Wheat, Spring(bu.)					
Wheat, Winter(bu.)	44,000	43,700	55.1	2,408,000	9
Oats(bu.)					
Hay, Alfalfa(tons)		47,000	4.10	193,000	4
Hay, Other(tons)		44,000	2.05	89,500	3

Livestock - Jan 1, 2011		Number	Rank
All Cattle		99,000	5
Beef Cows		40,500	8
Milk Cows		1,100	16



CLARK

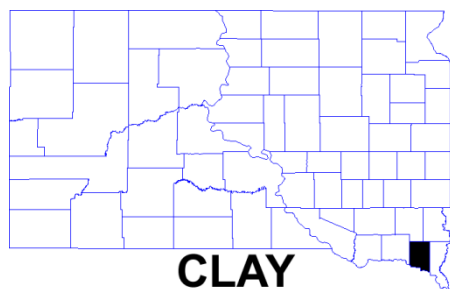
2010 Census Population 3,691
 Land Area(acres) 613,127

Census - 2007	Number	Rank
Number of Farms	577	19
Land in Farms(acres)	508,768	37
Total Cropland(acres)	335,735	20
Average Size Farm(acres)	882	42

Cash Receipts - 2009		Dollars	Rank
Crops		85,329,000	25
Livestock		67,259,000	13
Government Payments		5,359,000	15
Total Receipts		152,588,000	19

Crops - 2010	Planted Acres	Harvested Acres	Yield	Production	Rank
Corn, Grain(bu.)	103,500	84,300	120.4	10,153,000	24
Soybeans(bu.)	131,000	122,500	27.4	3,356,000	22
Sunflower, Oil(lbs)					
Sorghum(bu.)					
Wheat, Spring(bu.)	34,100	29,300	40.0	1,171,000	19
Wheat, Winter(bu.)					
Oats(bu.)					
Hay, Alfalfa(tons)		21,000	3.00	62,500	36
Hay, Other(tons)		14,000	1.75	24,500	36

Livestock - Jan 1, 2011		Number	Rank
All Cattle		74,000	13
Beef Cows		23,000	32
Milk Cows		1,300	14



CLAY

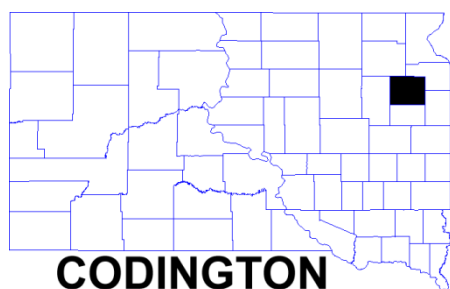
2010 Census Population 13,864
 Land Area (acres) 263,450

Census - 2007	Number	Rank
Number of Farms	484	29
Land in Farms(acres)	266,697	63
Total Cropland(acres)	237,334	41
Average Size Farm(acres)	551	56

Cash Receipts - 2009				Dollars	Rank
Crops				121,663,000	10
Livestock				12,015,000	61
Government Payments				3,824,000	30
Total Receipts				133,678,000	23

Crops - 2010	Planted Acres	Harvested Acres	Yield	Production	Rank
Corn, Grain(bu.)	97,100	94,900	152.1	14,430,000	16
Soybeans(bu.)	93,500	86,500	44.7	3,869,000	19
Sunflower, Oil(lbs)					
Sorghum(bu.)					
Wheat, Spring(bu.)					
Wheat, Winter(bu.)					
Oats(bu.)					
Hay, Alfalfa(tons)		12,000	4.35	52,000	45
Hay, Other(tons)		2,000	2.00	4,000	64

Livestock - Jan 1, 2011		Number	Rank
All Cattle		15,100	65
Beef Cows			
Milk Cows			



CODINGTON

2010 Census Population 27,227
 Land Area (acres) 440,165

Census - 2007	Number	Rank
Number of Farms	663	12
Land in Farms(acres)	367,107	46
Total Cropland(acres)	247,710	38
Average Size Farm(acres)	554	55

Cash Receipts - 2009				Dollars	Rank
Crops				58,237,000	36
Livestock				47,126,000	24
Government Payments				5,130,000	17
Total Receipts				105,363,000	34

Crops - 2010	Planted Acres	Harvested Acres	Yield	Production	Rank
Corn, Grain(bu.)	76,000	64,900	144.5	9,376,000	27
Soybeans(bu.)	85,500	84,500	35.9	3,036,000	26
Sunflower, Oil(lbs)					
Sorghum(bu.)					
Wheat, Spring(bu.)	36,000	35,500	53.2	1,888,000	14
Wheat, Winter(bu.)	5,100	4,900	59.2	290,000	38
Oats(bu.)	4,300	3,600	95.3	343,000	5
Hay, Alfalfa(tons)		21,000	3.35	70,000	30
Hay, Other(tons)		14,000	1.80	25,500	34

Livestock - Jan 1, 2011		Number	Rank
All Cattle		59,000	26
Beef Cows		17,200	44
Milk Cows		6,000	6



CORSON

2010 Census Population 4,050
 Land Area (acres) 1,582,757

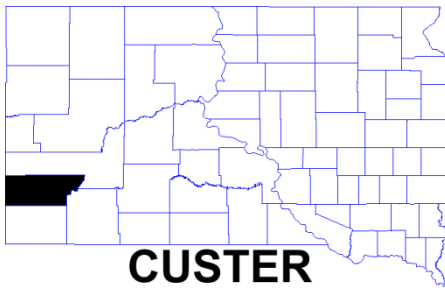
Census - 2007	Number	Rank
Number of Farms	392	38
Land in Farms(acres)	1,283,038	6
Total Cropland(acres)	372,883	16
Average Size Farm(acres)	3,273	12

Cash Receipts - 2009				Dollars	Rank
Crops				42,972,000	44
Livestock				34,925,000	37
Government Payments				2,856,000	41
Total Receipts				77,897,000	43

Crops - 2010	Planted Acres	Harvested Acres	Yield	Production	Rank
Corn, Grain(bu.)	23,800	19,800	86.6	1,714,000	48
Soybeans(bu.)	1,600	1,600	18.8	30,000	51
Sunflower, Oil(lbs)	33,000	32,300	1,700.0	55,000,000	2
Sorghum(bu.)					
Wheat, Spring(bu.)	104,500	102,700	30.7	3,149,000	4
Wheat, Winter(bu.)	9,800	9,400	53.3	501,000	28
Oats(bu.)	8,700	4,300	48.8	210,000	10
Hay, Alfalfa(tons)		97,000	1.65	161,000	5
Hay, Other(tons)		20,000	1.35	26,500	31

Livestock - Jan 1, 2011		Number	Rank
All Cattle		85,000	7
Beef Cows			
Milk Cows			

98 COUNTY PROFILES



CUSTER

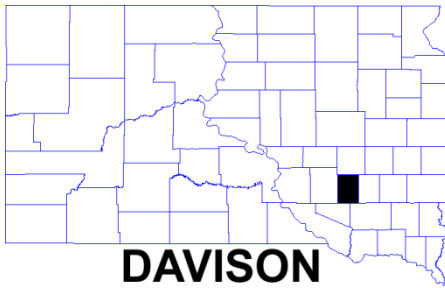
2010 Census Population 8,216
 Land Area(acres) 996,969

Census - 2007	Number	Rank
Number of Farms	359	42
Land in Farms(acres)	601,129	28
Total Cropland(acres)	87,234	64
Average Size Farm(acres)	1,674	25

Cash Receipts - 2009		Dollars	Rank
Crops		892,000	66
Livestock		14,891,000	58
Government Payments		204,000	65
Total Receipts		15,783,000	64

Crops - 2010	Planted Acres	Harvested Acres	Yield	Production	Rank
Corn, Grain(bu.)					
Soybeans(bu.)					
Sunflower, Oil(lbs)					
Sorghum(bu.)					
Wheat, Spring(bu.)	1,400	1,400	20.0	28,000	53
Wheat, Winter(bu.)	3,800	3,500	32.0	112,000	52
Oats(bu.)					
Hay, Alfalfa(tons)		19,000	1.90	36,500	54
Hay, Other(tons)		12,000	1.25	15,000	51

Livestock - Jan 1, 2011		Number	Rank
All Cattle		22,000	64
Beef Cows			
Milk Cows			



DAVISON

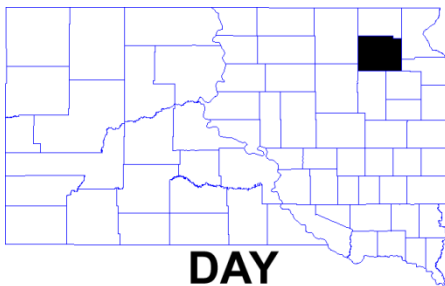
2010 Census Population 19,504
 Land Area(acres) 278,690

Census - 2007	Number	Rank
Number of Farms	406	36
Land in Farms(acres)	279,524	61
Total Cropland(acres)	214,888	48
Average Size Farm(acres)	688	49

Cash Receipts - 2009		Dollars	Rank
Crops		63,880,000	30
Livestock		26,706,000	47
Government Payments		2,809,000	42
Total Receipts		90,586,000	38

Crops - 2010	Planted Acres	Harvested Acres	Yield	Production	Rank
Corn, Grain(bu.)	65,700	60,800	137.6	8,367,000	33
Soybeans(bu.)	66,500	65,500	43.8	2,867,000	29
Sunflower, Oil(lbs)					
Sorghum(bu.)					
Wheat, Spring(bu.)					
Wheat, Winter(bu.)	8,500	8,400	59.6	501,000	28
Oats(bu.)	1,200	600	90.0	54,000	43
Hay, Alfalfa(tons)		20,000	4.15	82,500	23
Hay, Other(tons)					

Livestock - Jan 1, 2011		Number	Rank
All Cattle		34,500	56
Beef Cows		14,300	50
Milk Cows		800	22



DAY

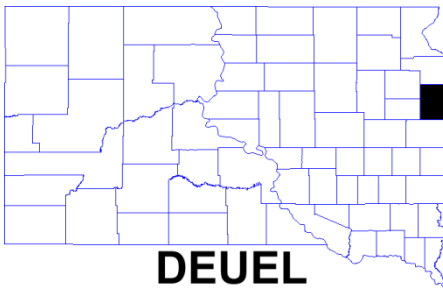
2010 Census Population 5,710
 Land Area(acres) 658,329

Census - 2007	Number	Rank
Number of Farms	675	11
Land in Farms(acres)	567,218	30
Total Cropland(acres)	386,994	14
Average Size Farm(acres)	840	45

Cash Receipts - 2009		Dollars	Rank
Crops		88,004,000	23
Livestock		24,947,000	49
Government Payments		7,020,000	5
Total Receipts		112,951,000	31

Crops - 2010	Planted Acres	Harvested Acres	Yield	Production	Rank
Corn, Grain(bu.)	83,900	80,600	136.1	10,973,000	21
Soybeans(bu.)	144,000	143,000	32.0	4,583,000	15
Sunflower, Oil(lbs)					
Sorghum(bu.)					
Wheat, Spring(bu.)	52,700	52,600	53.4	2,809,000	6
Wheat, Winter(bu.)	3,600	3,400	62.4	212,000	45
Oats(bu.)	3,000	2,000	80.5	161,000	14
Hay, Alfalfa(tons)		21,000	3.00	63,000	35
Hay, Other(tons)		17,000	1.25	21,000	42

Livestock - Jan 1, 2011		Number	Rank
All Cattle		46,500	40
Beef Cows		19,700	38
Milk Cows		2,300	12



DEUEL

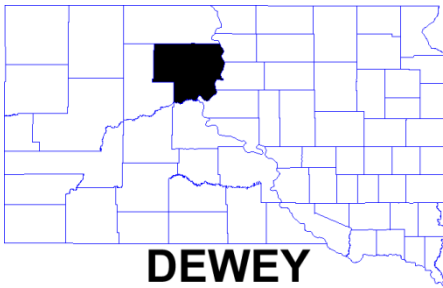
2010 Census Population 4,364
 Land Area (acres) 399,094

Census - 2007	Number	Rank
Number of Farms	583	18
Land in Farms(acres)	317,164	54
Total Cropland(acres)	199,572	53
Average Size Farm(acres)	544	58

Cash Receipts - 2009				Dollars	Rank
Crops				49,923,000	40
Livestock				55,709,000	18
Government Payments				6,283,000	8
Total Receipts				105,632,000	33

Crops - 2010	Planted Acres	Harvested Acres	Yield	Production	Rank
Corn, Grain(bu.)	84,600	70,700	151.1	10,685,000	23
Soybeans(bu.)	87,500	83,200	37.3	3,106,000	25
Sunflower, Oil(lbs)					
Sorghum(bu.)					
Wheat, Spring(bu.)	14,700	14,100	55.7	786,000	24
Wheat, Winter(bu.)	3,700	3,700	66.5	246,000	42
Oats(bu.)	5,900	5,700	95.6	545,000	1
Hay, Alfalfa(tons)		17,500	3.90	68,000	32
Hay, Other(tons)		13,500	1.65	22,000	41

Livestock - Jan 1, 2011		Number	Rank
All Cattle		51,000	35
Beef Cows		17,900	41
Milk Cows		5,500	7



DEWEY

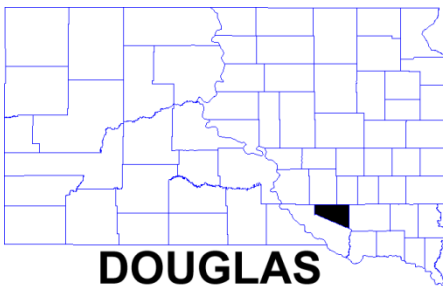
2010 Census Population 5,301
 Land Area (acres) 1,473,800

Census - 2007	Number	Rank
Number of Farms	410	35
Land in Farms(acres)	1,449,585	4
Total Cropland(acres)	249,994	36
Average Size Farm(acres)	3,536	9

Cash Receipts - 2009				Dollars	Rank
Crops				33,181,000	46
Livestock				29,558,000	43
Government Payments				2,283,000	52
Total Receipts				62,739,000	47

Crops - 2010	Planted Acres	Harvested Acres	Yield	Production	Rank
Corn, Grain(bu.)	18,600	16,600	81.2	1,348,000	49
Soybeans(bu.)					
Sunflower, Oil(lbs)	20,600	20,200	1,760.0	35,600,000	5
Sorghum(bu.)					
Wheat, Spring(bu.)	33,900	33,700	33.1	1,117,000	21
Wheat, Winter(bu.)	24,700	24,600	45.8	1,127,000	17
Oats(bu.)	5,300	3,200	52.2	167,000	13
Hay, Alfalfa(tons)		66,500	1.70	114,000	12
Hay, Other(tons)		31,000	1.05	32,000	26

Livestock - Jan 1, 2011		Number	Rank
All Cattle		66,000	19
Beef Cows			
Milk Cows			



DOUGLAS

2010 Census Population 3,002
 Land Area (acres) 277,515

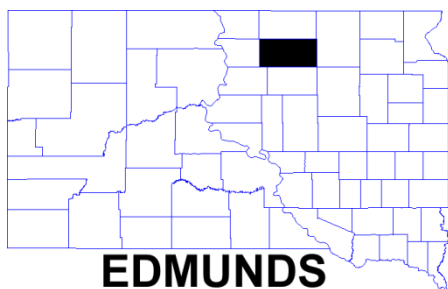
Census - 2007	Number	Rank
Number of Farms	363	41
Land in Farms(acres)	225,166	64
Total Cropland(acres)	157,298	59
Average Size Farm(acres)	620	53

Cash Receipts - 2009				Dollars	Rank
Crops				53,631,000	38
Livestock				68,795,000	12
Government Payments				2,564,000	51
Total Receipts				122,426,000	26

Crops - 2010	Planted Acres	Harvested Acres	Yield	Production	Rank
Corn, Grain(bu.)	68,100	66,200	136.7	9,048,000	30
Soybeans(bu.)	71,000	70,500	42.1	2,970,000	28
Sunflower, Oil(lbs)					
Sorghum(bu.)					
Wheat, Spring(bu.)					
Wheat, Winter(bu.)	13,200	13,100	61.5	806,000	23
Oats(bu.)	2,000	1,400	82.9	116,000	19
Hay, Alfalfa(tons)		13,000	3.85	50,000	46
Hay, Other(tons)		11,000	1.90	21,000	42

Livestock - Jan 1, 2011		Number	Rank
All Cattle		38,000	50
Beef Cows		13,000	56
Milk Cows		600	27

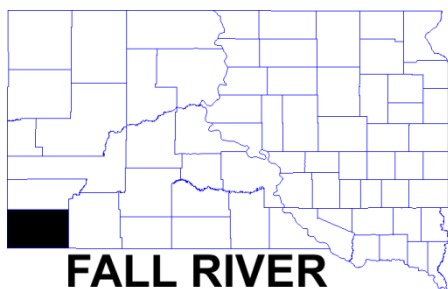
100 COUNTY PROFILES



EDMUNDS

2010 Census Population	4,071	
Land Area(acres)	733,217	
Census - 2007	Number	Rank
Number of Farms	425	34
Land in Farms(acres)	656,678	24
Total Cropland(acres)	454,285	8
Average Size Farm(acres)	1,545	28

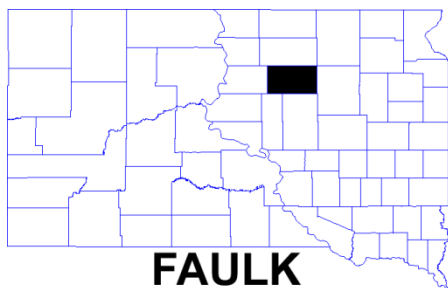
Cash Receipts - 2009				Dollars	Rank
Crops				119,173,000	12
Livestock				55,795,000	17
Government Payments				3,933,000	29
Total Receipts				174,968,000	12
Crops - 2010	Planted Acres	Harvested Acres	Yield	Production	Rank
Corn, Grain(bu.)	73,900	68,900	109.4	7,538,000	35
Soybeans(bu.)	95,000	93,500	32.1	3,000,000	27
Sunflower, Oil(lbs)					
Sorghum(bu.)					
Wheat, Spring(bu.)	53,600	53,300	49.6	2,645,000	9
Wheat, Winter(bu.)					
Oats(bu.)					
Hay, Alfalfa(tons)		26,500	2.75	73,000	29
Hay, Other(tons)		25,000	1.50	38,000	22
Livestock - Jan 1, 2011				Number	Rank
All Cattle				66,000	19
Beef Cows				23,500	31
Milk Cows				1,100	16



FALL RIVER

2010 Census Population	7,094	
Land Area(acres)	1,113,551	
Census - 2007	Number	Rank
Number of Farms	330	45
Land in Farms(acres)	949,697	15
Total Cropland(acres)	97,105	63
Average Size Farm(acres)	2,878	15

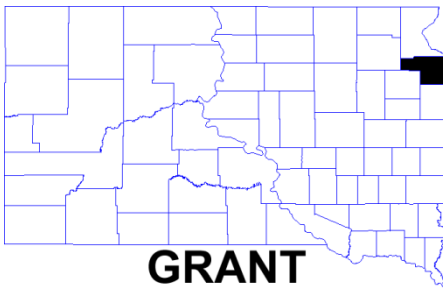
Cash Receipts - 2009				Dollars	Rank
Crops				2,472,000	65
Livestock				90,460,000	2
Government Payments				613,000	63
Total Receipts				92,932,000	37
Crops - 2010	Planted Acres	Harvested Acres	Yield	Production	Rank
Corn, Grain(bu.)					
Soybeans(bu.)					
Sunflower, Oil(lbs)					
Sorghum(bu.)					
Wheat, Spring(bu.)					
Wheat, Winter(bu.)	11,200	11,100	33.2	368,000	36
Oats(bu.)	1,300	400	37.5	15,000	59
Hay, Alfalfa(tons)		33,000	1.80	59,500	39
Hay, Other(tons)		9,000	1.35	12,000	54
Livestock - Jan 1, 2011				Number	Rank
All Cattle				53,000	31
Beef Cows				36,000	11
Milk Cows					



FAULK

2010 Census Population	2,364	
Land Area(acres)	640,148	
Census - 2007	Number	Rank
Number of Farms	294	51
Land in Farms(acres)	614,607	26
Total Cropland(acres)	373,400	15
Average Size Farm(acres)	2,091	21

Cash Receipts - 2009				Dollars	Rank
Crops				96,864,000	20
Livestock				32,881,000	39
Government Payments				2,790,000	43
Total Receipts				129,745,000	24
Crops - 2010	Planted Acres	Harvested Acres	Yield	Production	Rank
Corn, Grain(bu.)	68,900	63,200	126.2	7,978,000	34
Soybeans(bu.)	87,000	86,500	30.8	2,667,000	30
Sunflower, Oil(lbs)	3,400	3,400	1,840.0	6,250,000	20
Sorghum(bu.)					
Wheat, Spring(bu.)	63,400	62,200	59.7	3,713,000	2
Wheat, Winter(bu.)	17,200	17,100	63.8	1,091,000	18
Oats(bu.)	2,000	700	68.6	48,000	48
Hay, Alfalfa(tons)		33,500	2.80	94,000	17
Hay, Other(tons)		28,500	1.45	42,000	19
Livestock - Jan 1, 2011				Number	Rank
All Cattle				64,000	21
Beef Cows				28,500	21
Milk Cows				300	31



GRANT

2010 Census Population 7,356
 Land Area (acres) 436,818

Census - 2007	Number	Rank
Number of Farms	555	22
Land in Farms(acres)	363,689	48
Total Cropland(acres)	263,680	29
Average Size Farm(acres)	655	52

Cash Receipts - 2009		Dollars	Rank
Crops		87,912,000	24
Livestock		58,649,000	15
Government Payments		4,963,000	21
Total Receipts		146,561,000	20

Crops - 2010	Planted Acres	Harvested Acres	Yield	Production	Rank
Corn, Grain(bu.)	89,900	78,900	144.0	11,365,000	20
Soybeans(bu.)	104,000	103,800	36.1	3,750,000	20
Sunflower, Oil(lbs)					
Sorghum(bu.)					
Wheat, Spring(bu.)	28,600	28,500	57.3	1,633,000	16
Wheat, Winter(bu.)	4,000	4,000	64.3	257,000	41
Oats(bu.)	1,900	1,600	90.0	144,000	16
Hay, Alfalfa(tons)		18,500	3.55	66,000	33
Hay, Other(tons)		11,000	1.45	16,000	49

Livestock - Jan 1, 2011		Number	Rank
All Cattle		55,000	29
Beef Cows		13,300	55
Milk Cows		8,800	3



GREGORY

2010 Census Population 4,271
 Land Area (acres) 650,224

Census - 2007	Number	Rank
Number of Farms	511	28
Land in Farms(acres)	654,445	25
Total Cropland(acres)	256,276	33
Average Size Farm(acres)	1,281	34

Cash Receipts - 2009		Dollars	Rank
Crops		51,848,000	39
Livestock		36,990,000	35
Government Payments		2,697,000	46
Total Receipts		88,838,000	40

Crops - 2010	Planted Acres	Harvested Acres	Yield	Production	Rank
Corn, Grain(bu.)	50,100	49,200	102.9	5,065,000	40
Soybeans(bu.)	33,300	33,100	34.3	1,136,000	39
Sunflower, Oil(lbs)					
Sorghum(bu.)					
Wheat, Spring(bu.)	4,300	4,200	32.9	138,000	43
Wheat, Winter(bu.)					
Oats(bu.)	7,600	5,700	76.0	433,000	3
Hay, Alfalfa(tons)		56,000	2.70	150,000	8
Hay, Other(tons)		28,000	1.45	41,000	20

Livestock - Jan 1, 2011		Number	Rank
All Cattle		71,000	16
Beef Cows		35,000	12
Milk Cows		700	25



HAAKON

2010 Census Population 1,937
 Land Area (acres) 1,160,391

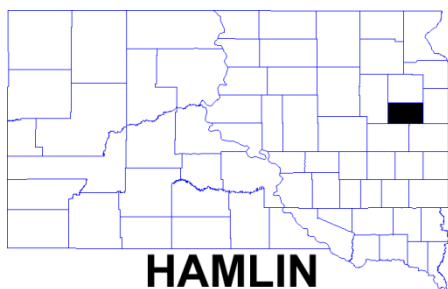
Census - 2007	Number	Rank
Number of Farms	284	52
Land in Farms(acres)	1,151,144	9
Total Cropland(acres)	324,654	23
Average Size Farm(acres)	4,053	6

Cash Receipts - 2009		Dollars	Rank
Crops		29,213,000	48
Livestock		26,390,000	48
Government Payments		3,975,000	28
Total Receipts		55,603,000	50

Crops - 2010	Planted Acres	Harvested Acres	Yield	Production	Rank
Corn, Grain(bu.)	16,800	15,300	65.2	998,000	51
Soybeans(bu.)					
Sunflower, Oil(lbs)					
Sorghum(bu.)					
Wheat, Spring(bu.)	41,700	40,000	23.8	950,000	23
Wheat, Winter(bu.)	80,000	78,100	41.5	3,239,000	6
Oats(bu.)	3,300	700	40.0	28,000	58
Hay, Alfalfa(tons)		58,000	1.50	86,000	21
Hay, Other(tons)		42,500	1.25	53,000	11

Livestock - Jan 1, 2011		Number	Rank
All Cattle		68,000	17
Beef Cows		37,500	10
Milk Cows			

102 COUNTY PROFILES



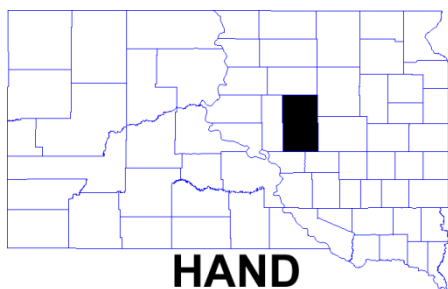
HAMLIN

2010 Census Population	5,903	
Land Area(acres)	327,167	
Census - 2007	Number	Rank
Number of Farms	449	31
Land in Farms(acres)	309,740	57
Total Cropland(acres)	244,785	39
Average Size Farm(acres)	690	48

Cash Receipts - 2009		Dollars	Rank
Crops		76,870,000	26
Livestock		47,100,000	25
Government Payments		4,149,000	27
Total Receipts		123,970,000	25

Crops - 2010	Planted Acres	Harvested Acres	Yield	Production	Rank
Corn, Grain(bu.)	90,700	83,200	139.7	11,627,000	19
Soybeans(bu.)	90,000	88,500	37.0	3,273,000	23
Sunflower, Oil(lbs)					
Sorghum(bu.)					
Wheat, Spring(bu.)	8,100	7,800	51.0	398,000	33
Wheat, Winter(bu.)	2,900	2,700	57.0	154,000	50
Oats(bu.)	2,500	2,200	92.7	204,000	11
Hay, Alfalfa(tons)		9,000	3.80	34,000	55
Hay, Other(tons)		3,000	1.65	5,000	63

Livestock - Jan 1, 2011		Number	Rank
All Cattle		42,000	46
Beef Cows		12,200	59
Milk Cows		5,200	8



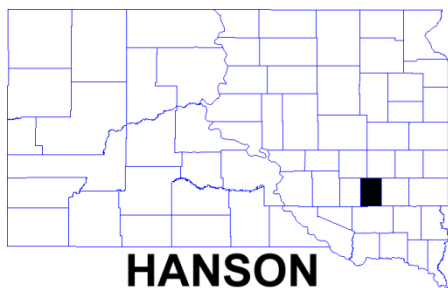
HAND

2010 Census Population	3,431	
Land Area(acres)	919,492	
Census - 2007	Number	Rank
Number of Farms	484	29
Land in Farms(acres)	898,741	18
Total Cropland(acres)	506,248	4
Average Size Farm(acres)	1,857	23

Cash Receipts - 2009		Dollars	Rank
Crops		126,753,000	8
Livestock		53,302,000	20
Government Payments		4,780,000	22
Total Receipts		180,055,000	11

Crops - 2010	Planted Acres	Harvested Acres	Yield	Production	Rank
Corn, Grain(bu.)	90,300	81,500	112.4	9,157,000	29
Soybeans(bu.)	67,000	66,500	31.2	2,074,000	34
Sunflower, Oil(lbs)	10,100	9,500	1,590.0	15,060,000	14
Sorghum(bu.)					
Wheat, Spring(bu.)	60,100	59,100	46.8	2,765,000	8
Wheat, Winter(bu.)	53,000	51,900	59.4	3,082,000	7
Oats(bu.)	2,000	800	81.3	65,000	40
Hay, Alfalfa(tons)		46,000	3.10	143,500	9
Hay, Other(tons)		51,000	2.20	113,000	2

Livestock - Jan 1, 2011		Number	Rank
All Cattle		100,000	4
Beef Cows		41,000	7
Milk Cows		800	22



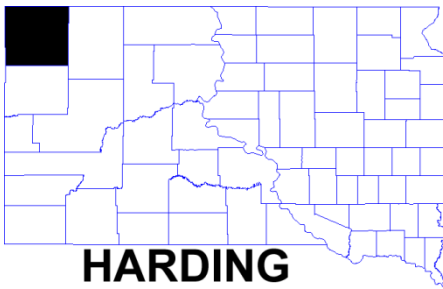
HANSON

2010 Census Population	3,331	
Land Area(acres)	278,205	
Census - 2007	Number	Rank
Number of Farms	308	47
Land in Farms(acres)	219,023	65
Total Cropland(acres)	174,403	57
Average Size Farm(acres)	711	46

Cash Receipts - 2009		Dollars	Rank
Crops		63,471,000	32
Livestock		30,157,000	41
Government Payments		2,596,000	49
Total Receipts		93,628,000	35

Crops - 2010	Planted Acres	Harvested Acres	Yield	Production	Rank
Corn, Grain(bu.)	81,200	79,700	134.6	10,724,000	22
Soybeans(bu.)	78,000	77,500	43.6	3,376,000	21
Sunflower, Oil(lbs)					
Sorghum(bu.)					
Wheat, Spring(bu.)					
Wheat, Winter(bu.)	4,100	4,100	54.9	225,000	44
Oats(bu.)	700	500	98.0	49,000	46
Hay, Alfalfa(tons)		6,000	4.15	25,000	61
Hay, Other(tons)		6,000	2.50	15,000	51

Livestock - Jan 1, 2011		Number	Rank
All Cattle		23,500	63
Beef Cows		11,300	61
Milk Cows		800	22



HARDING

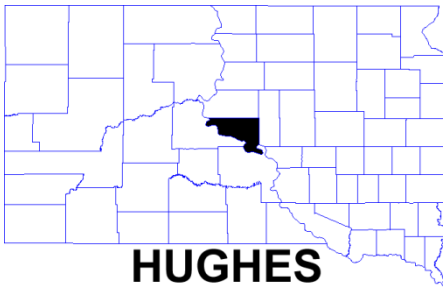
2010 Census Population 1,255
 Land Area (acres) 1,709,161

Census - 2007	Number	Rank
Number of Farms	252	56
Land in Farms(acres)	1,596,101	3
Total Cropland(acres)	207,638	49
Average Size Farm(acres)	6,334	1

Cash Receipts - 2009		Dollars	Rank
Crops		9,960,000	62
Livestock		29,167,000	44
Government Payments		3,362,000	35
Total Receipts		39,127,000	58

Crops - 2010	Planted Acres	Harvested Acres	Yield	Production	Rank
Corn, Grain(bu.)					
Soybeans(bu.)					
Sunflower, Oil(lbs)					
Sorghum(bu.)					
Wheat, Spring(bu.)	29,400	28,900	37.6	1,087,000	22
Wheat, Winter(bu.)					
Oats(bu.)	7,300	2,700	55.2	149,000	15
Hay, Alfalfa(tons)		67,000	1.50	100,000	15
Hay, Other(tons)		52,000	1.20	62,000	8

Livestock - Jan 1, 2011		Number	Rank
All Cattle		61,000	25
Beef Cows		38,000	9
Milk Cows			



HUGHES

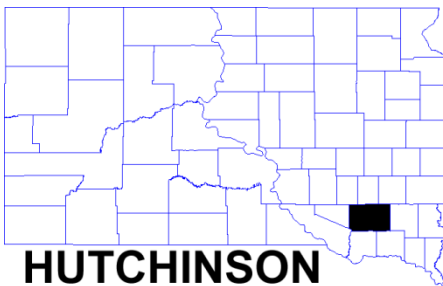
2010 Census Population 17,022
 Land Area (acres) 474,221

Census - 2007	Number	Rank
Number of Farms	305	48
Land in Farms(acres)	411,199	43
Total Cropland(acres)	235,077	43
Average Size Farm(acres)	1,348	32

Cash Receipts - 2009		Dollars	Rank
Crops		54,436,000	37
Livestock		22,176,000	51
Government Payments		2,867,000	40
Total Receipts		76,612,000	44

Crops - 2010	Planted Acres	Harvested Acres	Yield	Production	Rank
Corn, Grain(bu.)					
Soybeans(bu.)	21,000	20,600	36.2	745,000	43
Sunflower, Oil(lbs)	31,200	31,000	1,740.0	54,040,000	3
Sorghum(bu.)					
Wheat, Spring(bu.)	42,400	41,200	47.1	1,940,000	13
Wheat, Winter(bu.)	72,400	71,700	62.5	4,484,000	2
Oats(bu.)	2,300	1,400	76.4	107,000	26
Hay, Alfalfa(tons)		6,000	2.00	12,000	65
Hay, Other(tons)		17,000	1.70	28,500	29

Livestock - Jan 1, 2011		Number	Rank
All Cattle		25,500	60
Beef Cows		13,800	53
Milk Cows			



HUTCHINSON

2010 Census Population 7,343
 Land Area (acres) 520,341

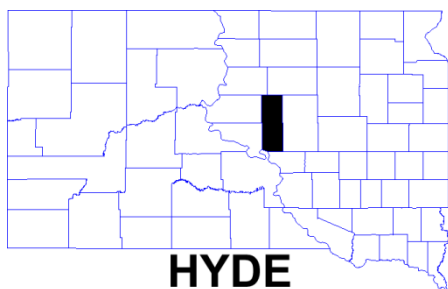
Census - 2007	Number	Rank
Number of Farms	723	8
Land in Farms(acres)	509,775	36
Total Cropland(acres)	394,680	13
Average Size Farm(acres)	705	47

Cash Receipts - 2009		Dollars	Rank
Crops		147,757,000	4
Livestock		78,753,000	6
Government Payments		5,740,000	12
Total Receipts		226,510,000	3

Crops - 2010	Planted Acres	Harvested Acres	Yield	Production	Rank
Corn, Grain(bu.)	153,500	145,200	142.2	20,653,000	6
Soybeans(bu.)	151,000	149,500	44.2	6,608,000	3
Sunflower, Oil(lbs)					
Sorghum(bu.)					
Wheat, Spring(bu.)					
Wheat, Winter(bu.)	11,900	11,500	58.1	668,000	25
Oats(bu.)	1,400	1,200	90.0	108,000	25
Hay, Alfalfa(tons)		24,000	3.95	94,500	16
Hay, Other(tons)		15,500	2.00	31,000	27

Livestock - Jan 1, 2011		Number	Rank
All Cattle		68,000	17
Beef Cows		24,000	28
Milk Cows		2,600	10

104 COUNTY PROFILES



HYDE

2010 Census Population 1,420
 Land Area(acres) 551,085

Census - 2007	Number	Rank
Number of Farms	181	63
Land in Farms(acres)	480,989	38
Total Cropland(acres)	207,217	50
Average Size Farm(acres)	2,657	17

Cash Receipts - 2009		Dollars	Rank
Crops		22,377,000	53
Livestock		16,636,000	55
Government Payments		1,581,000	60
Total Receipts		39,013,000	59

Crops - 2010	Planted Acres	Harvested Acres	Yield	Production	Rank
Corn, Grain(bu.)	35,000	26,800	104.8	2,809,000	44
Soybeans(bu.)	15,000	14,500	29.1	422,000	46
Sunflower, Oil(lbs)	16,200	16,000	1,420.0	22,720,000	8
Sorghum(bu.)					
Wheat, Spring(bu.)	35,000	34,300	44.9	1,540,000	17
Wheat, Winter(bu.)					
Oats(bu.)	2,200	1,800	80.0	144,000	16
Hay, Alfalfa(tons)		22,000	2.60	57,000	42
Hay, Other(tons)		23,500	1.65	39,000	21

Livestock - Jan 1, 2011		Number	Rank
All Cattle		48,000	39
Beef Cows		25,500	27
Milk Cows			



JACKSON

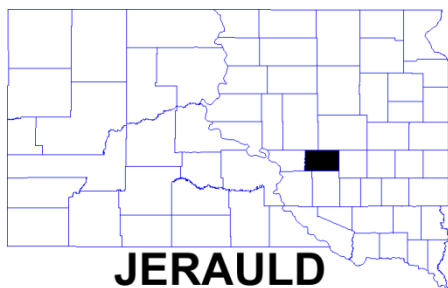
2010 Census Population 3,031
 Land Area(acres) 1,196,347

Census - 2007	Number	Rank
Number of Farms	297	50
Land in Farms(acres)	1,184,156	8
Total Cropland(acres)	228,994	45
Average Size Farm(acres)	3,987	7

Cash Receipts - 2009		Dollars	Rank
Crops		22,788,000	52
Livestock		22,561,000	50
Government Payments		2,205,000	56
Total Receipts		45,349,000	55

Crops - 2010	Planted Acres	Harvested Acres	Yield	Production	Rank
Corn, Grain(bu.)					
Soybeans(bu.)					
Sunflower, Oil(lbs)	5,100	4,500	920.0	4,120,000	24
Sorghum(bu.)					
Wheat, Spring(bu.)					
Wheat, Winter(bu.)					
Oats(bu.)					
Hay, Alfalfa(tons)		52,000	1.35	70,000	30
Hay, Other(tons)		20,500	1.20	25,000	35

Livestock - Jan 1, 2011		Number	Rank
All Cattle		51,000	35
Beef Cows		34,000	13
Milk Cows			



JERAULD

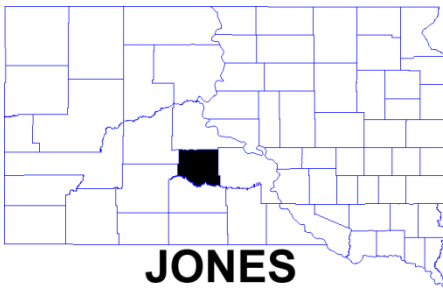
2010 Census Population 2,071
 Land Area(acres) 339,381

Census - 2007	Number	Rank
Number of Farms	239	58
Land in Farms(acres)	328,624	51
Total Cropland(acres)	185,566	55
Average Size Farm(acres)	1,375	31

Cash Receipts - 2009		Dollars	Rank
Crops		44,832,000	41
Livestock		27,401,000	45
Government Payments		1,703,000	59
Total Receipts		72,233,000	46

Crops - 2010	Planted Acres	Harvested Acres	Yield	Production	Rank
Corn, Grain(bu.)	49,800	47,600	108.1	5,145,000	39
Soybeans(bu.)	28,000	27,900	36.1	1,008,000	41
Sunflower, Oil(lbs)					
Sorghum(bu.)					
Wheat, Spring(bu.)					
Wheat, Winter(bu.)					
Oats(bu.)	1,400	1,300	86.9	113,000	21
Hay, Alfalfa(tons)		23,000	3.25	75,000	28
Hay, Other(tons)		14,500	1.80	26,000	32

Livestock - Jan 1, 2011		Number	Rank
All Cattle		52,000	34
Beef Cows		19,800	37
Milk Cows			



JONES

2010 Census Population 1,006
 Land Area (acres) 621,209

Census - 2007	Number	Rank
Number of Farms	163	65
Land in Farms(acres)	519,314	32
Total Cropland(acres)	190,525	54
Average Size Farm(acres)	3,186	13

Cash Receipts - 2009				Dollars	Rank
Crops				16,061,000	58
Livestock				12,605,000	60
Government Payments				1,847,000	58
Total Receipts				28,666,000	62

Crops - 2010	Planted Acres	Harvested Acres	Yield	Production	Rank
Corn, Grain(bu.)	13,100	8,700	66.1	575,000	53
Soybeans(bu.)					
Sunflower, Oil(lbs)	14,800	12,800	1,010.0	12,920,000	16
Sorghum(bu.)					
Wheat, Spring(bu.)					
Wheat, Winter(bu.)	42,700	40,900	41.6	1,703,000	12
Oats(bu.)	3,000	2,100	51.9	109,000	24
Hay, Alfalfa(tons)		31,000	1.35	42,000	51
Hay, Other(tons)		50,000	1.40	69,000	6

Livestock - Jan 1, 2011		Number	Rank
All Cattle		35,000	54
Beef Cows		17,300	43
Milk Cows			



KINGSBURY

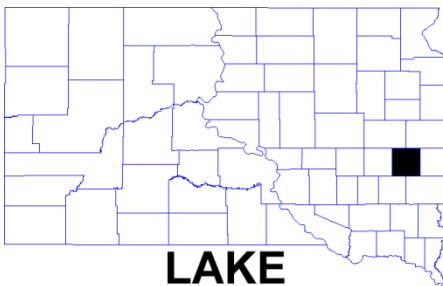
2010 Census Population 5,148
 Land Area (acres) 536,592

Census - 2007	Number	Rank
Number of Farms	551	23
Land in Farms(acres)	477,481	39
Total Cropland(acres)	356,912	17
Average Size Farm(acres)	867	43

Cash Receipts - 2009				Dollars	Rank
Crops				115,965,000	14
Livestock				69,311,000	11
Government Payments				4,521,000	23
Total Receipts				185,276,000	10

Crops - 2010	Planted Acres	Harvested Acres	Yield	Production	Rank
Corn, Grain(bu.)	139,000	132,500	130.8	17,333,000	11
Soybeans(bu.)	137,000	136,000	35.6	4,848,000	10
Sunflower, Oil(lbs)					
Sorghum(bu.)					
Wheat, Spring(bu.)					
Wheat, Winter(bu.)	4,900	4,800	49.2	236,000	43
Oats(bu.)					
Hay, Alfalfa(tons)		24,000	3.90	93,000	19
Hay, Other(tons)		10,000	1.90	19,000	47

Livestock - Jan 1, 2011		Number	Rank
All Cattle		85,000	7
Beef Cows		26,500	26
Milk Cows		900	19



LAKE

2010 Census Population 11,200
 Land Area (acres) 360,491

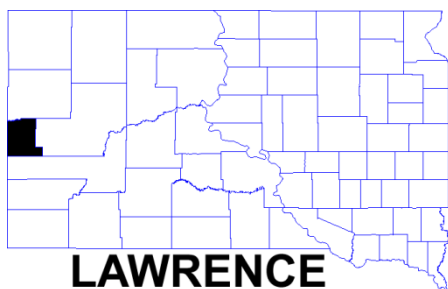
Census - 2007	Number	Rank
Number of Farms	514	27
Land in Farms(acres)	314,946	55
Total Cropland(acres)	260,009	30
Average Size Farm(acres)	613	54

Cash Receipts - 2009				Dollars	Rank
Crops				116,887,000	13
Livestock				41,279,000	30
Government Payments				4,406,000	24
Total Receipts				158,166,000	16

Crops - 2010	Planted Acres	Harvested Acres	Yield	Production	Rank
Corn, Grain(bu.)	119,000	110,800	156.0	17,290,000	13
Soybeans(bu.)	112,000	111,500	41.8	4,664,000	12
Sunflower, Oil(lbs)					
Sorghum(bu.)					
Wheat, Spring(bu.)	600	550	43.6	24,000	54
Wheat, Winter(bu.)					
Oats(bu.)					
Hay, Alfalfa(tons)		11,000	4.55	50,000	46
Hay, Other(tons)		4,000	1.50	6,000	62

Livestock - Jan 1, 2011		Number	Rank
All Cattle		38,500	49
Beef Cows		14,700	49
Milk Cows		900	19

106 COUNTY PROFILES



LAWRENCE

2010 Census Population	24,097	
Land Area(acres)	512,039	
Census - 2007	Number	Rank
Number of Farms	301	49
Land in Farms(acres)	133,503	66
Total Cropland(acres)	30,531	66
Average Size Farm(acres)	444	64

Cash Receipts - 2009		Dollars	Rank
Crops		5,190,000	63
Livestock		7,077,000	66
Government Payments		175,000	66
Total Receipts		12,267,000	66

Crops - 2010	Planted Acres	Harvested Acres	Yield	Production	Rank
Corn, Grain(bu.)					
Soybeans(bu.)					
Sunflower, Oil(lbs)					
Sorghum(bu.)					
Wheat, Spring(bu.)					
Wheat, Winter(bu.)					
Oats(bu.)					
Hay, Alfalfa(tons)		16,000	1.65	26,500	60
Hay, Other(tons)		8,000	1.15	9,000	59

Livestock - Jan 1, 2011		Number	Rank
All Cattle		12,900	66
Beef Cows			
Milk Cows			



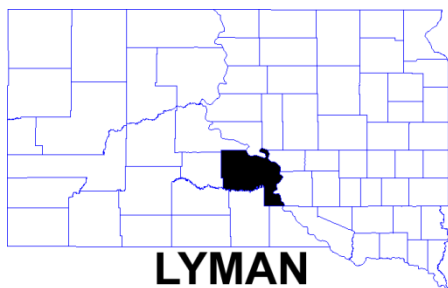
LINCOLN

2010 Census Population	44,828	
Land Area(acres)	370,009	
Census - 2007	Number	Rank
Number of Farms	855	6
Land in Farms(acres)	332,762	50
Total Cropland(acres)	303,444	25
Average Size Farm(acres)	389	65

Cash Receipts - 2009		Dollars	Rank
Crops		164,719,000	3
Livestock		45,143,000	28
Government Payments		5,388,000	14
Total Receipts		209,862,000	7

Crops - 2010	Planted Acres	Harvested Acres	Yield	Production	Rank
Corn, Grain(bu.)	143,500	140,100	152.7	21,392,000	5
Soybeans(bu.)	130,000	128,000	42.5	5,435,000	8
Sunflower, Oil(lbs)					
Sorghum(bu.)					
Wheat, Spring(bu.)					
Wheat, Winter(bu.)					
Oats(bu.)	900	700	85.7	60,000	41
Hay, Alfalfa(tons)		8,000	3.95	31,500	56
Hay, Other(tons)		2,500	1.60	4,000	64

Livestock - Jan 1, 2011		Number	Rank
All Cattle		36,500	53
Beef Cows		6,900	63
Milk Cows		400	30



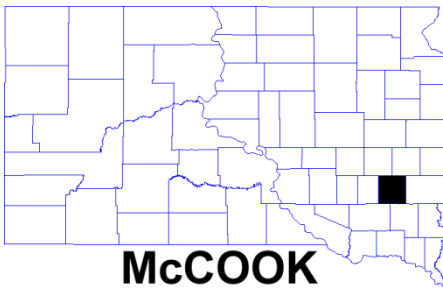
LYMAN

2010 Census Population	3,755	
Land Area(acres)	1,049,653	
Census - 2007	Number	Rank
Number of Farms	443	32
Land in Farms(acres)	976,457	14
Total Cropland(acres)	467,693	7
Average Size Farm(acres)	2,204	19

Cash Receipts - 2009		Dollars	Rank
Crops		63,420,000	34
Livestock		29,757,000	42
Government Payments		6,747,000	7
Total Receipts		93,177,000	36

Crops - 2010	Planted Acres	Harvested Acres	Yield	Production	Rank
Corn, Grain(bu.)	42,700	41,800	111.2	4,649,000	41
Soybeans(bu.)	6,200	5,900	51.0	301,000	47
Sunflower, Oil(lbs)	19,800	19,500	1,220.0	23,780,000	7
Sorghum(bu.)	40,700	32,300	67.2	2,170,000	1
Wheat, Spring(bu.)	30,900	29,700	40.7	1,210,000	18
Wheat, Winter(bu.)	89,000	87,200	48.5	4,228,000	3
Oats(bu.)					
Hay, Alfalfa(tons)		33,500	1.65	56,000	44
Hay, Other(tons)		39,000	1.20	47,500	16

Livestock - Jan 1, 2011		Number	Rank
All Cattle		64,000	21
Beef Cows		30,500	16
Milk Cows			



McCOOK

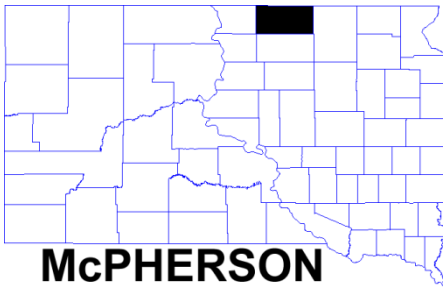
2010 Census Population 5,618
 Land Area (acres) 367,721

Census - 2007	Number	Rank
Number of Farms	545	24
Land in Farms(acres)	363,408	49
Total Cropland(acres)	289,157	26
Average Size Farm(acres)	667	51

Cash Receipts - 2009				Dollars	Rank
Crops				114,411,000	15
Livestock				46,842,000	26
Government Payments				4,153,000	26
Total Receipts				161,253,000	14

Crops - 2010	Planted Acres	Harvested Acres	Yield	Production	Rank
Corn, Grain(bu.)	120,500	116,800	145.4	16,988,000	15
Soybeans(bu.)	109,000	108,500	43.4	4,711,000	11
Sunflower, Oil(lbs)					
Sorghum(bu.)					
Wheat, Spring(bu.)					
Wheat, Winter(bu.)					
Oats(bu.)	1,600	800	85.0	68,000	37
Hay, Alfalfa(tons)		11,000	4.20	46,000	49
Hay, Other(tons)		5,000	2.10	10,500	56

Livestock - Jan 1, 2011		Number	Rank
All Cattle		45,000	43
Beef Cows		15,400	47
Milk Cows		2,600	10



McPHERSON

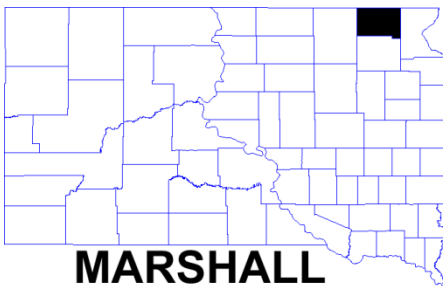
2010 Census Population 2,459
 Land Area (acres) 727,689

Census - 2007	Number	Rank
Number of Farms	398	37
Land in Farms(acres)	518,187	34
Total Cropland(acres)	250,292	35
Average Size Farm(acres)	1,302	33

Cash Receipts - 2009				Dollars	Rank
Crops				36,235,000	45
Livestock				52,837,000	21
Government Payments				2,757,000	45
Total Receipts				89,072,000	39

Crops - 2010	Planted Acres	Harvested Acres	Yield	Production	Rank
Corn, Grain(bu.)	45,000	22,500	114.0	2,564,000	46
Soybeans(bu.)	53,000	52,600	29.4	1,549,000	36
Sunflower, Oil(lbs)	2,500	2,300	1,330.0	3,060,000	26
Sorghum(bu.)					
Wheat, Spring(bu.)	40,300	40,200	42.4	1,704,000	15
Wheat, Winter(bu.)					
Oats(bu.)	4,700	3,600	78.3	282,000	6
Hay, Alfalfa(tons)		64,000	2.50	161,000	5
Hay, Other(tons)		43,000	1.70	73,500	5

Livestock - Jan 1, 2011		Number	Rank
All Cattle		59,000	26
Beef Cows		29,500	20
Milk Cows			



MARSHALL

2010 Census Population 4,656
 Land Area (acres) 536,888

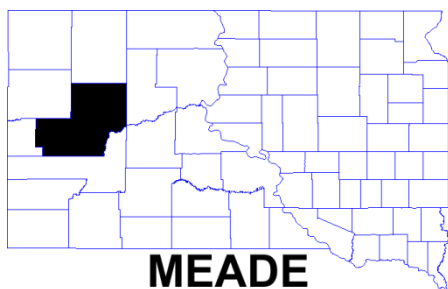
Census - 2007	Number	Rank
Number of Farms	523	25
Land in Farms(acres)	534,178	31
Total Cropland(acres)	328,243	21
Average Size Farm(acres)	1,021	38

Cash Receipts - 2009				Dollars	Rank
Crops				63,428,000	33
Livestock				79,995,000	4
Government Payments				5,038,000	20
Total Receipts				143,423,000	21

Crops - 2010	Planted Acres	Harvested Acres	Yield	Production	Rank
Corn, Grain(bu.)	74,900	68,400	148.0	10,125,000	25
Soybeans(bu.)	75,000	74,700	34.1	2,545,000	31
Sunflower, Oil(lbs)					
Sorghum(bu.)					
Wheat, Spring(bu.)	9,900	9,900	53.7	532,000	29
Wheat, Winter(bu.)					
Oats(bu.)	2,000	1,500	82.0	123,000	18
Hay, Alfalfa(tons)		16,000	2.90	46,500	48
Hay, Other(tons)		23,500	1.50	35,000	25

Livestock - Jan 1, 2011		Number	Rank
All Cattle		77,000	11
Beef Cows			
Milk Cows			

108 COUNTY PROFILES



MEADE

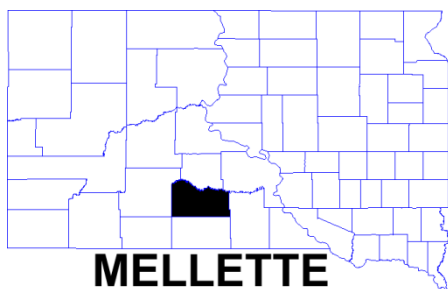
2010 Census Population 25,434
 Land Area(acres) 2,221,341

Census - 2007	Number	Rank
Number of Farms	879	5
Land in Farms(acres)	2,208,880	1
Total Cropland(acres)	520,398	3
Average Size Farm(acres)	2,513	18

Cash Receipts - 2009		Dollars	Rank
Crops		28,175,000	49
Livestock		49,869,000	22
Government Payments		3,742,000	32
Total Receipts		78,044,000	42

Crops - 2010	Planted Acres	Harvested Acres	Yield	Production	Rank
Corn, Grain(bu.)					
Soybeans(bu.)					
Sunflower, Oil(lbs)					
Sorghum(bu.)					
Wheat, Spring(bu.)	17,800	17,300	24.5	423,000	31
Wheat, Winter(bu.)	49,400	46,700	33.3	1,556,000	15
Oats(bu.)	4,400	1,700	42.9	73,000	34
Hay, Alfalfa(tons)		167,000	1.55	260,500	1
Hay, Other(tons)		47,000	1.10	52,000	13

Livestock - Jan 1, 2011		Number	Rank
All Cattle		120,000	2
Beef Cows		73,000	1
Milk Cows			



MELLETTTE

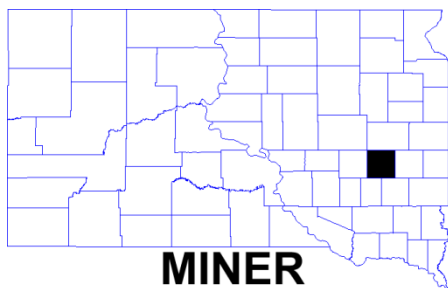
2010 Census Population 2,048
 Land Area(acres) 836,232

Census - 2007	Number	Rank
Number of Farms	216	61
Land in Farms(acres)	729,778	22
Total Cropland(acres)	127,274	61
Average Size Farm(acres)	3,379	10

Cash Receipts - 2009		Dollars	Rank
Crops		10,045,000	61
Livestock		39,981,000	32
Government Payments		950,000	61
Total Receipts		50,026,000	54

Crops - 2010	Planted Acres	Harvested Acres	Yield	Production	Rank
Corn, Grain(bu.)	9,500	8,000	57.0	456,000	57
Soybeans(bu.)					
Sunflower, Oil(lbs)					
Sorghum(bu.)					
Wheat, Spring(bu.)					
Wheat, Winter(bu.)	26,000	24,800	38.6	958,000	19
Oats(bu.)					
Hay, Alfalfa(tons)		43,500	1.40	61,000	37
Hay, Other(tons)		17,000	1.30	22,500	39

Livestock - Jan 1, 2011		Number	Rank
All Cattle		48,500	38
Beef Cows		28,500	21
Milk Cows			



MINER

2010 Census Population 2,389
 Land Area(acres) 365,042

Census - 2007	Number	Rank
Number of Farms	356	43
Land in Farms(acres)	300,076	59
Total Cropland(acres)	201,746	52
Average Size Farm(acres)	843	44

Cash Receipts - 2009		Dollars	Rank
Crops		60,064,000	35
Livestock		27,131,000	46
Government Payments		3,191,000	37
Total Receipts		87,195,000	41

Crops - 2010	Planted Acres	Harvested Acres	Yield	Production	Rank
Corn, Grain(bu.)	80,900	77,100	121.6	9,375,000	28
Soybeans(bu.)	84,500	83,000	38.4	3,190,000	24
Sunflower, Oil(lbs)					
Sorghum(bu.)					
Wheat, Spring(bu.)					
Wheat, Winter(bu.)	6,500	6,400	62.5	400,000	34
Oats(bu.)					
Hay, Alfalfa(tons)		10,000	3.70	37,000	52
Hay, Other(tons)					

Livestock - Jan 1, 2011		Number	Rank
All Cattle		40,000	48
Beef Cows		18,000	39
Milk Cows		500	28



MINNEHAHA

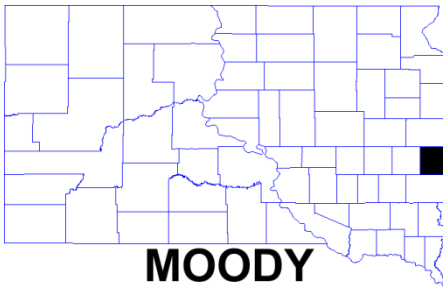
2010 Census Population 169,468
 Land Area (acres) 517,873

Census - 2007	Number	Rank
Number of Farms	1,194	1
Land in Farms(acres)	421,416	42
Total Cropland(acres)	326,402	22
Average Size Farm(acres)	353	66

Cash Receipts - 2009				Dollars	Rank
Crops				144,102,000	5
Livestock				77,244,000	8
Government Payments				6,785,000	6
Total Receipts				221,346,000	4

Crops - 2010	Planted Acres	Harvested Acres	Yield	Production	Rank
Corn, Grain(bu.)	168,500	164,200	158.7	26,061,000	1
Soybeans(bu.)	137,000	136,000	48.0	6,532,000	4
Sunflower, Oil(lbs)					
Sorghum(bu.)					
Wheat, Spring(bu.)					
Wheat, Winter(bu.)	1,000	800	63.8	51,000	57
Oats(bu.)					
Hay, Alfalfa(tons)		26,000	3.90	102,000	14
Hay, Other(tons)		8,000	1.40	11,000	55

Livestock - Jan 1, 2011		Number	Rank
All Cattle		75,000	12
Beef Cows		21,000	36
Milk Cows		7,300	4



MOODY

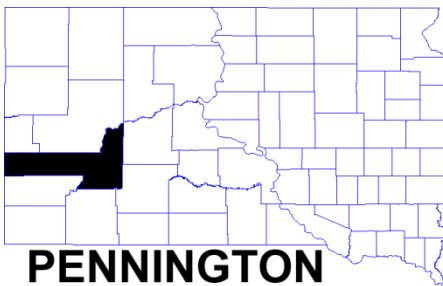
2010 Census Population 6,486
 Land Area (acres) 332,611

Census - 2007	Number	Rank
Number of Farms	556	21
Land in Farms(acres)	293,395	60
Total Cropland(acres)	235,483	42
Average Size Farm(acres)	528	60

Cash Receipts - 2009				Dollars	Rank
Crops				92,234,000	22
Livestock				79,553,000	5
Government Payments				5,851,000	11
Total Receipts				171,787,000	13

Crops - 2010	Planted Acres	Harvested Acres	Yield	Production	Rank
Corn, Grain(bu.)	138,000	132,000	169.5	22,375,000	4
Soybeans(bu.)	87,000	86,500	48.9	4,228,000	16
Sunflower, Oil(lbs)					
Sorghum(bu.)					
Wheat, Spring(bu.)	900	850	50.6	43,000	49
Wheat, Winter(bu.)					
Oats(bu.)					
Hay, Alfalfa(tons)		8,000	3.75	30,000	58
Hay, Other(tons)		6,000	1.35	8,000	61

Livestock - Jan 1, 2011		Number	Rank
All Cattle		42,500	44
Beef Cows		11,700	60
Milk Cows		6,100	5



PENNINGTON

2010 Census Population 100,948
 Land Area (acres) 1,776,877

Census - 2007	Number	Rank
Number of Farms	655	14
Land in Farms(acres)	1,185,055	7
Total Cropland(acres)	280,265	28
Average Size Farm(acres)	1,809	24

Cash Receipts - 2009				Dollars	Rank
Crops				17,501,000	56
Livestock				34,389,000	38
Government Payments				2,258,000	53
Total Receipts				51,890,000	52

Crops - 2010	Planted Acres	Harvested Acres	Yield	Production	Rank
Corn, Grain(bu.)	7,600	7,500	74.7	560,000	54
Soybeans(bu.)	1,100	1,000	11.0	11,000	55
Sunflower, Oil(lbs)					
Sorghum(bu.)					
Wheat, Spring(bu.)					
Wheat, Winter(bu.)	43,700	40,900	38.6	1,580,000	14
Oats(bu.)					
Hay, Alfalfa(tons)		74,000	1.75	131,000	10
Hay, Other(tons)		16,000	1.25	20,000	45

Livestock - Jan 1, 2011		Number	Rank
All Cattle		53,000	31
Beef Cows		30,500	16
Milk Cows			

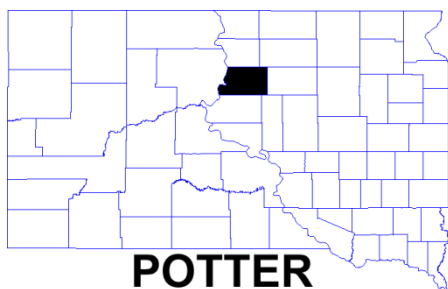
110 COUNTY PROFILES



PERKINS

2010 Census Population	2,982	
Land Area(acres)	1,837,925	
Census - 2007	Number	Rank
Number of Farms	432	33
Land in Farms(acres)	1,829,157	2
Total Cropland(acres)	427,292	10
Average Size Farm(acres)	4,234	5

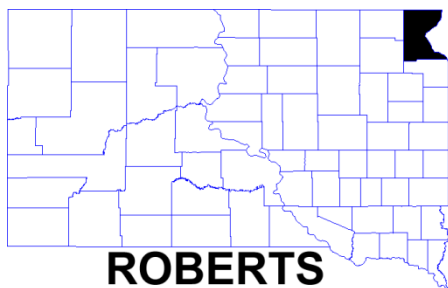
Cash Receipts - 2009				Dollars	Rank
Crops				19,360,000	54
Livestock				40,704,000	31
Government Payments				5,698,000	13
Total Receipts				60,064,000	48
Crops - 2010	Planted Acres	Harvested Acres	Yield	Production	Rank
Corn, Grain(bu.)					
Soybeans(bu.)					
Sunflower, Oil(lbs)					
Sorghum(bu.)					
Wheat, Spring(bu.)	92,700	92,300	30.1	2,780,000	7
Wheat, Winter(bu.)					
Oats(bu.)	15,500	4,700	47.9	225,000	9
Hay, Alfalfa(tons)		136,000	1.60	220,000	2
Hay, Other(tons)		37,500	1.40	53,000	11
Livestock - Jan 1, 2011				Number	Rank
All Cattle				95,000	6
Beef Cows				54,000	3
Milk Cows					



POTTER

2010 Census Population	2,329	
Land Area(acres)	554,579	
Census - 2007	Number	Rank
Number of Farms	238	59
Land in Farms(acres)	516,683	35
Total Cropland(acres)	355,942	18
Average Size Farm(acres)	2,171	20

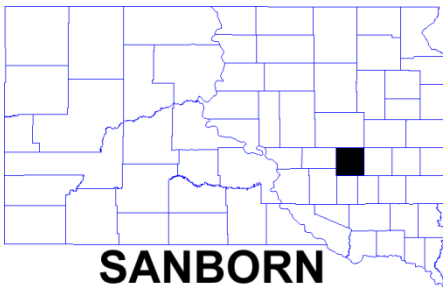
Cash Receipts - 2009				Dollars	Rank
Crops				96,659,000	21
Livestock				10,573,000	62
Government Payments				3,732,000	33
Total Receipts				107,232,000	32
Crops - 2010	Planted Acres	Harvested Acres	Yield	Production	Rank
Corn, Grain(bu.)	62,900	60,400	104.7	6,325,000	38
Soybeans(bu.)	45,500	45,400	29.0	1,316,000	37
Sunflower, Oil(lbs)	21,900	21,800	1,770.0	38,640,000	4
Sorghum(bu.)					
Wheat, Spring(bu.)	74,000	71,200	48.6	3,463,000	3
Wheat, Winter(bu.)	63,800	60,700	58.1	3,527,000	5
Oats(bu.)	1,900	1,200	85.0	102,000	28
Hay, Alfalfa(tons)		11,000	2.20	24,000	62
Hay, Other(tons)		14,500	1.35	19,500	46
Livestock - Jan 1, 2011				Number	Rank
All Cattle				28,000	57
Beef Cows					
Milk Cows					



ROBERTS

2010 Census Population	10,149	
Land Area(acres)	704,856	
Census - 2007	Number	Rank
Number of Farms	887	4
Land in Farms(acres)	592,889	29
Total Cropland(acres)	412,361	11
Average Size Farm(acres)	668	50

Cash Receipts - 2009				Dollars	Rank
Crops				113,625,000	16
Livestock				39,425,000	33
Government Payments				7,983,000	3
Total Receipts				153,050,000	18
Crops - 2010	Planted Acres	Harvested Acres	Yield	Production	Rank
Corn, Grain(bu.)	118,500	115,000	150.5	17,312,000	12
Soybeans(bu.)	176,000	175,800	36.2	6,356,000	5
Sunflower, Oil(lbs)					
Sorghum(bu.)					
Wheat, Spring(bu.)	37,900	37,800	53.7	2,031,000	12
Wheat, Winter(bu.)					
Oats(bu.)					
Hay, Alfalfa(tons)		26,000	2.90	76,000	27
Hay, Other(tons)		40,000	1.25	50,000	14
Livestock - Jan 1, 2011				Number	Rank
All Cattle				55,000	29
Beef Cows				22,500	33
Milk Cows				1,000	18



SANBORN

2010 Census Population 2,355
 Land Area (acres) 364,192

Census - 2007	Number	Rank
Number of Farms	354	44
Land in Farms(acres)	318,254	53
Total Cropland(acres)	175,058	56
Average Size Farm(acres)	899	41

Cash Receipts - 2009				Dollars	Rank
Crops				44,821,000	42
Livestock				31,391,000	40
Government Payments				2,770,000	44
Total Receipts				76,212,000	45

Crops - 2010	Planted Acres	Harvested Acres	Yield	Production	Rank
Corn, Grain(bu.)	60,700	51,900	123.6	6,416,000	37
Soybeans(bu.)	50,000	48,000	42.3	2,028,000	35
Sunflower, Oil(lbs)					
Sorghum(bu.)					
Wheat, Spring(bu.)					
Wheat, Winter(bu.)	3,300	2,900	53.4	155,000	49
Oats(bu.)	900	500	90.0	45,000	51
Hay, Alfalfa(tons)		23,000	3.35	77,500	26
Hay, Other(tons)		20,000	1.85	37,000	23

Livestock - Jan 1, 2011		Number	Rank
All Cattle		53,000	31
Beef Cows			
Milk Cows			



SHANNON

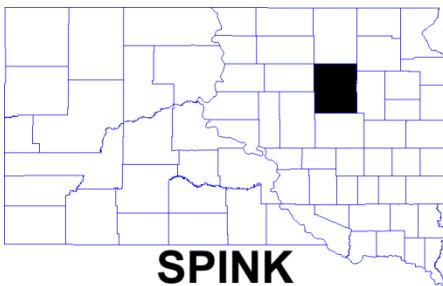
2010 Census Population 13,586
 Land Area (acres) 1,340,131

Census - 2007	Number	Rank
Number of Farms	250	57
Land in Farms(acres)	1,333,708	5
Total Cropland(acres)	104,917	62
Average Size Farm(acres)	5,335	3

Cash Receipts - 2009				Dollars	Rank
Crops				4,034,000	64
Livestock				10,253,000	65
Government Payments				1,956,000	57
Total Receipts				14,287,000	65

Crops - 2010	Planted Acres	Harvested Acres	Yield	Production	Rank
Corn, Grain(bu.)	4,000	3,500	63.4	222,000	61
Soybeans(bu.)					
Sunflower, Oil(lbs)					
Sorghum(bu.)					
Wheat, Spring(bu.)					
Wheat, Winter(bu.)					
Oats(bu.)	700	400	30.0	12,000	61
Hay, Alfalfa(tons)		11,500	1.30	15,000	64
Hay, Other(tons)		14,000	1.00	14,000	53

Livestock - Jan 1, 2011		Number	Rank
All Cattle		37,500	52
Beef Cows			
Milk Cows			



SPINK

2010 Census Population 6,415
 Land Area (acres) 962,551

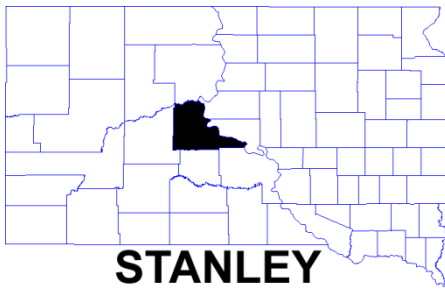
Census - 2007	Number	Rank
Number of Farms	624	15
Land in Farms(acres)	907,643	17
Total Cropland(acres)	686,905	2
Average Size Farm(acres)	1,455	29

Cash Receipts - 2009				Dollars	Rank
Crops				234,166,000	1
Livestock				65,648,000	14
Government Payments				8,528,000	2
Total Receipts				299,814,000	1

Crops - 2010	Planted Acres	Harvested Acres	Yield	Production	Rank
Corn, Grain(bu.)	190,000	183,700	135.0	24,805,000	2
Soybeans(bu.)	243,000	237,000	31.0	7,343,000	1
Sunflower, Oil(lbs)					
Sorghum(bu.)					
Wheat, Spring(bu.)	53,600	50,500	44.2	2,233,000	10
Wheat, Winter(bu.)	13,500	12,200	54.4	664,000	26
Oats(bu.)					
Hay, Alfalfa(tons)		26,000	3.10	80,000	25
Hay, Other(tons)		32,000	1.70	54,000	10

Livestock - Jan 1, 2011		Number	Rank
All Cattle		85,000	7
Beef Cows			
Milk Cows			

112 COUNTY PROFILES



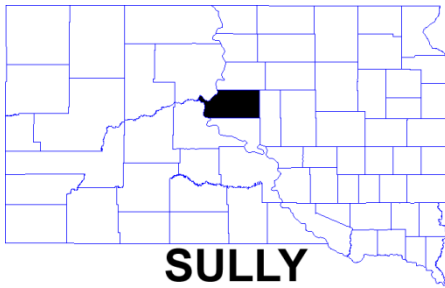
STANLEY

2010 Census Population	2,966	
Land Area(acres)	923,760	
Census - 2007	Number	Rank
Number of Farms	165	64
Land in Farms(acres)	921,110	16
Total Cropland(acres)	233,630	44
Average Size Farm(acres)	5,582	2

Cash Receipts - 2009		Dollars	Rank
Crops		23,998,000	51
Livestock		10,338,000	63
Government Payments		3,147,000	38
Total Receipts		34,336,000	60

Crops - 2010	Planted Acres	Harvested Acres	Yield	Production	Rank
Corn, Grain(bu.)	5,100	4,900	79.0	387,000	58
Soybeans(bu.)	1,300	1,100	17.3	19,000	54
Sunflower, Oil(lbs)	17,600	16,800	910.0	15,260,000	13
Sorghum(bu.)	12,600	9,700	51.5	500,000	4
Wheat, Spring(bu.)					
Wheat, Winter(bu.)					
Oats(bu.)					
Hay, Alfalfa(tons)		21,000	1.40	29,000	59
Hay, Other(tons)		26,000	1.10	28,000	30

Livestock - Jan 1, 2011		Number	Rank
All Cattle		24,500	61
Beef Cows			
Milk Cows			



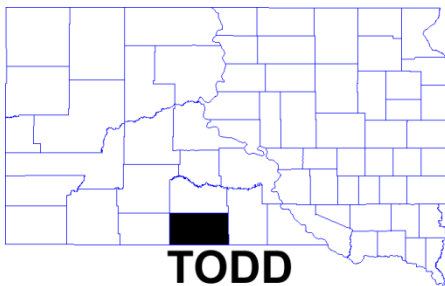
SULLY

2010 Census Population	1,373	
Land Area(acres)	644,453	
Census - 2007	Number	Rank
Number of Farms	195	62
Land in Farms(acres)	608,976	27
Total Cropland(acres)	488,937	6
Average Size Farm(acres)	3,123	14

Cash Receipts - 2009		Dollars	Rank
Crops		107,728,000	19
Livestock		10,274,000	64
Government Payments		4,178,000	25
Total Receipts		118,002,000	29

Crops - 2010	Planted Acres	Harvested Acres	Yield	Production	Rank
Corn, Grain(bu.)	81,700	81,400	119.5	9,725,000	26
Soybeans(bu.)	23,000	23,000	29.5	679,000	44
Sunflower, Oil(lbs)	82,400	82,300	1,790.0	147,460,000	1
Sorghum(bu.)					
Wheat, Spring(bu.)	102,000	101,500	46.7	4,740,000	1
Wheat, Winter(bu.)	123,000	122,100	59.5	7,267,000	1
Oats(bu.)					
Hay, Alfalfa(tons)		4,000	1.75	7,000	66
Hay, Other(tons)		13,000	1.40	18,500	48

Livestock - Jan 1, 2011		Number	Rank
All Cattle		27,500	58
Beef Cows		9,400	62
Milk Cows			



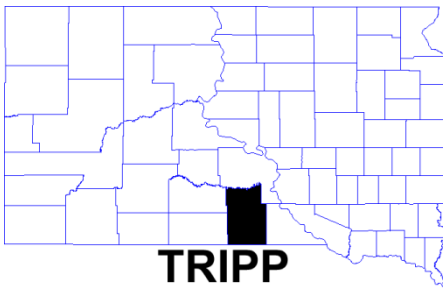
TODD

2010 Census Population	9,612	
Land Area(acres)	888,464	
Census - 2007	Number	Rank
Number of Farms	258	55
Land in Farms(acres)	869,445	19
Total Cropland(acres)	139,607	60
Average Size Farm(acres)	3,370	11

Cash Receipts - 2009		Dollars	Rank
Crops		18,922,000	55
Livestock		21,696,000	52
Government Payments		476,000	64
Total Receipts		40,618,000	57

Crops - 2010	Planted Acres	Harvested Acres	Yield	Production	Rank
Corn, Grain(bu.)	11,800	11,200	118.6	1,328,000	50
Soybeans(bu.)					
Sunflower, Oil(lbs)					
Sorghum(bu.)					
Wheat, Spring(bu.)					
Wheat, Winter(bu.)					
Oats(bu.)					
Hay, Alfalfa(tons)		48,000	1.35	65,000	34
Hay, Other(tons)		36,000	1.20	44,000	17

Livestock - Jan 1, 2011		Number	Rank
All Cattle		59,000	26
Beef Cows		32,000	15
Milk Cows			



TRIPP

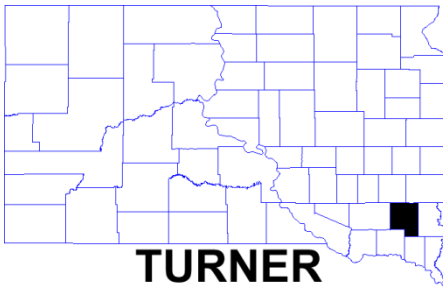
2010 Census Population 5,644
 Land Area (acres) 1,032,727

Census - 2007	Number	Rank
Number of Farms	624	15
Land in Farms(acres)	1,014,336	13
Total Cropland(acres)	440,874	9
Average Size Farm(acres)	1,626	26

Cash Receipts - 2009				Dollars	Rank
Crops				63,712,000	31
Livestock				78,626,000	7
Government Payments				5,086,000	18
Total Receipts				142,338,000	22

Crops - 2010	Planted Acres	Harvested Acres	Yield	Production	Rank
Corn, Grain(bu.)	85,800	77,600	86.0	6,675,000	36
Soybeans(bu.)	39,000	39,000	28.0	1,091,000	40
Sunflower, Oil(lbs)	10,500	10,000	1,320.0	13,165,000	15
Sorghum(bu.)	26,300	16,200	59.1	958,000	2
Wheat, Spring(bu.)	15,700	15,500	36.8	571,000	26
Wheat, Winter(bu.)	55,500	54,100	46.0	2,486,000	8
Oats(bu.)	9,700	6,800	74.3	505,000	2
Hay, Alfalfa(tons)		84,000	2.35	199,000	3
Hay, Other(tons)		85,000	1.45	122,000	1

Livestock - Jan 1, 2011		Number	Rank
All Cattle		150,000	1
Beef Cows		59,000	2
Milk Cows		200	34



TURNER

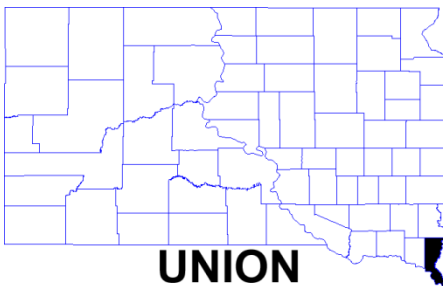
2010 Census Population 8,347
 Land Area (acres) 394,799

Census - 2007	Number	Rank
Number of Farms	722	9
Land in Farms(acres)	371,436	45
Total Cropland(acres)	308,316	24
Average Size Farm(acres)	514	61

Cash Receipts - 2009				Dollars	Rank
Crops				138,463,000	6
Livestock				74,490,000	10
Government Payments				6,015,000	9
Total Receipts				212,953,000	5

Crops - 2010	Planted Acres	Harvested Acres	Yield	Production	Rank
Corn, Grain(bu.)	143,500	135,500	145.2	19,675,000	9
Soybeans(bu.)	132,000	128,500	42.9	5,510,000	7
Sunflower, Oil(lbs)					
Sorghum(bu.)					
Wheat, Spring(bu.)					
Wheat, Winter(bu.)	2,000	1,900	57.9	110,000	53
Oats(bu.)					
Hay, Alfalfa(tons)		14,000	4.25	59,500	39
Hay, Other(tons)		5,000	2.00	10,000	57

Livestock - Jan 1, 2011		Number	Rank
All Cattle		49,000	37
Beef Cows		12,800	58
Milk Cows		4,500	9



UNION

2010 Census Population 14,399
 Land Area (acres) 294,659

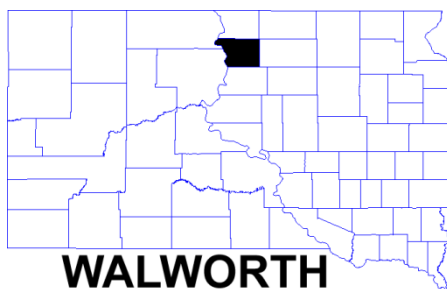
Census - 2007	Number	Rank
Number of Farms	521	26
Land in Farms(acres)	278,916	62
Total Cropland(acres)	251,355	34
Average Size Farm(acres)	535	59

Cash Receipts - 2009				Dollars	Rank
Crops				122,877,000	9
Livestock				36,247,000	36
Government Payments				5,065,000	19
Total Receipts				159,124,000	15

Crops - 2010	Planted Acres	Harvested Acres	Yield	Production	Rank
Corn, Grain(bu.)	123,500	121,300	162.9	19,755,000	8
Soybeans(bu.)	101,000	98,500	46.7	4,596,000	14
Sunflower, Oil(lbs)					
Sorghum(bu.)					
Wheat, Spring(bu.)					
Wheat, Winter(bu.)					
Oats(bu.)					
Hay, Alfalfa(tons)		7,000	4.45	31,000	57
Hay, Other(tons)		2,500	1.60	4,000	64

Livestock - Jan 1, 2011		Number	Rank
All Cattle		24,000	62
Beef Cows		6,800	65
Milk Cows		900	19

114 COUNTY PROFILES



WALWORTH

2010 Census Population 5,438
 Land Area(acres) 453,021

Census - 2007	Number	Rank
Number of Farms	279	53
Land in Farms(acres)	444,128	41
Total Cropland(acres)	238,320	40
Average Size Farm(acres)	1,592	27

Cash Receipts - 2009		Dollars	Rank
Crops		43,173,000	43
Livestock		16,378,000	56
Government Payments		2,571,000	50
Total Receipts		59,551,000	49

Crops - 2010	Planted Acres	Harvested Acres	Yield	Production	Rank
Corn, Grain(bu.)	48,200	43,700	101.1	4,420,000	42
Soybeans(bu.)	48,000	48,000	25.9	1,243,000	38
Sunflower, Oil(lbs)	9,200	9,100	1,710.0	15,550,000	12
Sorghum(bu.)					
Wheat, Spring(bu.)	58,900	57,800	48.8	2,819,000	5
Wheat, Winter(bu.)	8,300	8,200	57.9	475,000	30
Oats(bu.)					
Hay, Alfalfa(tons)		20,000	1.85	37,000	52
Hay, Other(tons)		17,000	1.40	24,000	37

Livestock - Jan 1, 2011		Number	Rank
All Cattle		35,000	54
Beef Cows			
Milk Cows			



YANKTON

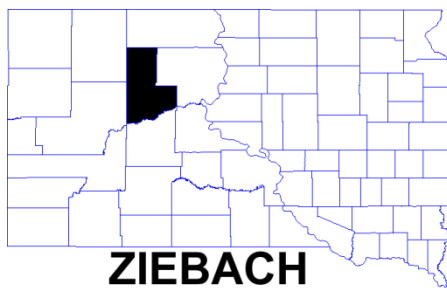
2010 Census Population 22,438
 Land Area(acres) 333,836

Census - 2007	Number	Rank
Number of Farms	658	13
Land in Farms(acres)	322,242	52
Total Cropland(acres)	249,268	37
Average Size Farm(acres)	490	62

Cash Receipts - 2009		Dollars	Rank
Crops		111,312,000	17
Livestock		41,752,000	29
Government Payments		3,321,000	36
Total Receipts		153,064,000	17

Crops - 2010	Planted Acres	Harvested Acres	Yield	Production	Rank
Corn, Grain(bu.)	93,000	89,600	156.0	13,980,000	17
Soybeans(bu.)	80,500	80,000	50.0	4,003,000	18
Sunflower, Oil(lbs)					
Sorghum(bu.)					
Wheat, Spring(bu.)					
Wheat, Winter(bu.)	1,900	1,900	64.2	122,000	51
Oats(bu.)					
Hay, Alfalfa(tons)		20,000	4.60	92,000	20
Hay, Other(tons)		5,500	1.65	9,000	59

Livestock - Jan 1, 2011		Number	Rank
All Cattle		46,500	40
Beef Cows		16,100	45
Milk Cows			



ZIEBACH

2010 Census Population 2,801
 Land Area(acres) 1,255,994

Census - 2007	Number	Rank
Number of Farms	234	60
Land in Farms(acres)	1,058,403	12
Total Cropland(acres)	258,648	31
Average Size Farm(acres)	4,523	4

Cash Receipts - 2009		Dollars	Rank
Crops		25,735,000	50
Livestock		18,508,000	54
Government Payments		2,224,000	55
Total Receipts		44,243,000	56

Crops - 2010	Planted Acres	Harvested Acres	Yield	Production	Rank
Corn, Grain(bu.)	8,400	8,000	61.8	494,000	55
Soybeans(bu.)					
Sunflower, Oil(lbs)					
Sorghum(bu.)					
Wheat, Spring(bu.)	19,900	17,600	23.1	407,000	32
Wheat, Winter(bu.)	44,400	41,600	40.1	1,670,000	13
Oats(bu.)	4,200	1,500	38.7	58,000	42
Hay, Alfalfa(tons)		36,500	1.55	56,500	43
Hay, Other(tons)		26,000	1.00	26,000	32

Livestock - Jan 1, 2011		Number	Rank
All Cattle		40,500	47
Beef Cows		27,500	24
Milk Cows			