

**CROP PRICES RECEIVED, MARKETING YEAR AVERAGE,
SOUTH DAKOTA AND UNITED STATES, 2006-2010 1/**

CROP	UNIT	2006	2007	2008	2009	2010 2/
----- DOLLARS -----						
SOUTH DAKOTA						
CORN FOR GRAIN	BU.	2.88	4.17	3.78	3.23	5.10
SOYBEANS	BU.	6.03	9.60	9.65	9.18	11.20
WHEAT, ALL	BU.	4.44	6.42	6.92	5.07	6.05
HAY, ALL	TON	79.50	97.00	93.00	80.00	77.50
SUNFLOWER, ALL	CWT.	15.00	22.00	19.70	13.10	18.90
SORGHUM FOR GRAIN	CWT.	5.88	7.06	5.62	4.88	8.00
OATS	BU.	2.08	2.87	2.68	1.93	2.90
BARLEY	BU.	2.51	4.55	5.06	2.41	3.00
FLAXSEED	BU.	5.66	12.80	11.30	7.50	12.50
PROSO MILLET	BU.	4.15	4.80	3.35	2.60	4.25
DRY EDIBLE BEANS	CWT.	18.70	24.80	29.60	26.50	31.20
UNITED STATES						
CORN FOR GRAIN	BU.	3.04	4.20	4.06	3.55	5.40
SOYBEANS	BU.	6.43	10.10	9.97	9.59	11.70
WHEAT, ALL	BU.	4.26	6.48	6.78	4.87	5.70
HAY, ALL	TON	110.00	127.00	152.00	108.00	112.00
SUNFLOWER, ALL	CWT.	14.50	21.70	21.80	15.10	21.40
SORGHUM FOR GRAIN	CWT.	5.88	7.28	5.72	5.75	9.80
OATS	BU.	1.87	2.63	3.15	2.02	2.40
BARLEY	BU.	2.85	4.02	5.37	4.66	3.90
FLAXSEED	BU.	5.80	13.00	12.70	8.15	12.20
PROSO MILLET	BU.	4.09	4.67	3.23	2.87	4.21
DRY EDIBLE BEANS	CWT.	22.10	28.80	34.60	30.00	26.00

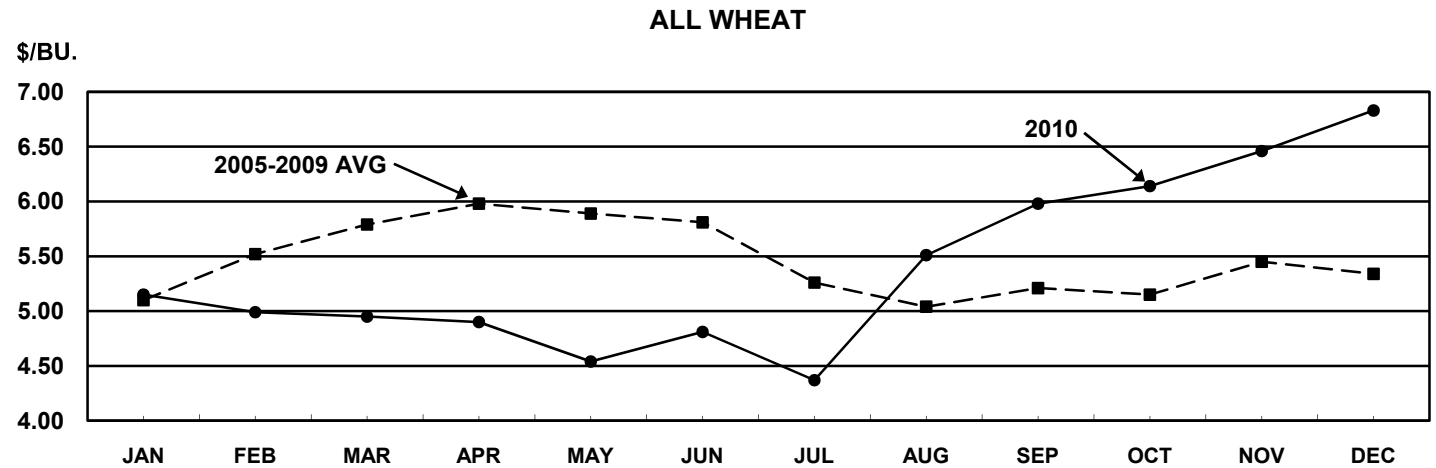
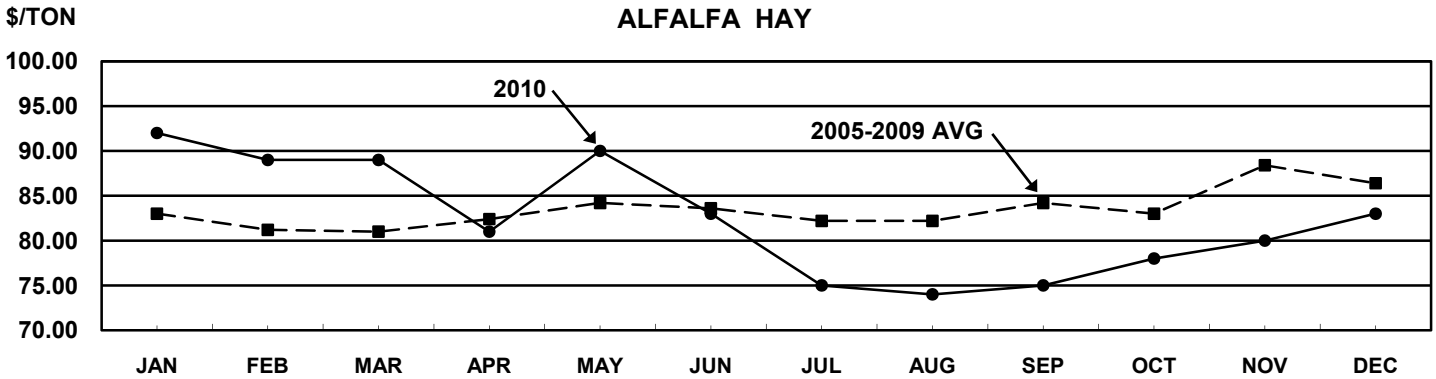
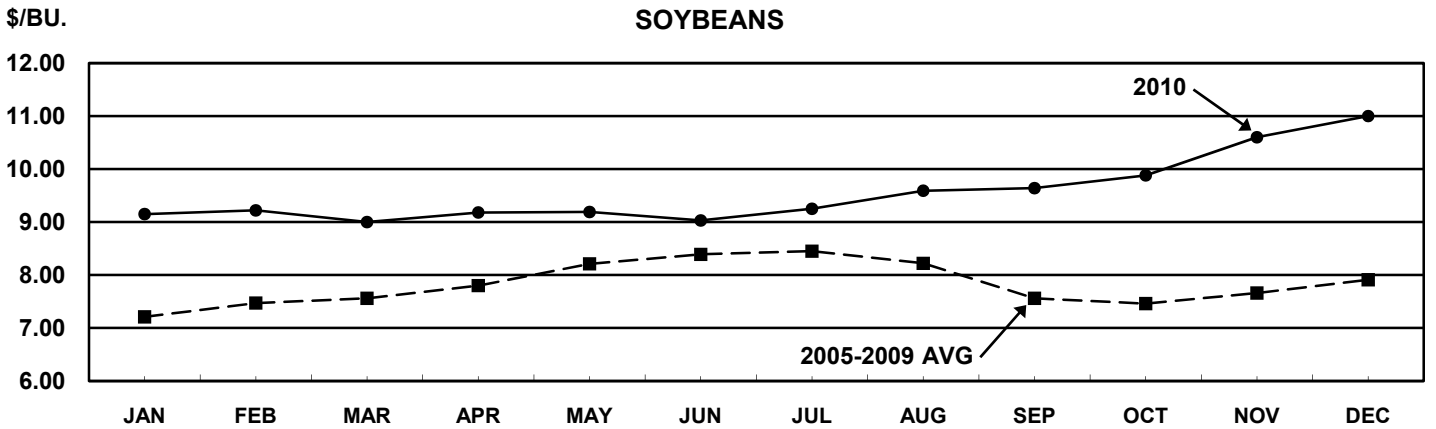
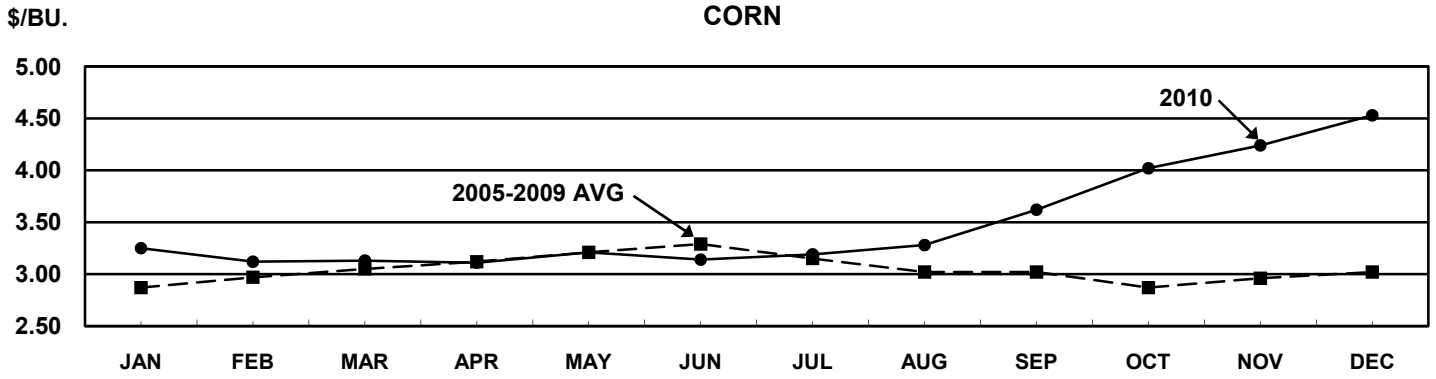
1/ MARKETING YEAR AVERAGE PRICES RECEIVED BY FARMERS ARE BASED ON MONTHLY PRICES WEIGHTED BY MONTHLY MARKETINGS DURING SPECIFIC PERIODS. PRICES DO NOT INCLUDE ALLOWANCE FOR CCC LOANS OUTSTANDING, PURCHASES BY THE GOVERNMENT, OR DEFICIENCY PAYMENTS. 2/ PRELIMINARY.

**CROP PRICES RECEIVED, MONTHLY AVERAGE,
SOUTH DAKOTA, 2009-2010**

COMMODITY	YEAR	JAN	FEB	MAR	APR	MAY	JUN	JUL	AUG	SEP	OCT	NOV	DEC
----- DOLLARS PER BUSHEL -----													
CORN	2009	3.96	3.67	3.56	3.58	3.76	3.67	3.53	3.14	2.98	3.31	3.38	3.33
	2010	3.25	3.12	3.13	3.11	3.21	3.14	3.19	3.28	3.62	4.02	4.24	4.53
SOYBEANS	2009	9.60	9.37	8.90	9.37	10.50	10.50	10.50	10.30	9.16	9.02	9.22	9.46
	2010	9.15	9.22	9.00	9.18	9.19	9.03	9.25	9.59	9.64	9.88	10.60	11.00
ALL WHEAT	2009	6.06	6.10	5.85	6.09	6.20	6.15	5.53	5.09	4.87	4.74	5.37	5.10
	2010	5.15	4.99	4.95	4.90	4.54	4.81	4.37	5.51	5.98	6.14	6.46	6.83
WINTER WHEAT	2009	5.59	5.68	5.52	5.70	5.72	5.65	5.50	4.88	4.61	4.35	5.22	4.64
	2010	4.78	4.44	4.53	4.16	4.15	3.97	4.17	5.14	5.22	5.06	5.77	6.33
OTHER SPRING WHEAT	2009	7.07	6.60	6.66	6.74	7.10	6.86	5.77	5.37	5.08	5.23	5.62	5.76
	2010	5.80	5.44	5.72	5.71	5.27	5.26	5.26	5.81	6.44	6.59	6.62	7.19
ALL HAY 1/	2009	92.00	82.00	79.00	81.00	80.00	79.00	75.00	74.00	72.00	74.00	80.00	82.00
	2010	89.00	87.00	87.00	79.00	88.00	81.00	74.00	73.00	73.00	77.00	78.00	80.00
ALFALFA HAY 1/	2009	97.00	86.00	81.00	84.00	82.00	80.00	76.00	76.00	75.00	76.00	82.00	85.00
	2010	92.00	89.00	89.00	81.00	90.00	83.00	75.00	74.00	75.00	78.00	80.00	83.00
OTHER HAY 1/	2009	78.00	68.00	66.00	69.00	70.00	69.00	66.00	62.00	60.00	66.00	70.00	70.00
	2010	80.00	78.00	75.00	68.00	72.00	72.00	65.00	68.00	68.00	70.00	69.00	69.00
ALL SUNFLOWER 2/	2009	21.40	20.20	19.90	23.50	24.70	16.60	13.70	16.70	12.60	14.00	12.50	12.90
	2010	13.30	14.60	13.90	13.90	13.10	13.70	14.20	14.70	15.70	17.00	17.50	19.20
OATS	2009	2.07	2.13	1.99	1.80	2.12	2.18	1.93	1.76	1.76	1.89	1.99	1.92
	2010	2.15	2.11	2.14	2.16	2.03	2.20	2.22	2.23	2.42	2.48	2.93	2.90

1/ DOLLARS PER TON, BALED. 2/ DOLLARS PER CWT.

CROPS PRICES RECEIVED, SOUTH DAKOTA



**VALUE OF PRODUCTION PER HARVESTED ACRE,
SOUTH DAKOTA, 2001-2010 1/**

YEAR	CORN FOR GRAIN	SOYBEANS	ALL WHEAT	ALL HAY	ALFALFA HAY	ALL SUNFLOWER	OATS
	DOLLARS PER ACRE	DOLLARS PER ACRE	DOLLARS PER ACRE	DOLLARS PER ACRE	DOLLARS PER ACRE	DOLLARS PER ACRE	DOLLARS PER ACRE
2001	190.75	132.16	104.73	122.28	152.90	130.17	100.20
2002	206.15	165.23	100.32	94.51	123.00	101.30	89.55
2003	253.08	191.40	145.94	98.49	120.65	111.93	97.24
2004	236.60	189.72	154.44	106.25	136.50	188.58	122.18
2005	213.01	188.65	151.80	114.45	139.75	184.67	113.76
2006	279.36	205.02	145.31	104.28	131.20	146.88	118.56
2007	504.57	403.20	270.29	182.84	225.00	339.99	206.64
2008	502.74	328.10	350.66	186.08	223.10	321.68	195.64
2009	487.73	385.56	220.20	162.39	188.60	241.61	140.89
2010	688.50	425.60	275.23	155.64	190.80	310.00	208.80

1/ VALUE OF PRODUCTION = (MARKETING YEAR AVERAGE PRICE MULTIPLIED BY TOTAL PRODUCTION) DIVIDED BY HARVESTED ACRES.

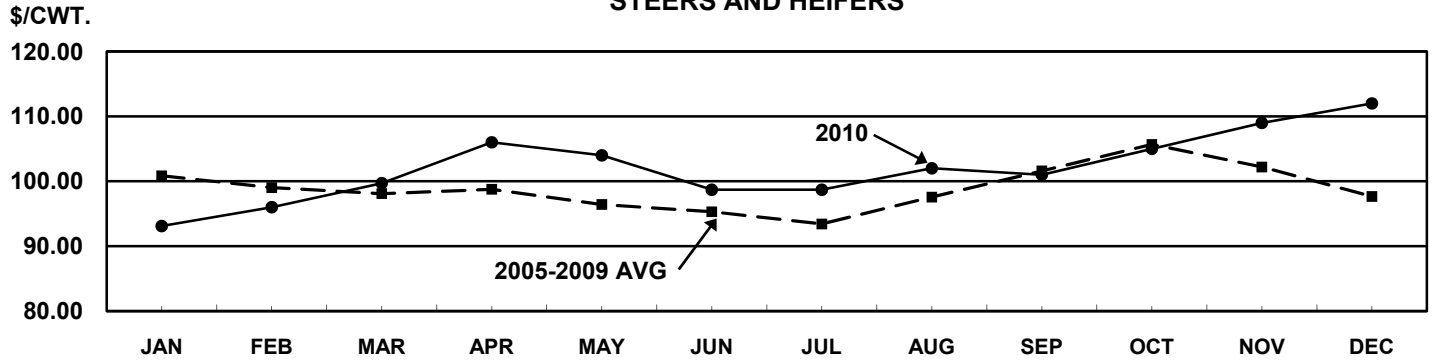
**LIVESTOCK PRICES RECEIVED,
SOUTH DAKOTA, 2009-2010 1/**

ITEM	YEAR	JAN	FEB	MAR	APR	MAY	JUN	JUL	AUG	SEP	OCT	NOV	DEC	ANN AVG 2/
ALL HOGS	2009	43.10	44.30	44.40	44.80	45.00	43.00	42.50	36.70	36.90	37.70	40.50	45.30	41.70
	2010	49.00	50.20	53.10	58.30	62.70	57.80	58.20	61.80	61.30	52.70	46.90	3/	54.50
BARROWS & GILTS	2009	43.20	44.60	44.90	45.40	45.60	45.00	45.40	38.10	38.90	39.20	41.40	47.10	42.80
	2010	50.90	50.70	54.00	59.30	64.00	59.30	59.80	63.20	62.40	53.90	48.00	3/	55.80
SOWS	2009	42.00	41.10	39.40	39.40	40.30	30.80	26.30	27.80	22.60	26.40	34.80	30.80	33.30
	2010	36.20	45.70	45.30	49.50	52.50	48.70	49.20	53.20	53.00	44.00	39.90	3/	45.40
BEEF CATTLE	2009	85.70	86.90	87.50	92.70	85.50	88.20	85.00	86.90	86.80	86.60	89.30	87.60	87.40
	2010	91.80	94.70	97.60	105.00	102.00	97.60	97.30	100.00	100.00	104.00	107.00	109.00	101.00
STEERS & HEIFERS	2009	94.80	92.20	92.20	99.00	92.60	89.00	86.00	88.00	88.00	87.40	90.20	88.40	90.40
	2010	93.10	96.00	99.70	106.00	104.00	98.70	98.70	102.00	101.00	105.00	109.00	112.00	102.00
COWS	2009	41.40	44.40	45.00	50.20	53.00	48.20	51.90	50.00	49.00	47.00	44.90	46.00	47.40
	2010	51.20	54.10	56.90	60.40	63.90	62.10	63.30	64.20	60.70	56.80	56.20	61.10	59.10
CALVES	2009	112.00	110.00	107.00	113.00	114.00	114.00	111.00	115.00	109.00	106.00	107.00	110.00	111.00
	2010	113.00	117.00	122.00	130.00	131.00	131.00	129.00	125.00	129.00	130.00	132.00	140.00	127.00
SHEEP	2009	29.20	24.20	21.90	26.90	26.70	25.40	26.10	26.90	27.60	26.00	32.00	40.00	28.30
	2010	60.60	56.90	46.40	37.30	36.40	36.20	39.20	50.80	47.90	45.80	53.70	68.60	49.10
LAMBS	2009	110.00	110.00	111.00	106.00	113.00	114.00	101.00	97.50	103.00	102.00	109.00	113.00	104.00
	2010	117.00	129.00	131.00	135.00	144.00	133.00	131.00	139.00	153.00	156.00	165.00	170.00	146.00

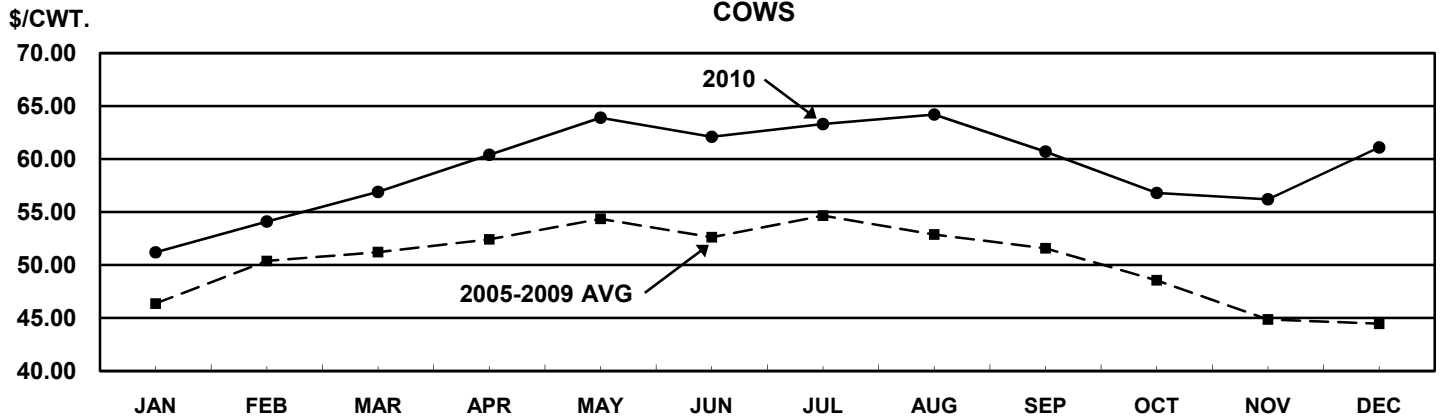
1/ PRICES REPORTED IN DOLLARS PER HUNDREDWEIGHT. 2/ MONTHLY PRICES WEIGHTED BY ESTIMATED SALES IN EACH MONTH. 3/ STATE LEVEL HOG PRICES DISCONTINUED DECEMBER 2010.

LIVESTOCK PRICES RECEIVED, SOUTH DAKOTA

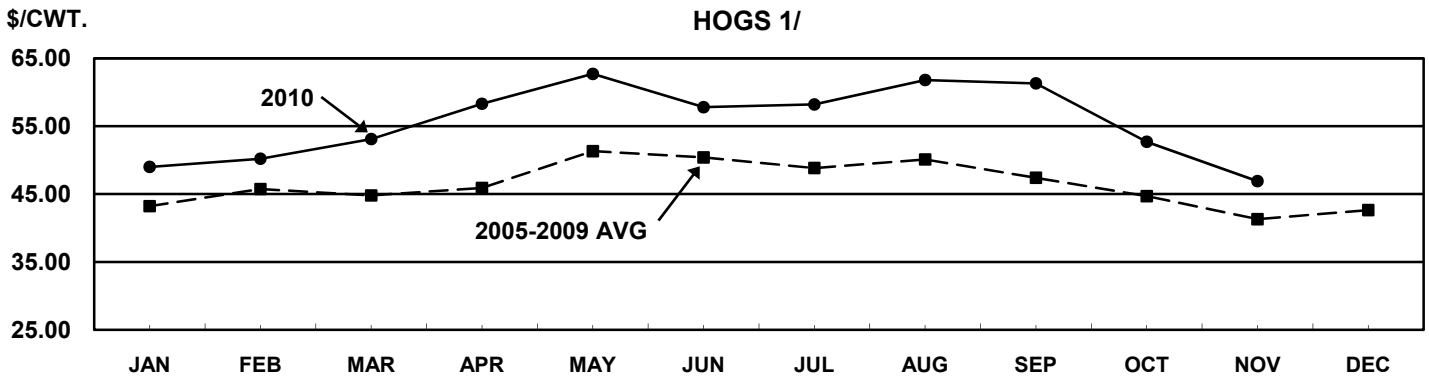
STEERS AND HEIFERS



COWS



HOGS 1/



1/ STATE LEVEL HOG PRICES DISCONTINUED DECEMBER 2010.

LAMBS

