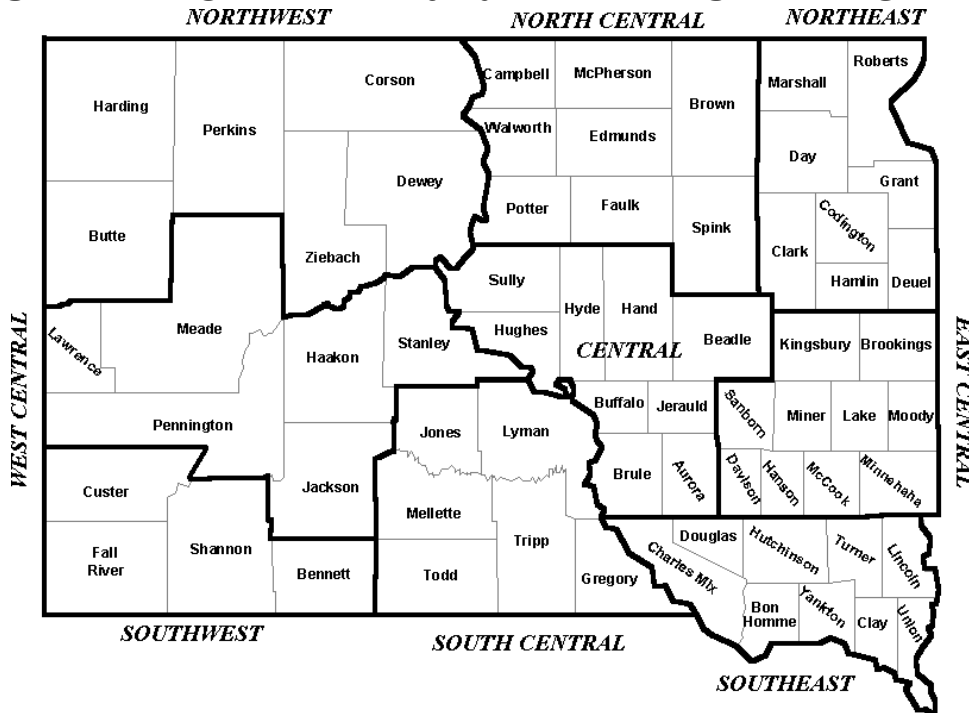


SOUTH DAKOTA COUNTY PROFILES

The following section highlights each county in South Dakota. Crops produced, livestock inventories and agricultural cash receipts are displayed with the appropriate rank among all counties. Data published here is available elsewhere in this bulletin, but is also in this consolidated form for each county. Also included for each county are 2007 agricultural census data for number of farms, land in farms, harvested cropland,

and average size of farm. Below is a table with the data for the entire State with the inclusion of South Dakota's ranking nationwide. On succeeding pages each county is listed alphabetically. If you have any questions on this section, please get in touch with us.

SOUTH DAKOTA DATA and RANK IN UNITED STATES



2000 Census Population	754,844
Land Area	48,573,443 (acres)

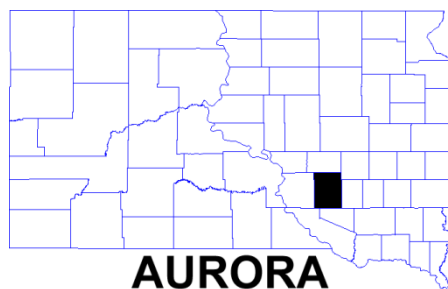
Census - 2007		Number	Rank
Number of Farms		31,169	29
Land in Farms	(acres)	43,666,403	5
Total Cropland	(acres)	19,094,311	8
Average Size Farm	(acres)	1,401	6

Cash Receipts - 2008 ¹		Dollars	Rank
Crops		5,404,896,000	12
Livestock		3,218,364,000	19
Government Payments		400,726,000	11
Total Receipts		8,623,260,000	14

Crops - 2009	Planted Acres	Harvested Acres	Yield	Production	Rank
Corn, Grain	5,000,000 (bu.)	4,680,000	151.0	706,680,000	6
Soybeans	4,250,000 (bu.)	4,190,000	42.0	175,980,000	8
Sunflower, Oil	520,000 (lbs)	510,000	1,800.0	918,000,000	2
Sorghum	180,000 (bu.)	120,000	61.0	7,320,000	5
Wheat, Spring	1,500,000 (bu.)	1,470,000	44.0	64,680,000	4
Wheat, Winter	1,700,000 (bu.)	1,530,000	42.0	64,260,000	8
Oats	200,000 (bu.)	90,000	73.0	6,570,000	4
Hay, Alfalfa	(tons)	2,500,000	2.30	5,750,000	2
Hay, Other	(tons)	1,300,000	1.60	2,080,000	11

Livestock - Jan 1, 2010		Number	Rank
All Cattle		3,800,000	8
Beef Cows		1,618,000	5
Milk Cows		92,000	23

¹ Cash Receipts: The state and county level cash receipts in this section, are from the Bureau of Economic Analysis, United States Department of Commerce.



AURORA

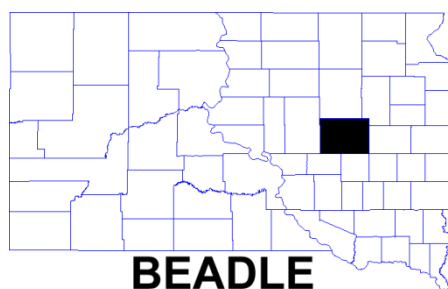
2000 Census Population 3,058
 Land Area (acres) 453,268

Census - 2007	Number	Rank
Number of Farms	379	39
Land in Farms(acres)	364,612	47
Total Cropland(acres)	228,775	46
Average Size Farm(acres)	962	39

Cash Receipts - 2008				Dollars	Rank
Crops				72,219,000	32
Livestock				58,432,000	22
Government Payments				5,367,000	35
Total Receipts				130,651,000	30

Crops - 2009	Planted Acres	Harvested Acres	Yield	Production	Rank
Corn, Grain(bu.)	76,000	69,000	132.0	9,081,000	37
Soybeans(bu.)	58,700	57,100	45.5	2,600,000	32
Sunflower, Oil(lbs)	2,400	2,100	1,990.0	4,175,000	28
Sorghum(bu.)					
Wheat, Spring(bu.)					
Wheat, Winter(bu.)	35,500	32,200	56.0	1,800,000	12
Oats(bu.)	2,600	1,400	74.0	103,000	24
Hay, Alfalfa(tons)		18,000	2.95	53,100	45
Hay, Other(tons)		23,000	1.90	43,900	16

Livestock - Jan 1, 2010		Number	Rank
All Cattle		46,000	41
Beef Cows		18,000	40
Milk Cows			



BEADLE

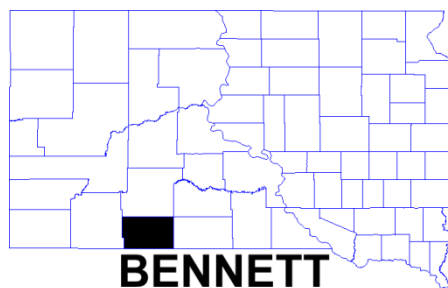
2000 Census Population 17,023
 Land Area (acres) 806,028

Census - 2007	Number	Rank
Number of Farms	750	7
Land in Farms(acres)	769,855	20
Total Cropland(acres)	492,427	5
Average Size Farm(acres)	1,026	37

Cash Receipts - 2008				Dollars	Rank
Crops				169,306,000	3
Livestock				88,843,000	9
Government Payments				8,325,000	10
Total Receipts				258,149,000	3

Crops - 2009	Planted Acres	Harvested Acres	Yield	Production	Rank
Corn, Grain(bu.)	178,500	173,400	152.0	26,406,000	5
Soybeans(bu.)	164,500	164,500	37.5	6,199,000	5
Sunflower, Oil(lbs)					
Sorghum(bu.)					
Wheat, Spring(bu.)	15,100	14,900	49.0	728,000	25
Wheat, Winter(bu.)	19,600	19,500	56.0	1,093,000	19
Oats(bu.)					
Hay, Alfalfa(tons)		48,000	3.00	145,100	9
Hay, Other(tons)		24,000	2.05	49,400	12

Livestock - Jan 1, 2010		Number	Rank
All Cattle		101,000	6
Beef Cows		40,000	8
Milk Cows		1,100	12



BENNETT

2000 Census Population 3,574
 Land Area (acres) 758,654

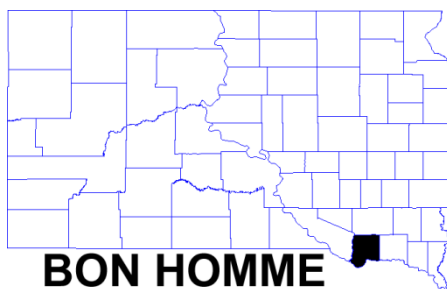
Census - 2007	Number	Rank
Number of Farms	265	54
Land in Farms(acres)	753,263	21
Total Cropland(acres)	257,213	32
Average Size Farm(acres)	2,843	16

Cash Receipts - 2008				Dollars	Rank
Crops				45,353,000	45
Livestock				19,650,000	55
Government Payments				3,336,000	55
Total Receipts				65,003,000	52

Crops - 2009	Planted Acres	Harvested Acres	Yield	Production	Rank
Corn, Grain(bu.)	13,900	13,400	116.0	1,557,000	50
Soybeans(bu.)					
Sunflower, Oil(lbs)					
Sorghum(bu.)					
Wheat, Spring(bu.)					
Wheat, Winter(bu.)	44,800	42,300	30.5	1,286,000	16
Oats(bu.)					
Hay, Alfalfa(tons)		36,000	1.80	64,100	37
Hay, Other(tons)		42,000	1.45	60,000	9

Livestock - Jan 1, 2010		Number	Rank
All Cattle		41,000	48
Beef Cows		24,000	29
Milk Cows			

100 COUNTY PROFILES



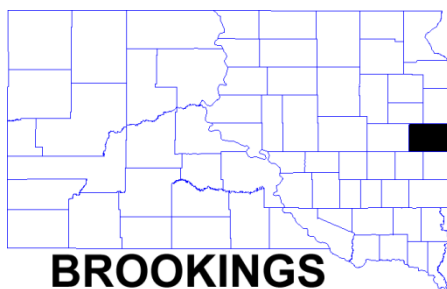
BON HOMME

2000 Census Population	7,260	
Land Area(acres)	360,606	
Census - 2007	Number	Rank
Number of Farms	563	20
Land in Farms(acres)	308,583	58
Total Cropland(acres)	219,754	47
Average Size Farm(acres)	548	57

Cash Receipts - 2008		Dollars	Rank
Crops		66,416,000	33
Livestock		73,098,000	14
Government Payments		4,881,000	41
Total Receipts		139,514,000	27

Crops - 2009	Planted Acres	Harvested Acres	Yield	Production	Rank
Corn, Grain(bu.)	97,800	90,800	146.0	13,258,000	22
Soybeans(bu.)	84,400	82,400	46.0	3,798,000	20
Sunflower, Oil(lbs)					
Sorghum(bu.)					
Wheat, Spring(bu.)					
Wheat, Winter(bu.)	15,500	14,800	55.5	822,000	26
Oats(bu.)	2,100	1,400	76.0	106,000	22
Hay, Alfalfa(tons)		32,000	3.65	116,700	15
Hay, Other(tons)		9,000	1.70	15,200	51

Livestock - Jan 1, 2010		Number	Rank
All Cattle		62,000	26
Beef Cows		15,000	47
Milk Cows		700	18



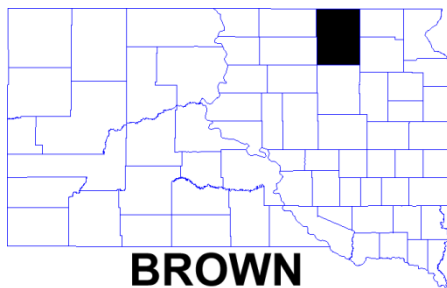
BROOKINGS

2000 Census Population	28,220	
Land Area(acres)	508,490	
Census - 2007	Number	Rank
Number of Farms	986	3
Land in Farms(acres)	462,579	40
Total Cropland(acres)	351,302	19
Average Size Farm(acres)	469	63

Cash Receipts - 2008		Dollars	Rank
Crops		125,833,000	15
Livestock		106,699,000	1
Government Payments		7,710,000	14
Total Receipts		232,532,000	5

Crops - 2009	Planted Acres	Harvested Acres	Yield	Production	Rank
Corn, Grain(bu.)	138,200	123,000	162.0	19,933,000	12
Soybeans(bu.)	124,500	124,000	40.5	5,033,000	15
Sunflower, Oil(lbs)					
Sorghum(bu.)					
Wheat, Spring(bu.)	15,500	15,300	55.0	844,000	24
Wheat, Winter(bu.)	3,100	2,900	52.5	152,000	55
Oats(bu.)	3,500	1,900	104.0	197,000	10
Hay, Alfalfa(tons)		20,000	3.55	71,100	34
Hay, Other(tons)		13,000	2.00	26,300	35

Livestock - Jan 1, 2010		Number	Rank
All Cattle		72,000	15
Beef Cows		18,000	40
Milk Cows		11,700	1



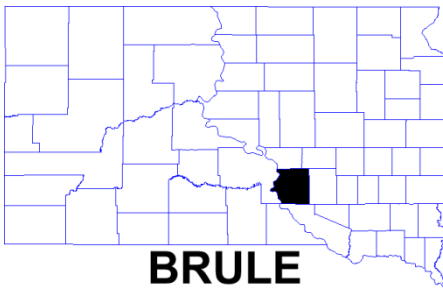
BROWN

2000 Census Population	35,460	
Land Area(acres)	1,096,208	
Census - 2007	Number	Rank
Number of Farms	1,036	2
Land in Farms(acres)	1,085,020	11
Total Cropland(acres)	827,589	1
Average Size Farm(acres)	1,047	36

Cash Receipts - 2008		Dollars	Rank
Crops		317,134,000	1
Livestock		65,618,000	18
Government Payments		24,834,000	1
Total Receipts		382,752,000	1

Crops - 2009	Planted Acres	Harvested Acres	Yield	Production	Rank
Corn, Grain(bu.)	238,400	236,400	150.0	35,474,000	1
Soybeans(bu.)	265,000	258,000	36.5	9,356,000	2
Sunflower, Oil(lbs)					
Sorghum(bu.)					
Wheat, Spring(bu.)	29,000	27,900	55.5	1,549,000	18
Wheat, Winter(bu.)					
Oats(bu.)	1,000	300	77.0	23,000	55
Hay, Alfalfa(tons)		39,000	2.85	112,100	16
Hay, Other(tons)		16,000	1.70	27,200	32

Livestock - Jan 1, 2010		Number	Rank
All Cattle		75,000	12
Beef Cows		34,000	14
Milk Cows			



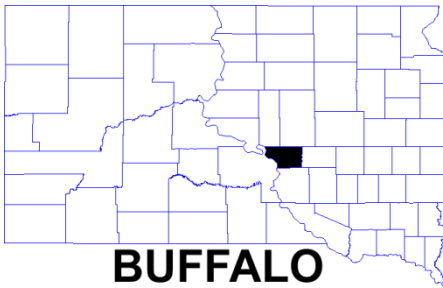
BRULE

2000 Census Population	5,364
Land Area	524,190 (acres)
Census - 2007	Rank
Number of Farms	370
Land in Farms	518,462 (acres)
Total Cropland	287,619 (acres)
Average Size Farm	1,401 (acres)

Cash Receipts - 2008		Dollars	Rank
Crops		89,396,000	28
Livestock		53,456,000	26
Government Payments		4,094,000	49
Total Receipts		142,852,000	26

Crops - 2009	Planted Acres	Harvested Acres	Yield	Production	Rank
Corn, Grain	82,700 (bu.)	77,100	147.0	11,354,000	29
Soybeans	48,400 (bu.)	48,100	51.5	2,471,000	34
Sunflower, Oil	3,900 (lbs)	3,800	1,680.0	6,373,000	27
Sorghum	(bu.)				
Wheat, Spring	(bu.)				
Wheat, Winter	47,700 (bu.)	41,600	55.0	2,284,000	8
Oats	8,100 (bu.)	4,500	71.0	320,000	2
Hay, Alfalfa	(tons)	28,000	3.30	92,900	22
Hay, Other	(tons)	25,000	1.90	47,000	13

Livestock - Jan 1, 2010		Number	Rank
All Cattle		75,000	12
Beef Cows		29,000	22
Milk Cows			



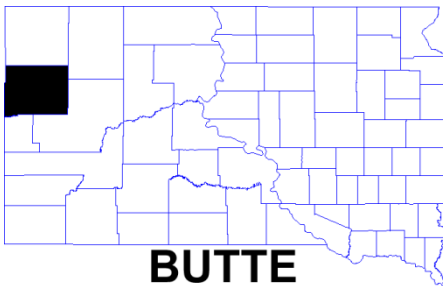
BUFFALO

2000 Census Population	2,032
Land Area	301,207 (acres)
Census - 2007	Rank
Number of Farms	86
Land in Farms	312,068 (acres)
Total Cropland	73,824 (acres)
Average Size Farm	3,629 (acres)

Cash Receipts - 2008		Dollars	Rank
Crops		6,800,000	62
Livestock		14,510,000	61
Government Payments		1,254,000	63
Total Receipts		21,310,000	64

Crops - 2009	Planted Acres	Harvested Acres	Yield	Production	Rank
Corn, Grain	(bu.)				
Soybeans	(bu.)				
Sunflower, Oil	(lbs)				
Sorghum	(bu.)				
Wheat, Spring	(bu.)				
Wheat, Winter	(bu.)				
Oats	(bu.)				
Hay, Alfalfa	(tons)	7,000	2.05	14,400	64
Hay, Other	(tons)	19,000	1.55	29,200	30

Livestock - Jan 1, 2010		Number	Rank
All Cattle		28,000	60
Beef Cows		12,000	56
Milk Cows			



BUTTE

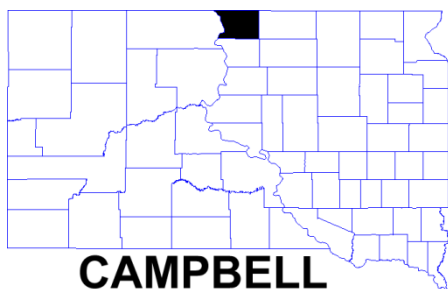
2000 Census Population	9,094
Land Area	1,439,092 (acres)
Census - 2007	Rank
Number of Farms	584
Land in Farms	1,140,405 (acres)
Total Cropland	163,375 (acres)
Average Size Farm	1,953 (acres)

Cash Receipts - 2008		Dollars	Rank
Crops		14,022,000	60
Livestock		43,727,000	36
Government Payments		3,105,000	57
Total Receipts		57,749,000	55

Crops - 2009	Planted Acres	Harvested Acres	Yield	Production	Rank
Corn, Grain	7,000 (bu.)	4,100	130.0	534,000	56
Soybeans	(bu.)				
Sunflower, Oil	(lbs)				
Sorghum	(bu.)				
Wheat, Spring	(bu.)				
Wheat, Winter	(bu.)				
Oats	5,200 (bu.)	800	50.0	40,000	46
Hay, Alfalfa	(tons)	71,000	2.40	169,800	7
Hay, Other	(tons)	24,000	1.35	32,500	23

Livestock - Jan 1, 2010		Number	Rank
All Cattle		62,000	26
Beef Cows		26,000	25
Milk Cows			

102 COUNTY PROFILES



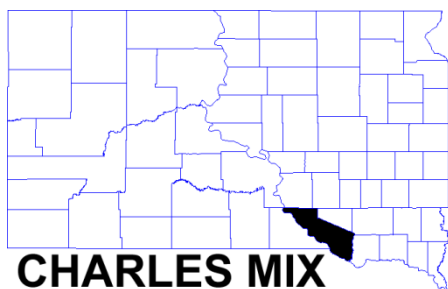
CAMPBELL

2000 Census Population	1,782	
Land Area(acres)	470,941	
Census - 2007	Number	Rank
Number of Farms	318	46
Land in Farms(acres)	400,871	44
Total Cropland(acres)	205,605	51
Average Size Farm(acres)	1,261	35

Cash Receipts - 2008		Dollars	Rank
Crops		39,429,000	49
Livestock		22,079,000	52
Government Payments		8,161,000	11
Total Receipts		61,508,000	53

Crops - 2009	Planted Acres	Harvested Acres	Yield	Production	Rank
Corn, Grain(bu.)	51,200	46,000	106.0	4,882,000	43
Soybeans(bu.)					
Sunflower, Oil(lbs)	11,800	11,800	1,870.0	22,037,000	14
Sorghum(bu.)					
Wheat, Spring(bu.)	55,800	55,200	44.0	2,441,000	11
Wheat, Winter(bu.)					
Oats(bu.)	6,600	3,400	87.0	295,000	4
Hay, Alfalfa(tons)		41,000	1.95	79,600	29
Hay, Other(tons)		13,000	1.65	21,200	42

Livestock - Jan 1, 2010		Number	Rank
All Cattle		41,000	48
Beef Cows		13,000	52
Milk Cows			



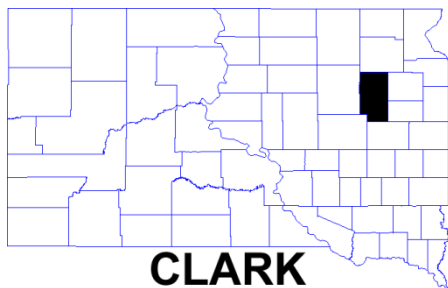
CHARLES MIX

2000 Census Population	9,350	
Land Area(acres)	702,900	
Census - 2007	Number	Rank
Number of Farms	693	10
Land in Farms(acres)	660,519	23
Total Cropland(acres)	403,374	12
Average Size Farm(acres)	953	40

Cash Receipts - 2008		Dollars	Rank
Crops		122,968,000	16
Livestock		102,008,000	2
Government Payments		8,092,000	13
Total Receipts		224,976,000	7

Crops - 2009	Planted Acres	Harvested Acres	Yield	Production	Rank
Corn, Grain(bu.)	123,400	118,300	160.0	18,924,000	15
Soybeans(bu.)	111,500	111,400	52.0	5,803,000	9
Sunflower, Oil(lbs)					
Sorghum(bu.)					
Wheat, Spring(bu.)					
Wheat, Winter(bu.)	79,500	77,700	57.5	4,487,000	1
Oats(bu.)	6,300	3,500	86.0	301,000	3
Hay, Alfalfa(tons)		45,000	3.15	142,000	10
Hay, Other(tons)		35,000	2.15	74,400	5

Livestock - Jan 1, 2010		Number	Rank
All Cattle		110,000	3
Beef Cows		39,000	10
Milk Cows		1,100	12



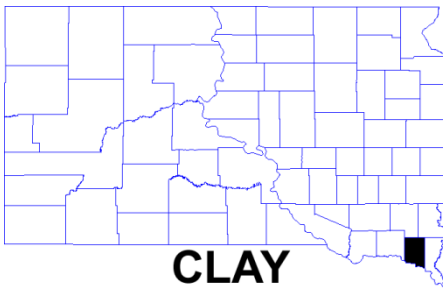
CLARK

2000 Census Population	4,143	
Land Area(acres)	613,127	
Census - 2007	Number	Rank
Number of Farms	577	19
Land in Farms(acres)	508,768	37
Total Cropland(acres)	335,735	20
Average Size Farm(acres)	882	42

Cash Receipts - 2008		Dollars	Rank
Crops		109,683,000	21
Livestock		75,693,000	13
Government Payments		7,504,000	16
Total Receipts		185,376,000	15

Crops - 2009	Planted Acres	Harvested Acres	Yield	Production	Rank
Corn, Grain(bu.)	114,400	108,400	149.0	16,107,000	19
Soybeans(bu.)	134,500	130,600	36.0	4,702,000	17
Sunflower, Oil(lbs)					
Sorghum(bu.)					
Wheat, Spring(bu.)	37,100	36,400	49.0	1,790,000	15
Wheat, Winter(bu.)	8,700	7,800	59.0	462,000	39
Oats(bu.)	2,100	900	86.0	77,000	31
Hay, Alfalfa(tons)		23,000	2.95	68,100	35
Hay, Other(tons)		17,000	1.85	31,800	25

Livestock - Jan 1, 2010		Number	Rank
All Cattle		65,000	22
Beef Cows		22,000	31
Milk Cows			



CLAY

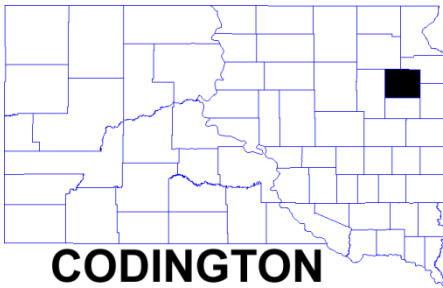
2000 Census Population 13,537
 Land Area (acres) 263,450

Census - 2007	Number	Rank
Number of Farms	484	29
Land in Farms(acres)	266,697	63
Total Cropland(acres)	237,334	41
Average Size Farm(acres)	551	56

Cash Receipts - 2008				Dollars	Rank
Crops				116,477,000	17
Livestock				14,953,000	59
Government Payments				6,120,000	26
Total Receipts				131,430,000	29

Crops - 2009	Planted Acres	Harvested Acres	Yield	Production	Rank
Corn, Grain(bu.)	103,400	102,800	186.0	19,134,000	14
Soybeans(bu.)	90,700	90,600	49.0	4,420,000	19
Sunflower, Oil(lbs)					
Sorghum(bu.)					
Wheat, Spring(bu.)					
Wheat, Winter(bu.)	4,500	4,400	62.5	275,000	47
Oats(bu.)					
Hay, Alfalfa(tons)		12,000	4.35	52,300	46
Hay, Other(tons)		2,000	1.70	3,400	65

Livestock - Jan 1, 2010		Number	Rank
All Cattle		9,000	66
Beef Cows		4,000	66
Milk Cows			



CODINGTON

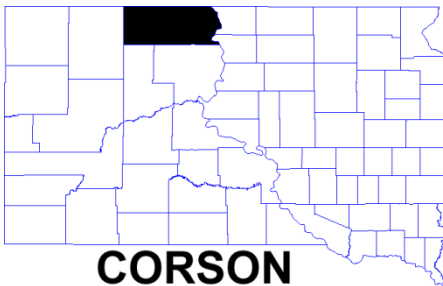
2000 Census Population 25,897
 Land Area (acres) 440,165

Census - 2007	Number	Rank
Number of Farms	663	12
Land in Farms(acres)	367,107	46
Total Cropland(acres)	247,710	38
Average Size Farm(acres)	554	55

Cash Receipts - 2008				Dollars	Rank
Crops				79,478,000	31
Livestock				56,397,000	24
Government Payments				6,024,000	29
Total Receipts				135,875,000	28

Crops - 2009	Planted Acres	Harvested Acres	Yield	Production	Rank
Corn, Grain(bu.)	83,800	65,500	139.0	9,130,000	36
Soybeans(bu.)	91,600	90,800	34.0	3,071,000	30
Sunflower, Oil(lbs)					
Sorghum(bu.)					
Wheat, Spring(bu.)	35,600	35,500	56.0	1,994,000	13
Wheat, Winter(bu.)					
Oats(bu.)	3,300	2,500	88.0	220,000	9
Hay, Alfalfa(tons)		24,000	3.00	71,800	32
Hay, Other(tons)		13,000	1.70	22,400	40

Livestock - Jan 1, 2010		Number	Rank
All Cattle		71,000	16
Beef Cows		17,000	45
Milk Cows		4,700	7



CORSON

2000 Census Population 4,181
 Land Area (acres) 1,582,757

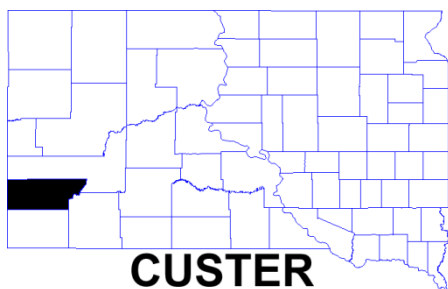
Census - 2007	Number	Rank
Number of Farms	392	38
Land in Farms(acres)	1,283,038	6
Total Cropland(acres)	372,883	16
Average Size Farm(acres)	3,273	12

Cash Receipts - 2008				Dollars	Rank
Crops				57,279,000	41
Livestock				36,583,000	39
Government Payments				5,134,000	39
Total Receipts				93,862,000	41

Crops - 2009	Planted Acres	Harvested Acres	Yield	Production	Rank
Corn, Grain(bu.)	23,700	20,600	86.0	1,770,000	48
Soybeans(bu.)					
Sunflower, Oil(lbs)	29,700	29,400	1,760.0	51,687,000	5
Sorghum(bu.)					
Wheat, Spring(bu.)	91,600	88,600	34.0	3,011,000	8
Wheat, Winter(bu.)	17,300	16,700	40.0	670,000	33
Oats(bu.)	12,000	3,500	65.0	228,000	8
Hay, Alfalfa(tons)		119,000	1.80	212,000	3
Hay, Other(tons)		33,000	1.80	59,400	10

Livestock - Jan 1, 2010		Number	Rank
All Cattle		103,000	4
Beef Cows		48,000	4
Milk Cows			

104 COUNTY PROFILES



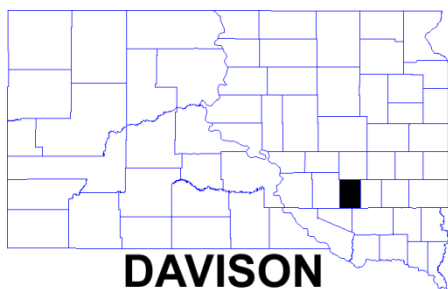
CUSTER

2000 Census Population	7,275	
Land Area(acres)	996,969	
Census - 2007	Number	Rank
Number of Farms	359	42
Land in Farms(acres)	601,129	28
Total Cropland(acres)	87,234	64
Average Size Farm(acres)	1,674	25

Cash Receipts - 2008		Dollars	Rank
Crops		1,078,000	66
Livestock		14,846,000	60
Government Payments		1,087,000	64
Total Receipts		15,924,000	66

Crops - 2009	Planted Acres	Harvested Acres	Yield	Production	Rank
Corn, Grain(bu.)					
Soybeans(bu.)					
Sunflower, Oil(lbs)					
Sorghum(bu.)					
Wheat, Spring(bu.)					
Wheat, Winter(bu.)					
Oats(bu.)					
Hay, Alfalfa(tons)		24,000	1.80	43,000	52
Hay, Other(tons)		7,000	1.05	7,400	61

Livestock - Jan 1, 2010		Number	Rank
All Cattle		26,000	62
Beef Cows		15,000	47
Milk Cows			



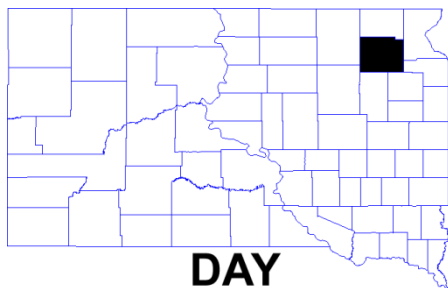
DAVISON

2000 Census Population	18,741	
Land Area(acres)	278,690	
Census - 2007	Number	Rank
Number of Farms	406	36
Land in Farms(acres)	279,524	61
Total Cropland(acres)	214,888	48
Average Size Farm(acres)	688	49

Cash Receipts - 2008		Dollars	Rank
Crops		66,164,000	34
Livestock		30,114,000	48
Government Payments		5,320,000	37
Total Receipts		96,278,000	39

Crops - 2009	Planted Acres	Harvested Acres	Yield	Production	Rank
Corn, Grain(bu.)	69,800	67,800	139.0	9,454,000	35
Soybeans(bu.)	57,900	57,700	45.5	2,621,000	31
Sunflower, Oil(lbs)					
Sorghum(bu.)					
Wheat, Spring(bu.)					
Wheat, Winter(bu.)	23,300	19,500	49.5	961,000	22
Oats(bu.)	1,700	900	61.0	55,000	41
Hay, Alfalfa(tons)		22,000	3.95	87,400	26
Hay, Other(tons)		9,000	2.10	19,100	44

Livestock - Jan 1, 2010		Number	Rank
All Cattle		32,000	56
Beef Cows		14,000	49
Milk Cows			



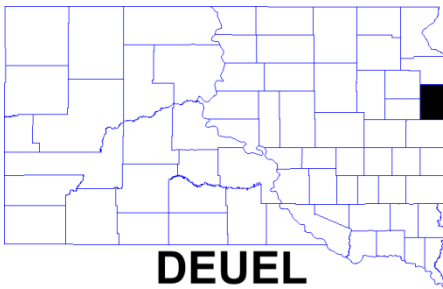
DAY

2000 Census Population	6,267	
Land Area(acres)	658,329	
Census - 2007	Number	Rank
Number of Farms	675	11
Land in Farms(acres)	567,218	30
Total Cropland(acres)	386,994	14
Average Size Farm(acres)	840	45

Cash Receipts - 2008		Dollars	Rank
Crops		99,300,000	24
Livestock		30,002,000	49
Government Payments		7,663,000	15
Total Receipts		129,302,000	32

Crops - 2009	Planted Acres	Harvested Acres	Yield	Production	Rank
Corn, Grain(bu.)	92,700	83,700	135.0	11,264,000	30
Soybeans(bu.)	136,500	130,000	35.0	4,579,000	18
Sunflower, Oil(lbs)					
Sorghum(bu.)					
Wheat, Spring(bu.)	55,200	52,900	53.5	2,835,000	9
Wheat, Winter(bu.)	6,800	5,800	45.5	264,000	48
Oats(bu.)	2,400	1,300	86.0	112,000	21
Hay, Alfalfa(tons)		22,000	2.85	62,600	38
Hay, Other(tons)		12,000	1.40	16,600	48

Livestock - Jan 1, 2010		Number	Rank
All Cattle		46,000	41
Beef Cows		19,000	37
Milk Cows		2,200	10



DEUEL

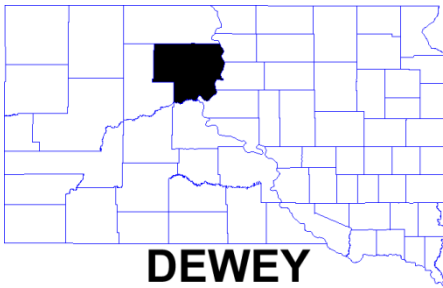
2000 Census Population 4,498
 Land Area (acres) 399,094

Census - 2007	Number	Rank
Number of Farms	583	18
Land in Farms(acres)	317,164	54
Total Cropland(acres)	199,572	53
Average Size Farm(acres)	544	58

Cash Receipts - 2008		Dollars	Rank
Crops		61,068,000	36
Livestock		69,430,000	17
Government Payments		6,425,000	24
Total Receipts		130,498,000	31

Crops - 2009	Planted Acres	Harvested Acres	Yield	Production	Rank
Corn, Grain(bu.)	90,400	75,300	156.0	11,759,000	28
Soybeans(bu.)	81,500	80,900	39.0	3,157,000	28
Sunflower, Oil(lbs)					
Sorghum(bu.)					
Wheat, Spring(bu.)	16,900	16,800	58.0	975,000	21
Wheat, Winter(bu.)					
Oats(bu.)	4,200	2,700	101.0	274,000	5
Hay, Alfalfa(tons)		26,000	3.70	96,300	21
Hay, Other(tons)		10,000	1.70	16,900	47

Livestock - Jan 1, 2010		Number	Rank
All Cattle		57,000	32
Beef Cows		18,000	40
Milk Cows		5,500	6



DEWEY

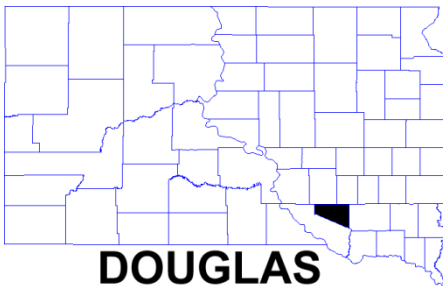
2000 Census Population 5,972
 Land Area (acres) 1,473,800

Census - 2007	Number	Rank
Number of Farms	410	35
Land in Farms(acres)	1,449,585	4
Total Cropland(acres)	249,994	36
Average Size Farm(acres)	3,536	9

Cash Receipts - 2008		Dollars	Rank
Crops		34,424,000	52
Livestock		35,567,000	40
Government Payments		2,934,000	58
Total Receipts		69,991,000	51

Crops - 2009	Planted Acres	Harvested Acres	Yield	Production	Rank
Corn, Grain(bu.)	20,200	17,200	91.0	1,564,000	49
Soybeans(bu.)					
Sunflower, Oil(lbs)	20,800	20,500	1,770.0	36,304,000	8
Sorghum(bu.)					
Wheat, Spring(bu.)	34,000	33,800	37.5	1,272,000	20
Wheat, Winter(bu.)	22,000	17,800	35.5	631,000	34
Oats(bu.)	7,600	3,600	68.0	244,000	7
Hay, Alfalfa(tons)		72,000	1.75	126,700	13
Hay, Other(tons)		23,000	1.30	29,500	29

Livestock - Jan 1, 2010		Number	Rank
All Cattle		75,000	12
Beef Cows		42,000	6
Milk Cows			



DOUGLAS

2000 Census Population 3,458
 Land Area (acres) 277,515

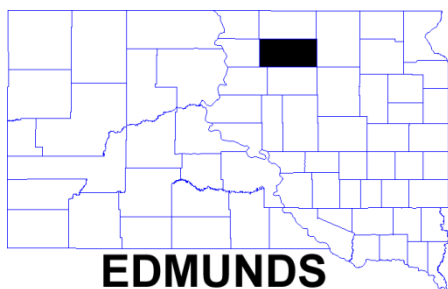
Census - 2007	Number	Rank
Number of Farms	363	41
Land in Farms(acres)	225,166	64
Total Cropland(acres)	157,298	59
Average Size Farm(acres)	620	53

Cash Receipts - 2008		Dollars	Rank
Crops		48,927,000	42
Livestock		72,908,000	15
Government Payments		4,405,000	46
Total Receipts		121,835,000	35

Crops - 2009	Planted Acres	Harvested Acres	Yield	Production	Rank
Corn, Grain(bu.)	67,300	64,800	164.0	10,596,000	32
Soybeans(bu.)	58,600	58,600	53.0	3,114,000	29
Sunflower, Oil(lbs)					
Sorghum(bu.)					
Wheat, Spring(bu.)	800	800	46.5	37,000	54
Wheat, Winter(bu.)	31,000	30,600	63.0	1,921,000	11
Oats(bu.)	1,600	1,000	76.0	76,000	32
Hay, Alfalfa(tons)		17,000	3.40	57,500	43
Hay, Other(tons)		14,000	2.20	30,600	27

Livestock - Jan 1, 2010		Number	Rank
All Cattle		43,000	46
Beef Cows		14,000	49
Milk Cows		1,000	15

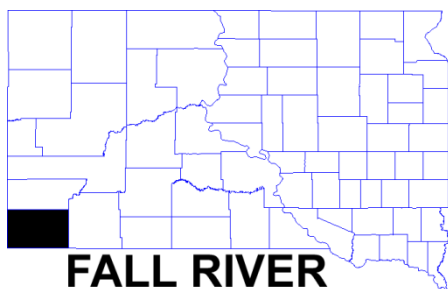
106 COUNTY PROFILES



EDMUNDS

2000 Census Population	4,367	
Land Area(acres)	733,217	
Census - 2007	Number	Rank
Number of Farms	425	34
Land in Farms(acres)	656,678	24
Total Cropland(acres)	454,285	8
Average Size Farm(acres)	1,545	28

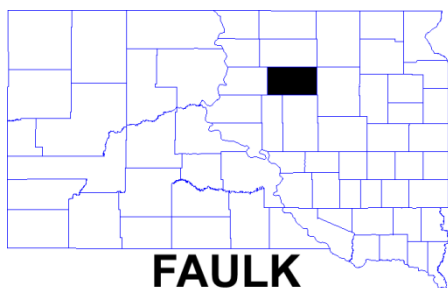
Cash Receipts - 2008				Dollars	Rank
Crops				144,915,000	8
Livestock				64,319,000	19
Government Payments				12,783,000	4
Total Receipts				209,234,000	12
Crops - 2009	Planted Acres	Harvested Acres	Yield	Production	Rank
Corn, Grain(bu.)	135,600	129,300	138.0	17,785,000	17
Soybeans(bu.)	139,500	137,200	41.0	5,659,000	11
Sunflower, Oil(lbs)	1,600	1,600	2,000.0	3,195,000	31
Sorghum(bu.)					
Wheat, Spring(bu.)	68,500	67,700	57.0	3,852,000	3
Wheat, Winter(bu.)					
Oats(bu.)	2,700	900	81.0	73,000	33
Hay, Alfalfa(tons)		33,000	2.90	96,400	20
Hay, Other(tons)		18,000	1.80	32,000	24
Livestock - Jan 1, 2010				Number	Rank
All Cattle				61,000	28
Beef Cows				26,000	25
Milk Cows				900	17



FALL RIVER

2000 Census Population	7,453	
Land Area(acres)	1,113,551	
Census - 2007	Number	Rank
Number of Farms	330	45
Land in Farms(acres)	949,697	15
Total Cropland(acres)	97,105	63
Average Size Farm(acres)	2,878	15

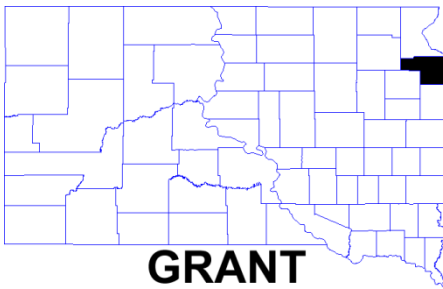
Cash Receipts - 2008				Dollars	Rank
Crops				3,932,000	65
Livestock				90,560,000	5
Government Payments				2,573,000	60
Total Receipts				94,492,000	40
Crops - 2009	Planted Acres	Harvested Acres	Yield	Production	Rank
Corn, Grain(bu.)					
Soybeans(bu.)					
Sunflower, Oil(lbs)					
Sorghum(bu.)					
Wheat, Spring(bu.)					
Wheat, Winter(bu.)					
Oats(bu.)					
Hay, Alfalfa(tons)		35,000	1.35	47,500	51
Hay, Other(tons)		5,000	0.90	4,400	64
Livestock - Jan 1, 2010				Number	Rank
All Cattle				70,000	18
Beef Cows				46,000	5
Milk Cows					



FAULK

2000 Census Population	2,640	
Land Area(acres)	640,148	
Census - 2007	Number	Rank
Number of Farms	294	51
Land in Farms(acres)	614,607	26
Total Cropland(acres)	373,400	15
Average Size Farm(acres)	2,091	21

Cash Receipts - 2008				Dollars	Rank
Crops				141,963,000	9
Livestock				38,601,000	37
Government Payments				4,292,000	47
Total Receipts				180,564,000	16
Crops - 2009	Planted Acres	Harvested Acres	Yield	Production	Rank
Corn, Grain(bu.)	92,000	87,000	140.0	12,149,000	26
Soybeans(bu.)	128,000	127,100	40.5	5,175,000	13
Sunflower, Oil(lbs)	5,900	5,900	1,650.0	9,719,000	19
Sorghum(bu.)					
Wheat, Spring(bu.)	64,000	63,200	56.0	3,534,000	4
Wheat, Winter(bu.)					
Oats(bu.)	1,300	300	80.0	24,000	54
Hay, Alfalfa(tons)		32,000	2.55	81,700	28
Hay, Other(tons)		25,000	1.70	42,000	17
Livestock - Jan 1, 2010				Number	Rank
All Cattle				57,000	32
Beef Cows				26,000	25
Milk Cows					



GRANT

2000 Census Population 7,847
 Land Area (acres) 436,818

Census - 2007	Number	Rank
Number of Farms	555	22
Land in Farms(acres)	363,689	48
Total Cropland(acres)	263,680	29
Average Size Farm(acres)	655	52

Cash Receipts - 2008		Dollars	Rank
Crops		87,625,000	29
Livestock		70,769,000	16
Government Payments		5,640,000	33
Total Receipts		158,394,000	22

Crops - 2009	Planted Acres	Harvested Acres	Yield	Production	Rank
Corn, Grain(bu.)	91,600	80,300	161.0	12,962,000	24
Soybeans(bu.)	98,300	97,100	39.0	3,789,000	21
Sunflower, Oil(lbs)					
Sorghum(bu.)					
Wheat, Spring(bu.)	27,600	27,300	54.5	1,482,000	19
Wheat, Winter(bu.)	12,300	12,000	61.5	735,000	30
Oats(bu.)	2,300	1,500	76.0	114,000	20
Hay, Alfalfa(tons)		22,000	3.25	71,400	33
Hay, Other(tons)		10,000	1.40	14,000	52

Livestock - Jan 1, 2010		Number	Rank
All Cattle		60,000	30
Beef Cows		12,000	56
Milk Cows		9,200	2



GREGORY

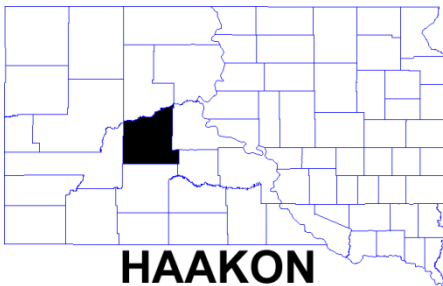
2000 Census Population 4,792
 Land Area (acres) 650,224

Census - 2007	Number	Rank
Number of Farms	511	28
Land in Farms(acres)	654,445	25
Total Cropland(acres)	256,276	33
Average Size Farm(acres)	1,281	34

Cash Receipts - 2008		Dollars	Rank
Crops		59,784,000	37
Livestock		45,957,000	33
Government Payments		3,492,000	54
Total Receipts		105,741,000	36

Crops - 2009	Planted Acres	Harvested Acres	Yield	Production	Rank
Corn, Grain(bu.)	51,000	46,500	129.0	6,005,000	42
Soybeans(bu.)	25,600	25,000	45.5	1,136,000	39
Sunflower, Oil(lbs)					
Sorghum(bu.)					
Wheat, Spring(bu.)	6,100	4,600	30.0	138,000	45
Wheat, Winter(bu.)	26,000	23,800	45.0	1,066,000	20
Oats(bu.)					
Hay, Alfalfa(tons)		62,000	2.45	151,500	8
Hay, Other(tons)		23,000	1.80	41,000	19

Livestock - Jan 1, 2010		Number	Rank
All Cattle		81,000	9
Beef Cows		35,000	13
Milk Cows			



HAAKON

2000 Census Population 2,196
 Land Area (acres) 1,160,391

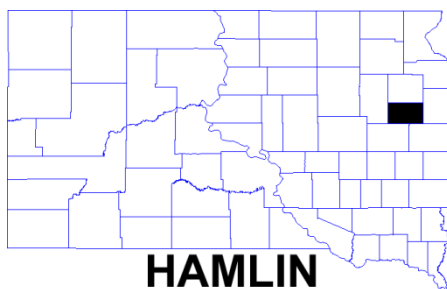
Census - 2007	Number	Rank
Number of Farms	284	52
Land in Farms(acres)	1,151,144	9
Total Cropland(acres)	324,654	23
Average Size Farm(acres)	4,053	6

Cash Receipts - 2008		Dollars	Rank
Crops		41,355,000	48
Livestock		32,274,000	45
Government Payments		7,504,000	16
Total Receipts		73,629,000	48

Crops - 2009	Planted Acres	Harvested Acres	Yield	Production	Rank
Corn, Grain(bu.)	8,700	6,800	87.0	590,000	54
Soybeans(bu.)					
Sunflower, Oil(lbs)	23,400	22,800	1,580.0	36,040,000	9
Sorghum(bu.)					
Wheat, Spring(bu.)	16,100	15,300	32.0	486,000	32
Wheat, Winter(bu.)	109,000	98,500	34.0	3,371,000	4
Oats(bu.)					
Hay, Alfalfa(tons)		69,000	1.30	88,100	25
Hay, Other(tons)		34,000	1.35	45,100	15

Livestock - Jan 1, 2010		Number	Rank
All Cattle		71,000	16
Beef Cows		37,000	11
Milk Cows			

108 COUNTY PROFILES



HAMLIN

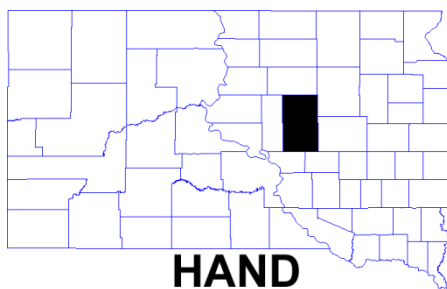
2000 Census Population 5,540
 Land Area(acres) 327,167

Census - 2007	Number	Rank
Number of Farms	449	31
Land in Farms(acres)	309,740	57
Total Cropland(acres)	244,785	39
Average Size Farm(acres)	690	48

Cash Receipts - 2008		Dollars	Rank
Crops		93,356,000	26
Livestock		51,665,000	28
Government Payments		4,838,000	42
Total Receipts		145,021,000	25

Crops - 2009	Planted Acres	Harvested Acres	Yield	Production	Rank
Corn, Grain(bu.)	97,900	90,800	163.0	14,758,000	21
Soybeans(bu.)	89,800	89,400	39.5	3,514,000	25
Sunflower, Oil(lbs)					
Sorghum(bu.)					
Wheat, Spring(bu.)	9,800	9,700	56.5	548,000	31
Wheat, Winter(bu.)	5,500	5,500	64.0	352,000	44
Oats(bu.)	1,500	1,000	100.0	100,000	25
Hay, Alfalfa(tons)		10,000	3.75	37,400	57
Hay, Other(tons)		5,000	1.80	8,900	57

Livestock - Jan 1, 2010		Number	Rank
All Cattle		48,000	40
Beef Cows		12,000	56
Milk Cows		6,200	4



HAND

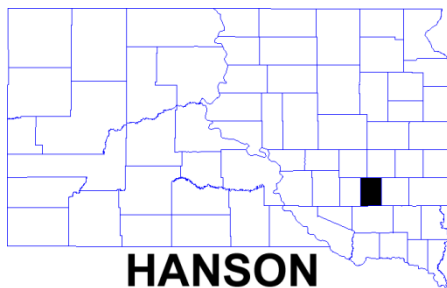
2000 Census Population 3,741
 Land Area(acres) 919,492

Census - 2007	Number	Rank
Number of Farms	484	29
Land in Farms(acres)	898,741	18
Total Cropland(acres)	506,248	4
Average Size Farm(acres)	1,857	23

Cash Receipts - 2008		Dollars	Rank
Crops		159,265,000	6
Livestock		63,215,000	20
Government Payments		9,222,000	7
Total Receipts		222,480,000	8

Crops - 2009	Planted Acres	Harvested Acres	Yield	Production	Rank
Corn, Grain(bu.)	140,100	129,100	135.0	17,415,000	18
Soybeans(bu.)	85,300	84,300	41.5	3,480,000	26
Sunflower, Oil(lbs)	27,500	26,500	1,820.0	48,200,000	6
Sorghum(bu.)					
Wheat, Spring(bu.)	70,600	68,500	49.5	3,397,000	5
Wheat, Winter(bu.)	63,000	55,700	52.0	2,883,000	5
Oats(bu.)	3,000	500	40.0	20,000	57
Hay, Alfalfa(tons)		55,000	2.35	128,300	12
Hay, Other(tons)		53,000	1.40	74,000	6

Livestock - Jan 1, 2010		Number	Rank
All Cattle		100,000	7
Beef Cows		41,000	7
Milk Cows			



HANSON

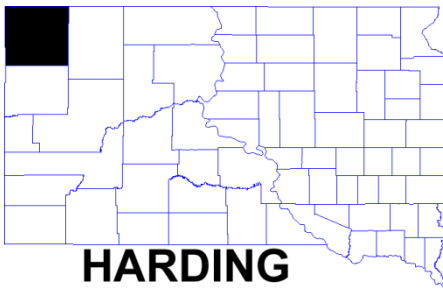
2000 Census Population 3,139
 Land Area(acres) 278,205

Census - 2007	Number	Rank
Number of Farms	308	47
Land in Farms(acres)	219,023	65
Total Cropland(acres)	174,403	57
Average Size Farm(acres)	711	46

Cash Receipts - 2008		Dollars	Rank
Crops		59,021,000	38
Livestock		31,954,000	46
Government Payments		5,084,000	40
Total Receipts		90,975,000	43

Crops - 2009	Planted Acres	Harvested Acres	Yield	Production	Rank
Corn, Grain(bu.)	81,900	77,400	154.0	11,894,000	27
Soybeans(bu.)	77,000	76,300	48.0	3,646,000	23
Sunflower, Oil(lbs)					
Sorghum(bu.)					
Wheat, Spring(bu.)					
Wheat, Winter(bu.)	15,500	13,900	53.5	741,000	29
Oats(bu.)					
Hay, Alfalfa(tons)		10,000	3.85	38,400	56
Hay, Other(tons)		4,000	2.20	8,800	58

Livestock - Jan 1, 2010		Number	Rank
All Cattle		34,000	54
Beef Cows		14,000	49
Milk Cows		1,000	15



HARDING

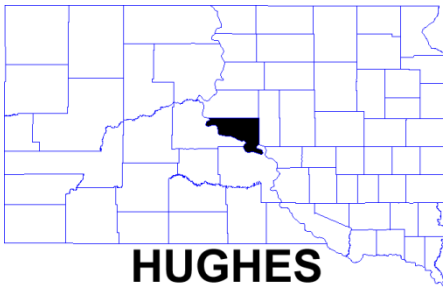
2000 Census Population 1,353
 Land Area (acres) 1,709,161

Census - 2007	Number	Rank
Number of Farms	252	56
Land in Farms(acres)	1,596,101	3
Total Cropland(acres)	207,638	49
Average Size Farm(acres)	6,334	1

Cash Receipts - 2008		Dollars	Rank
Crops		15,513,000	58
Livestock		34,307,000	42
Government Payments		3,704,000	53
Total Receipts		49,820,000	60

Crops - 2009	Planted Acres	Harvested Acres	Yield	Production	Rank
Corn, Grain(bu.)					
Soybeans(bu.)					
Sunflower, Oil(lbs)					
Sorghum(bu.)					
Wheat, Spring(bu.)					
Wheat, Winter(bu.)					
Oats(bu.)	7,200	1,700	49.0	83,000	29
Hay, Alfalfa(tons)		83,000	1.30	109,400	17
Hay, Other(tons)		55,000	1.25	70,000	7

Livestock - Jan 1, 2010		Number	Rank
All Cattle		64,000	24
Beef Cows		40,000	8
Milk Cows			



HUGHES

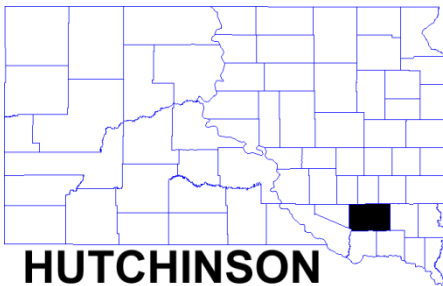
2000 Census Population 16,481
 Land Area (acres) 474,221

Census - 2007	Number	Rank
Number of Farms	305	48
Land in Farms(acres)	411,199	43
Total Cropland(acres)	235,077	43
Average Size Farm(acres)	1,348	32

Cash Receipts - 2008		Dollars	Rank
Crops		64,587,000	35
Livestock		20,851,000	54
Government Payments		6,114,000	27
Total Receipts		85,438,000	44

Crops - 2009	Planted Acres	Harvested Acres	Yield	Production	Rank
Corn, Grain(bu.)	33,900	31,400	126.0	3,949,000	44
Soybeans(bu.)					
Sunflower, Oil(lbs)	42,100	40,900	2,060.0	84,300,000	2
Sorghum(bu.)					
Wheat, Spring(bu.)	57,500	57,200	31.5	1,793,000	14
Wheat, Winter(bu.)	61,800	55,700	35.5	1,986,000	10
Oats(bu.)	2,000	1,400	46.0	65,000	36
Hay, Alfalfa(tons)		7,000	1.35	9,300	65
Hay, Other(tons)		16,000	1.55	24,900	36

Livestock - Jan 1, 2010		Number	Rank
All Cattle		38,000	51
Beef Cows		11,000	61
Milk Cows			



HUTCHINSON

2000 Census Population 8,075
 Land Area (acres) 520,341

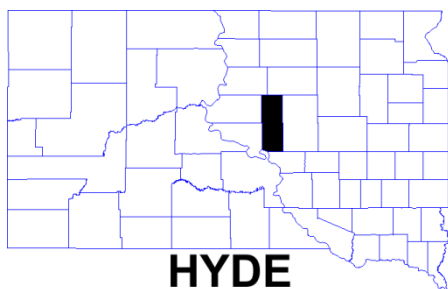
Census - 2007	Number	Rank
Number of Farms	723	8
Land in Farms(acres)	509,775	36
Total Cropland(acres)	394,680	13
Average Size Farm(acres)	705	47

Cash Receipts - 2008		Dollars	Rank
Crops		135,440,000	10
Livestock		90,217,000	7
Government Payments		8,704,000	9
Total Receipts		225,657,000	6

Crops - 2009	Planted Acres	Harvested Acres	Yield	Production	Rank
Corn, Grain(bu.)	161,400	145,900	147.0	21,390,000	10
Soybeans(bu.)	144,500	136,700	47.5	6,480,000	3
Sunflower, Oil(lbs)					
Sorghum(bu.)					
Wheat, Spring(bu.)					
Wheat, Winter(bu.)	26,200	21,600	48.0	1,032,000	21
Oats(bu.)	1,800	1,300	81.0	105,000	23
Hay, Alfalfa(tons)		24,000	3.85	92,000	23
Hay, Other(tons)		13,000	2.15	27,700	31

Livestock - Jan 1, 2010		Number	Rank
All Cattle		65,000	22
Beef Cows		23,000	30
Milk Cows		2,600	9

110 COUNTY PROFILES



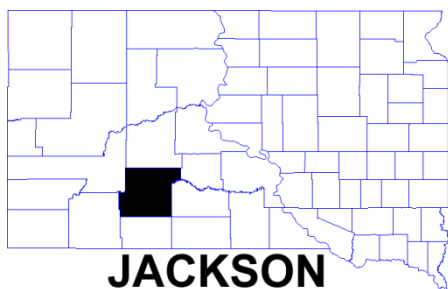
HYDE

2000 Census Population	1,671	
Land Area(acres)	551,085	
Census - 2007	Number	Rank
Number of Farms	181	63
Land in Farms(acres)	480,989	38
Total Cropland(acres)	207,217	50
Average Size Farm(acres)	2,657	17

Cash Receipts - 2008		Dollars	Rank
Crops		38,929,000	50
Livestock		18,997,000	57
Government Payments		4,715,000	45
Total Receipts		57,926,000	54

Crops - 2009	Planted Acres	Harvested Acres	Yield	Production	Rank
Corn, Grain(bu.)					
Soybeans(bu.)					
Sunflower, Oil(lbs)					
Sorghum(bu.)					
Wheat, Spring(bu.)					
Wheat, Winter(bu.)					
Oats(bu.)	1,500	900	52.0	47,000	44
Hay, Alfalfa(tons)		22,000	1.60	34,900	59
Hay, Other(tons)		17,000	1.40	24,100	37

Livestock - Jan 1, 2010		Number	Rank
All Cattle		53,000	37
Beef Cows		25,000	28
Milk Cows			



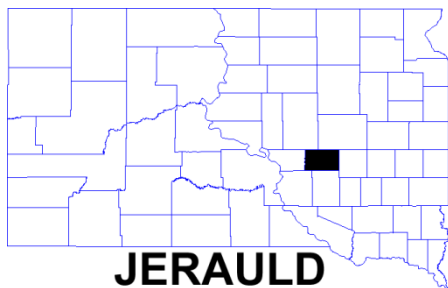
JACKSON

2000 Census Population	2,930	
Land Area(acres)	1,196,347	
Census - 2007	Number	Rank
Number of Farms	297	50
Land in Farms(acres)	1,184,156	8
Total Cropland(acres)	228,994	45
Average Size Farm(acres)	3,987	7

Cash Receipts - 2008		Dollars	Rank
Crops		30,933,000	54
Livestock		26,257,000	51
Government Payments		3,207,000	56
Total Receipts		57,190,000	56

Crops - 2009	Planted Acres	Harvested Acres	Yield	Production	Rank
Corn, Grain(bu.)					
Soybeans(bu.)					
Sunflower, Oil(lbs)					
Sorghum(bu.)					
Wheat, Spring(bu.)					
Wheat, Winter(bu.)					
Oats(bu.)	2,000	800	35.0	28,000	51
Hay, Alfalfa(tons)		60,000	1.30	78,500	30
Hay, Other(tons)		23,000	1.20	27,200	32

Livestock - Jan 1, 2010		Number	Rank
All Cattle		58,000	31
Beef Cows		36,000	12
Milk Cows			



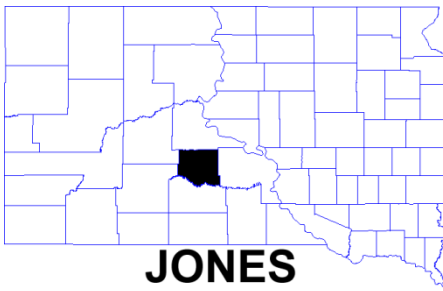
JERAULD

2000 Census Population	2,295	
Land Area(acres)	339,381	
Census - 2007	Number	Rank
Number of Farms	239	58
Land in Farms(acres)	328,624	51
Total Cropland(acres)	185,566	55
Average Size Farm(acres)	1,375	31

Cash Receipts - 2008		Dollars	Rank
Crops		58,296,000	40
Livestock		33,971,000	43
Government Payments		3,778,000	52
Total Receipts		92,267,000	42

Crops - 2009	Planted Acres	Harvested Acres	Yield	Production	Rank
Corn, Grain(bu.)	47,300	46,600	129.0	6,018,000	41
Soybeans(bu.)	25,900	25,800	42.0	1,085,000	40
Sunflower, Oil(lbs)					
Sorghum(bu.)					
Wheat, Spring(bu.)	6,800	6,300	48.0	303,000	36
Wheat, Winter(bu.)					
Oats(bu.)	1,400	900	67.0	60,000	39
Hay, Alfalfa(tons)		22,000	3.00	66,100	36
Hay, Other(tons)		12,000	1.90	22,900	39

Livestock - Jan 1, 2010		Number	Rank
All Cattle		46,000	41
Beef Cows		20,000	35
Milk Cows			



JONES

2000 Census Population 1,193
 Land Area (acres) 621,209

Census - 2007	Number	Rank
Number of Farms	163	65
Land in Farms(acres)	519,314	32
Total Cropland(acres)	190,525	54
Average Size Farm(acres)	3,186	13

Cash Receipts - 2008		Dollars	Rank
Crops		28,903,000	56
Livestock		14,488,000	62
Government Payments		2,870,000	59
Total Receipts		43,391,000	61

Crops - 2009	Planted Acres	Harvested Acres	Yield	Production	Rank
Corn, Grain(bu.)					
Soybeans(bu.)					
Sunflower, Oil(lbs)	12,800	12,600	1,920.0	24,254,000	11
Sorghum(bu.)					
Wheat, Spring(bu.)	11,000	10,800	27.5	297,000	37
Wheat, Winter(bu.)	48,000	45,600	33.0	1,497,000	15
Oats(bu.)	3,400	2,500	63.0	158,000	13
Hay, Alfalfa(tons)		35,000	1.20	42,400	53
Hay, Other(tons)		33,000	2.10	69,700	8

Livestock - Jan 1, 2010		Number	Rank
All Cattle		43,000	46
Beef Cows		21,000	32
Milk Cows			



KINGSBURY

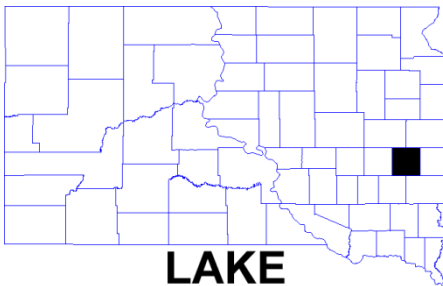
2000 Census Population 5,815
 Land Area (acres) 536,592

Census - 2007	Number	Rank
Number of Farms	551	23
Land in Farms(acres)	477,481	39
Total Cropland(acres)	356,912	17
Average Size Farm(acres)	867	43

Cash Receipts - 2008		Dollars	Rank
Crops		128,004,000	14
Livestock		84,002,000	11
Government Payments		5,927,000	30
Total Receipts		212,006,000	11

Crops - 2009	Planted Acres	Harvested Acres	Yield	Production	Rank
Corn, Grain(bu.)	138,600	130,600	161.0	21,083,000	11
Soybeans(bu.)	145,000	144,600	40.0	5,777,000	10
Sunflower, Oil(lbs)					
Sorghum(bu.)					
Wheat, Spring(bu.)	12,200	12,000	51.0	614,000	27
Wheat, Winter(bu.)	11,000	8,100	48.0	390,000	41
Oats(bu.)	2,200	1,800	99.0	179,000	11
Hay, Alfalfa(tons)		26,000	3.75	97,100	19
Hay, Other(tons)		9,000	2.00	18,200	45

Livestock - Jan 1, 2010		Number	Rank
All Cattle		80,000	10
Beef Cows		30,000	18
Milk Cows		1,100	12



LAKE

2000 Census Population 11,276
 Land Area (acres) 360,491

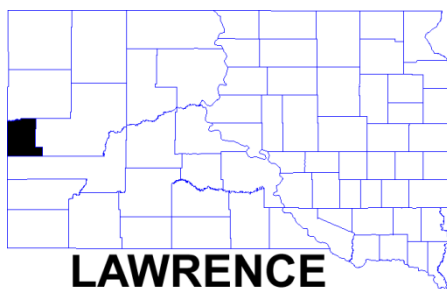
Census - 2007	Number	Rank
Number of Farms	514	27
Land in Farms(acres)	314,946	55
Total Cropland(acres)	260,009	30
Average Size Farm(acres)	613	54

Cash Receipts - 2008		Dollars	Rank
Crops		108,343,000	22
Livestock		48,666,000	31
Government Payments		5,331,000	36
Total Receipts		157,009,000	23

Crops - 2009	Planted Acres	Harvested Acres	Yield	Production	Rank
Corn, Grain(bu.)	126,400	119,400	180.0	21,488,000	9
Soybeans(bu.)	106,500	106,400	47.0	5,013,000	16
Sunflower, Oil(lbs)					
Sorghum(bu.)					
Wheat, Spring(bu.)					
Wheat, Winter(bu.)					
Oats(bu.)	1,800	1,100	75.0	83,000	29
Hay, Alfalfa(tons)		13,000	3.90	51,000	47
Hay, Other(tons)		4,000	2.15	8,500	59

Livestock - Jan 1, 2010		Number	Rank
All Cattle		31,000	57
Beef Cows		13,000	52
Milk Cows		1,600	11

112 COUNTY PROFILES



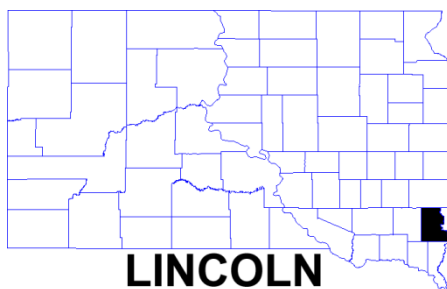
LAWRENCE

2000 Census Population	21,802	
Land Area(acres)	512,039	
Census - 2007	Number	Rank
Number of Farms	301	49
Land in Farms(acres)	133,503	66
Total Cropland(acres)	30,531	66
Average Size Farm(acres)	444	64

Cash Receipts - 2008		Dollars	Rank
Crops		6,037,000	63
Livestock		10,104,000	65
Government Payments		96,000	66
Total Receipts		16,141,000	65

Crops - 2009	Planted Acres	Harvested Acres	Yield	Production	Rank
Corn, Grain(bu.)					
Soybeans(bu.)					
Sunflower, Oil(lbs)					
Sorghum(bu.)					
Wheat, Spring(bu.)					
Wheat, Winter(bu.)					
Oats(bu.)					
Hay, Alfalfa(tons)		16,000	2.30	36,400	58
Hay, Other(tons)		6,000	1.35	8,000	60

Livestock - Jan 1, 2010		Number	Rank
All Cattle		13,000	65
Beef Cows		7,000	63
Milk Cows			



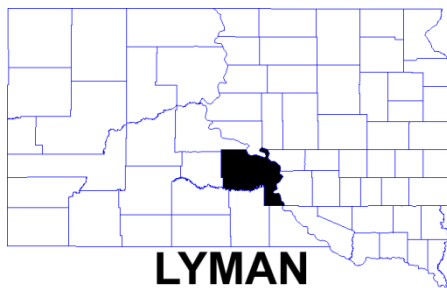
LINCOLN

2000 Census Population	24,131	
Land Area(acres)	370,009	
Census - 2007	Number	Rank
Number of Farms	855	6
Land in Farms(acres)	332,762	50
Total Cropland(acres)	303,444	25
Average Size Farm(acres)	389	65

Cash Receipts - 2008		Dollars	Rank
Crops		167,272,000	4
Livestock		49,702,000	30
Government Payments		7,059,000	19
Total Receipts		216,974,000	10

Crops - 2009	Planted Acres	Harvested Acres	Yield	Production	Rank
Corn, Grain(bu.)	150,100	147,600	177.0	26,061,000	6
Soybeans(bu.)	129,000	128,500	46.0	5,929,000	8
Sunflower, Oil(lbs)					
Sorghum(bu.)					
Wheat, Spring(bu.)					
Wheat, Winter(bu.)	3,000	2,700	46.0	124,000	56
Oats(bu.)	800	400	88.0	35,000	49
Hay, Alfalfa(tons)		9,000	3.65	32,800	60
Hay, Other(tons)		3,000	1.90	5,700	63

Livestock - Jan 1, 2010		Number	Rank
All Cattle		35,000	53
Beef Cows		7,000	63
Milk Cows			



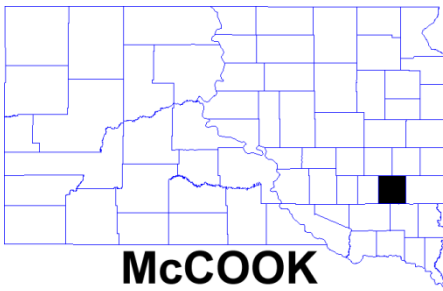
LYMAN

2000 Census Population	3,895	
Land Area(acres)	1,049,653	
Census - 2007	Number	Rank
Number of Farms	443	32
Land in Farms(acres)	976,457	14
Total Cropland(acres)	467,693	7
Average Size Farm(acres)	2,204	19

Cash Receipts - 2008		Dollars	Rank
Crops		91,521,000	27
Livestock		31,207,000	47
Government Payments		10,229,000	6
Total Receipts		122,728,000	34

Crops - 2009	Planted Acres	Harvested Acres	Yield	Production	Rank
Corn, Grain(bu.)	32,600	31,600	118.0	3,728,000	45
Soybeans(bu.)	3,400	3,000	60.0	180,000	47
Sunflower, Oil(lbs)	30,600	30,000	1,530.0	46,035,000	7
Sorghum(bu.)	53,000	42,200	67.0	2,840,000	1
Wheat, Spring(bu.)	24,200	23,900	39.0	929,000	22
Wheat, Winter(bu.)	93,000	88,600	48.5	4,289,000	2
Oats(bu.)	3,400	1,900	81.0	153,000	15
Hay, Alfalfa(tons)		30,000	1.70	50,400	49
Hay, Other(tons)		35,000	1.30	45,600	14

Livestock - Jan 1, 2010		Number	Rank
All Cattle		67,000	21
Beef Cows		30,000	18
Milk Cows			



McCOOK

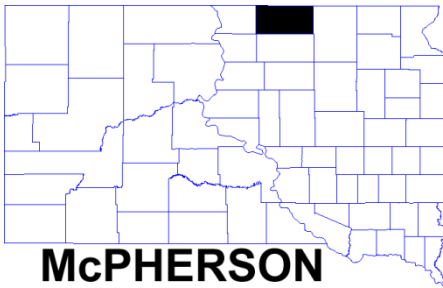
2000 Census Population 5,832
 Land Area (acres) 367,721

Census - 2007	Number	Rank
Number of Farms	545	24
Land in Farms(acres)	363,408	49
Total Cropland(acres)	289,157	26
Average Size Farm(acres)	667	51

Cash Receipts - 2008				Dollars	Rank
Crops				114,348,000	18
Livestock				52,858,000	27
Government Payments				5,720,000	32
Total Receipts				167,206,000	20

Crops - 2009	Planted Acres	Harvested Acres	Yield	Production	Rank
Corn, Grain(bu.)	126,000	119,000	161.0	19,177,000	13
Soybeans(bu.)	113,500	113,200	46.0	5,203,000	12
Sunflower, Oil(lbs)					
Sorghum(bu.)					
Wheat, Spring(bu.)					
Wheat, Winter(bu.)	1,400	1,100	49.0	54,000	60
Oats(bu.)	1,900	1,200	83.0	100,000	25
Hay, Alfalfa(tons)		11,000	4.35	48,100	50
Hay, Other(tons)		5,000	2.20	10,900	55

Livestock - Jan 1, 2010		Number	Rank
All Cattle		45,000	45
Beef Cows		16,000	46
Milk Cows			



McPHERSON

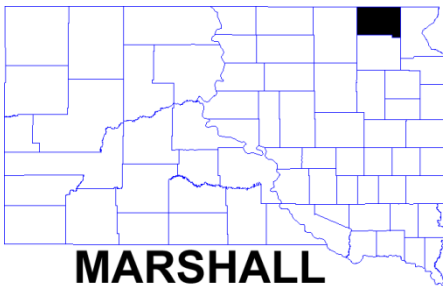
2000 Census Population 2,904
 Land Area (acres) 727,689

Census - 2007	Number	Rank
Number of Farms	398	37
Land in Farms(acres)	518,187	34
Total Cropland(acres)	250,292	35
Average Size Farm(acres)	1,302	33

Cash Receipts - 2008				Dollars	Rank
Crops				42,685,000	46
Livestock				60,477,000	21
Government Payments				6,411,000	25
Total Receipts				103,162,000	38

Crops - 2009	Planted Acres	Harvested Acres	Yield	Production	Rank
Corn, Grain(bu.)	69,800	55,700	117.0	6,491,000	39
Soybeans(bu.)	62,800	62,300	33.0	2,044,000	36
Sunflower, Oil(lbs)	9,200	9,100	1,450.0	13,217,000	18
Sorghum(bu.)					
Wheat, Spring(bu.)	37,400	37,300	46.5	1,736,000	16
Wheat, Winter(bu.)					
Oats(bu.)	5,600	3,300	81.0	268,000	6
Hay, Alfalfa(tons)		66,000	2.90	190,300	5
Hay, Other(tons)		45,000	1.70	75,800	4

Livestock - Jan 1, 2010		Number	Rank
All Cattle		69,000	19
Beef Cows		34,000	14
Milk Cows			



MARSHALL

2000 Census Population 4,576
 Land Area (acres) 536,888

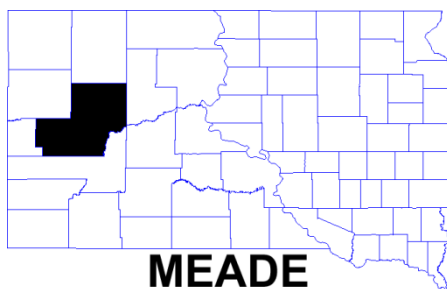
Census - 2007	Number	Rank
Number of Farms	523	25
Land in Farms(acres)	534,178	31
Total Cropland(acres)	328,243	21
Average Size Farm(acres)	1,021	38

Cash Receipts - 2008				Dollars	Rank
Crops				98,176,000	25
Livestock				96,274,000	3
Government Payments				6,592,000	23
Total Receipts				194,450,000	14

Crops - 2009	Planted Acres	Harvested Acres	Yield	Production	Rank
Corn, Grain(bu.)	87,600	77,500	142.0	11,037,000	31
Soybeans(bu.)	85,300	78,800	32.0	2,506,000	33
Sunflower, Oil(lbs)					
Sorghum(bu.)					
Wheat, Spring(bu.)	12,100	12,000	49.5	594,000	29
Wheat, Winter(bu.)					
Oats(bu.)	1,900	1,300	100.0	130,000	19
Hay, Alfalfa(tons)		17,000	3.25	54,900	44
Hay, Other(tons)		16,000	1.70	27,200	32

Livestock - Jan 1, 2010		Number	Rank
All Cattle		68,000	20
Beef Cows		27,000	24
Milk Cows			

114 COUNTY PROFILES



MEADE

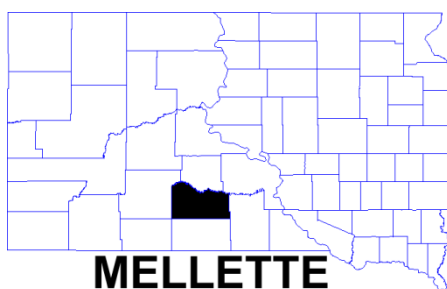
2000 Census Population 24,253
 Land Area(acres) 2,221,341

Census - 2007	Number	Rank
Number of Farms	879	5
Land in Farms(acres)	2,208,880	1
Total Cropland(acres)	520,398	3
Average Size Farm(acres)	2,513	18

Cash Receipts - 2008		Dollars	Rank
Crops		45,778,000	44
Livestock		57,758,000	23
Government Payments		7,188,000	18
Total Receipts		103,536,000	37

Crops - 2009	Planted Acres	Harvested Acres	Yield	Production	Rank
Corn, Grain(bu.)					
Soybeans(bu.)					
Sunflower, Oil(lbs)	6,600	6,500	1,260.0	8,190,000	21
Sorghum(bu.)					
Wheat, Spring(bu.)					
Wheat, Winter(bu.)	60,700	53,500	31.0	1,664,000	13
Oats(bu.)	4,000	400	45.0	18,000	58
Hay, Alfalfa(tons)		205,000	1.95	402,000	1
Hay, Other(tons)		52,000	1.60	82,500	3

Livestock - Jan 1, 2010		Number	Rank
All Cattle		124,000	2
Beef Cows		73,000	1
Milk Cows			



MELLETTTE

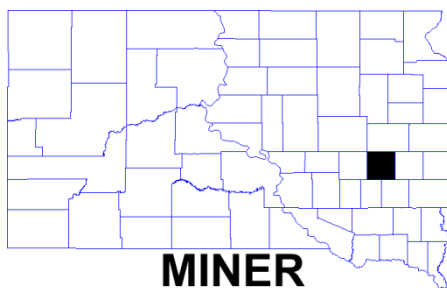
2000 Census Population 2,083
 Land Area(acres) 836,232

Census - 2007	Number	Rank
Number of Farms	216	61
Land in Farms(acres)	729,778	22
Total Cropland(acres)	127,274	61
Average Size Farm(acres)	3,379	10

Cash Receipts - 2008		Dollars	Rank
Crops		4,479,000	64
Livestock		45,924,000	34
Government Payments		1,939,000	62
Total Receipts		50,403,000	59

Crops - 2009	Planted Acres	Harvested Acres	Yield	Production	Rank
Corn, Grain(bu.)					
Soybeans(bu.)					
Sunflower, Oil(lbs)	4,800	4,700	1,520.0	7,138,000	25
Sorghum(bu.)					
Wheat, Spring(bu.)					
Wheat, Winter(bu.)	26,700	23,600	32.0	756,000	28
Oats(bu.)					
Hay, Alfalfa(tons)		46,000	1.35	61,700	39
Hay, Other(tons)		10,000	1.35	13,300	54

Livestock - Jan 1, 2010		Number	Rank
All Cattle		54,000	35
Beef Cows		30,000	18
Milk Cows			



MINER

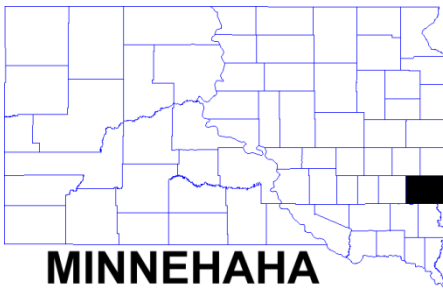
2000 Census Population 2,884
 Land Area(acres) 365,042

Census - 2007	Number	Rank
Number of Farms	356	43
Land in Farms(acres)	300,076	59
Total Cropland(acres)	201,746	52
Average Size Farm(acres)	843	44

Cash Receipts - 2008		Dollars	Rank
Crops		46,479,000	43
Livestock		32,720,000	44
Government Payments		4,763,000	44
Total Receipts		79,199,000	45

Crops - 2009	Planted Acres	Harvested Acres	Yield	Production	Rank
Corn, Grain(bu.)	82,000	78,500	167.0	13,137,000	23
Soybeans(bu.)	73,200	73,000	47.5	3,477,000	27
Sunflower, Oil(lbs)					
Sorghum(bu.)					
Wheat, Spring(bu.)	3,000	3,000	38.0	114,000	47
Wheat, Winter(bu.)					
Oats(bu.)	1,500	700	96.0	67,000	35
Hay, Alfalfa(tons)		18,000	3.35	60,400	40
Hay, Other(tons)		9,000	2.20	19,700	43

Livestock - Jan 1, 2010		Number	Rank
All Cattle		40,000	50
Beef Cows		18,000	40
Milk Cows		500	20



MINNEHAHA

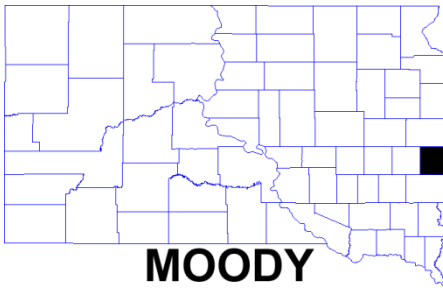
2000 Census Population 148,281
 Land Area (acres) 517,873

Census - 2007	Number	Rank
Number of Farms	1,194	1
Land in Farms(acres)	421,416	42
Total Cropland(acres)	326,402	22
Average Size Farm(acres)	353	66

Cash Receipts - 2008				Dollars	Rank
Crops				159,447,000	5
Livestock				90,239,000	6
Government Payments				6,847,000	20
Total Receipts				249,686,000	4

Crops - 2009	Planted Acres	Harvested Acres	Yield	Production	Rank
Corn, Grain(bu.)	176,000	162,000	172.0	27,879,000	3
Soybeans(bu.)	131,500	131,100	47.5	6,208,000	4
Sunflower, Oil(lbs)					
Sorghum(bu.)					
Wheat, Spring(bu.)					
Wheat, Winter(bu.)					
Oats(bu.)	1,600	600	92.0	55,000	41
Hay, Alfalfa(tons)		32,000	4.10	130,600	11
Hay, Other(tons)		7,000	1.95	13,700	53

Livestock - Jan 1, 2010		Number	Rank
All Cattle		77,000	11
Beef Cows		20,000	35
Milk Cows		7,100	3



MOODY

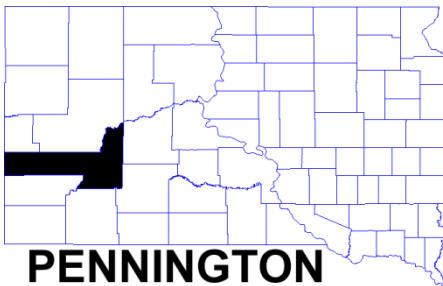
2000 Census Population 6,595
 Land Area (acres) 332,611

Census - 2007	Number	Rank
Number of Farms	556	21
Land in Farms(acres)	293,395	60
Total Cropland(acres)	235,483	42
Average Size Farm(acres)	528	60

Cash Receipts - 2008				Dollars	Rank
Crops				110,880,000	20
Livestock				88,080,000	10
Government Payments				5,594,000	34
Total Receipts				198,960,000	13

Crops - 2009	Planted Acres	Harvested Acres	Yield	Production	Rank
Corn, Grain(bu.)	140,600	138,600	164.0	22,749,000	8
Soybeans(bu.)	84,500	84,400	43.0	3,638,000	24
Sunflower, Oil(lbs)					
Sorghum(bu.)					
Wheat, Spring(bu.)					
Wheat, Winter(bu.)					
Oats(bu.)					
Hay, Alfalfa(tons)		11,000	3.85	42,200	54
Hay, Other(tons)		11,000	1.55	17,100	46

Livestock - Jan 1, 2010		Number	Rank
All Cattle		49,000	39
Beef Cows		13,000	52
Milk Cows		5,700	5



PENNINGTON

2000 Census Population 88,565
 Land Area (acres) 1,776,877

Census - 2007	Number	Rank
Number of Farms	655	14
Land in Farms(acres)	1,185,055	7
Total Cropland(acres)	280,265	28
Average Size Farm(acres)	1,809	24

Cash Receipts - 2008				Dollars	Rank
Crops				33,572,000	53
Livestock				37,777,000	38
Government Payments				4,049,000	50
Total Receipts				71,349,000	50

Crops - 2009	Planted Acres	Harvested Acres	Yield	Production	Rank
Corn, Grain(bu.)	13,000	10,900	51.0	557,000	55
Soybeans(bu.)					
Sunflower, Oil(lbs)					
Sorghum(bu.)					
Wheat, Spring(bu.)	17,400	17,400	37.0	642,000	26
Wheat, Winter(bu.)	45,500	37,200	34.5	1,284,000	17
Oats(bu.)	2,600	1,000	23.0	23,000	55
Hay, Alfalfa(tons)		101,000	1.80	181,800	6
Hay, Other(tons)		11,000	1.45	15,900	50

Livestock - Jan 1, 2010		Number	Rank
All Cattle		63,000	25
Beef Cows		30,000	18
Milk Cows			

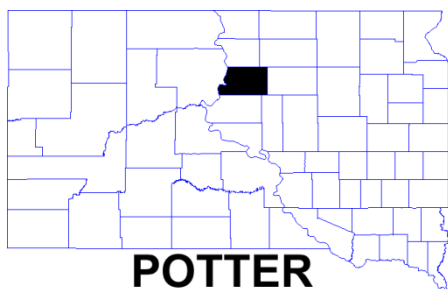
116 COUNTY PROFILES



PERKINS

2000 Census Population	3,363	
Land Area(acres)	1,837,925	
Census - 2007	Number	Rank
Number of Farms	432	33
Land in Farms(acres)	1,829,157	2
Total Cropland(acres)	427,292	10
Average Size Farm(acres)	4,234	5

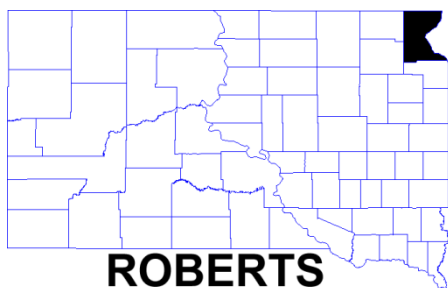
Cash Receipts - 2008				Dollars	Rank
Crops				28,722,000	57
Livestock				50,330,000	29
Government Payments				6,103,000	28
Total Receipts				79,052,000	46
Crops - 2009	Planted Acres	Harvested Acres	Yield	Production	Rank
Corn, Grain(bu.)					
Soybeans(bu.)					
Sunflower, Oil(lbs)					
Sorghum(bu.)					
Wheat, Spring(bu.)	79,300	76,100	30.5	2,333,000	12
Wheat, Winter(bu.)					
Oats(bu.)	14,500	3,200	43.0	137,000	17
Hay, Alfalfa(tons)		161,000	1.45	230,800	2
Hay, Other(tons)		50,000	1.65	83,700	2
Livestock - Jan 1, 2010				Number	Rank
All Cattle				102,000	5
Beef Cows				58,000	3
Milk Cows					



POTTER

2000 Census Population	2,693	
Land Area(acres)	554,579	
Census - 2007	Number	Rank
Number of Farms	238	59
Land in Farms(acres)	516,683	35
Total Cropland(acres)	355,942	18
Average Size Farm(acres)	2,171	20

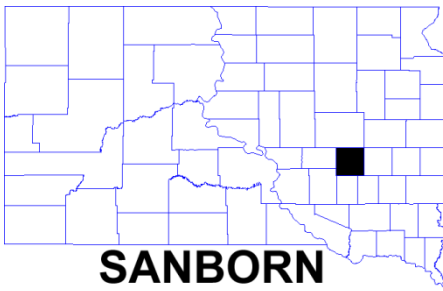
Cash Receipts - 2008				Dollars	Rank
Crops				113,927,000	19
Livestock				13,887,000	64
Government Payments				11,641,000	5
Total Receipts				127,814,000	33
Crops - 2009	Planted Acres	Harvested Acres	Yield	Production	Rank
Corn, Grain(bu.)	79,200	79,000	122.0	9,670,000	34
Soybeans(bu.)					
Sunflower, Oil(lbs)	40,500	40,300	2,010.0	80,988,000	3
Sorghum(bu.)					
Wheat, Spring(bu.)	77,600	77,200	54.0	4,180,000	1
Wheat, Winter(bu.)	59,300	55,500	51.5	2,862,000	6
Oats(bu.)	2,400	1,400	94.0	131,000	18
Hay, Alfalfa(tons)		15,000	2.00	30,100	61
Hay, Other(tons)		20,000	1.55	30,800	26
Livestock - Jan 1, 2010				Number	Rank
All Cattle				27,000	61
Beef Cows				13,000	52
Milk Cows					



ROBERTS

2000 Census Population	10,016	
Land Area(acres)	704,856	
Census - 2007	Number	Rank
Number of Farms	887	4
Land in Farms(acres)	592,889	29
Total Cropland(acres)	412,361	11
Average Size Farm(acres)	668	50

Cash Receipts - 2008				Dollars	Rank
Crops				132,553,000	11
Livestock				45,084,000	35
Government Payments				8,891,000	8
Total Receipts				177,637,000	17
Crops - 2009	Planted Acres	Harvested Acres	Yield	Production	Rank
Corn, Grain(bu.)	121,900	118,900	152.0	18,064,000	16
Soybeans(bu.)	173,500	171,400	35.0	6,025,000	6
Sunflower, Oil(lbs)					
Sorghum(bu.)					
Wheat, Spring(bu.)	44,700	44,400	55.5	2,470,000	10
Wheat, Winter(bu.)					
Oats(bu.)	1,300	800	78.0	62,000	37
Hay, Alfalfa(tons)		26,000	3.00	77,500	31
Hay, Other(tons)		29,000	1.30	38,200	20
Livestock - Jan 1, 2010				Number	Rank
All Cattle				54,000	35
Beef Cows				21,000	32
Milk Cows					



SANBORN

2000 Census Population	2,675
Land Area (acres)	364,192
Census - 2007	Rank
Number of Farms	44
Land in Farms(acres)	53
Total Cropland(acres)	56
Average Size Farm(acres)	41

Cash Receipts - 2008		Dollars	Rank
Crops		38,204,000	51
Livestock		34,885,000	41
Government Payments		4,268,000	48
Total Receipts		73,089,000	49

Crops - 2009	Planted Acres	Harvested Acres	Yield	Production	Rank
Corn, Grain(bu.)	70,000	64,000	153.0	9,765,000	33
Soybeans(bu.)	48,400	48,300	45.5	2,189,000	35
Sunflower, Oil(lbs)					
Sorghum(bu.)					
Wheat, Spring(bu.)					
Wheat, Winter(bu.)	10,000	8,500	43.5	368,000	42
Oats(bu.)					
Hay, Alfalfa(tons)		30,000	3.30	98,700	18
Hay, Other(tons)		23,000	2.15	49,700	11

Livestock - Jan 1, 2010		Number	Rank
All Cattle		55,000	34
Beef Cows		21,000	32
Milk Cows			



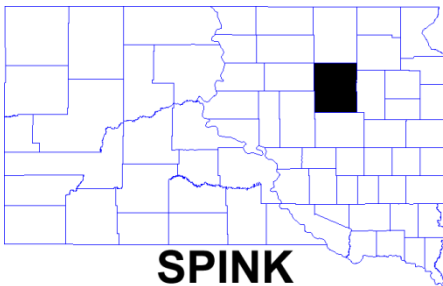
SHANNON

2000 Census Population	12,466
Land Area (acres)	1,340,131
Census - 2007	Rank
Number of Farms	57
Land in Farms(acres)	5
Total Cropland(acres)	62
Average Size Farm(acres)	3

Cash Receipts - 2008		Dollars	Rank
Crops		8,319,000	61
Livestock		14,415,000	63
Government Payments		2,485,000	61
Total Receipts		22,734,000	63

Crops - 2009	Planted Acres	Harvested Acres	Yield	Production	Rank
Corn, Grain(bu.)					
Soybeans(bu.)					
Sunflower, Oil(lbs)					
Sorghum(bu.)					
Wheat, Spring(bu.)	2,500	2,400	30.0	72,000	50
Wheat, Winter(bu.)	24,800	22,300	32.5	721,000	32
Oats(bu.)					
Hay, Alfalfa(tons)		18,000	1.35	24,400	62
Hay, Other(tons)		8,000	1.30	10,200	56

Livestock - Jan 1, 2010		Number	Rank
All Cattle		29,000	58
Beef Cows		18,000	40
Milk Cows			



SPINK

2000 Census Population	7,454
Land Area (acres)	962,551
Census - 2007	Rank
Number of Farms	15
Land in Farms(acres)	17
Total Cropland(acres)	2
Average Size Farm(acres)	29

Cash Receipts - 2008		Dollars	Rank
Crops		278,490,000	2
Livestock		81,387,000	12
Government Payments		14,201,000	2
Total Receipts		359,877,000	2

Crops - 2009	Planted Acres	Harvested Acres	Yield	Production	Rank
Corn, Grain(bu.)	226,300	221,300	154.0	34,160,000	2
Soybeans(bu.)	290,500	284,500	39.0	11,032,000	1
Sunflower, Oil(lbs)					
Sorghum(bu.)					
Wheat, Spring(bu.)	64,200	63,700	51.0	3,238,000	7
Wheat, Winter(bu.)	18,100	17,600	48.0	847,000	25
Oats(bu.)	1,000	800	76.0	61,000	38
Hay, Alfalfa(tons)		31,000	2.75	85,900	27
Hay, Other(tons)		18,000	1.70	30,500	28

Livestock - Jan 1, 2010		Number	Rank
All Cattle		82,000	8
Beef Cows		34,000	14
Milk Cows			

118 COUNTY PROFILES



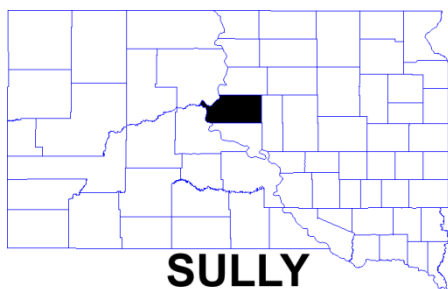
STANLEY

2000 Census Population	2,772	
Land Area	(acres) 923,760	
Census - 2007	Number	Rank
Number of Farms	165	64
Land in Farms	(acres) 921,110	16
Total Cropland	(acres) 233,630	44
Average Size Farm	(acres) 5,582	2

Cash Receipts - 2008		Dollars	Rank
Crops		41,756,000	47
Livestock		10,006,000	66
Government Payments		5,903,000	31
Total Receipts		51,762,000	57

Crops - 2009	Planted Acres	Harvested Acres	Yield	Production	Rank
Corn, Grain	(bu.)				
Soybeans	(bu.)				
Sunflower, Oil	(lbs)				
Sorghum	(bu.)				
Wheat, Spring	(bu.)				
Wheat, Winter	(bu.)				
Oats	(bu.)				
Hay, Alfalfa	(tons)	17,000	1.00	17,200	63
Hay, Other	(tons)	32,000	1.05	33,300	22

Livestock - Jan 1, 2010		Number	Rank
All Cattle		29,000	58
Beef Cows		19,000	37
Milk Cows			



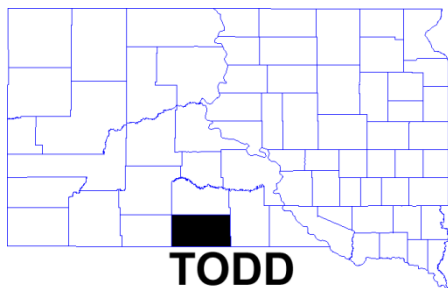
SULLY

2000 Census Population	1,556	
Land Area	(acres) 644,453	
Census - 2007	Number	Rank
Number of Farms	195	62
Land in Farms	(acres) 608,976	27
Total Cropland	(acres) 488,937	6
Average Size Farm	(acres) 3,123	14

Cash Receipts - 2008		Dollars	Rank
Crops		151,321,000	7
Livestock		15,052,000	58
Government Payments		12,952,000	3
Total Receipts		166,373,000	21

Crops - 2009	Planted Acres	Harvested Acres	Yield	Production	Rank
Corn, Grain	(bu.) 94,900	94,300	130.0	12,285,000	25
Soybeans	(bu.) 15,700	15,600	42.5	665,000	43
Sunflower, Oil	(lbs) 91,900	91,400	2,040.0	186,070,000	1
Sorghum	(bu.)				
Wheat, Spring	(bu.) 111,000	110,400	37.5	4,143,000	2
Wheat, Winter	(bu.) 115,200	107,700	37.5	4,029,000	3
Oats	(bu.)				
Hay, Alfalfa	(tons)	3,000	1.65	4,900	66
Hay, Other	(tons)	13,000	1.65	21,600	41

Livestock - Jan 1, 2010		Number	Rank
All Cattle		18,000	64
Beef Cows		9,000	62
Milk Cows			



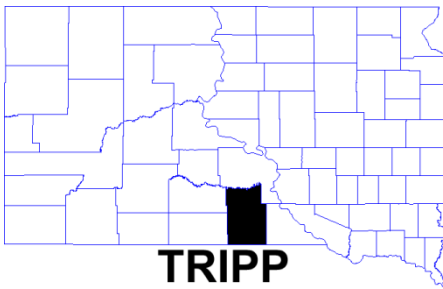
TODD

2000 Census Population	9,050	
Land Area	(acres) 888,464	
Census - 2007	Number	Rank
Number of Farms	258	55
Land in Farms	(acres) 869,445	19
Total Cropland	(acres) 139,607	60
Average Size Farm	(acres) 3,370	11

Cash Receipts - 2008		Dollars	Rank
Crops		14,917,000	59
Livestock		26,563,000	50
Government Payments		1,067,000	65
Total Receipts		41,480,000	62

Crops - 2009	Planted Acres	Harvested Acres	Yield	Production	Rank
Corn, Grain	(bu.) 12,500	12,000	127.0	1,520,000	51
Soybeans	(bu.) 2,000	1,200	44.0	53,000	48
Sunflower, Oil	(lbs)				
Sorghum	(bu.)				
Wheat, Spring	(bu.)				
Wheat, Winter	(bu.) 7,800	5,800	34.0	197,000	52
Oats	(bu.)				
Hay, Alfalfa	(tons)	59,000	1.55	90,200	24
Hay, Other	(tons)	33,000	1.10	36,200	21

Livestock - Jan 1, 2010		Number	Rank
All Cattle		61,000	28
Beef Cows		32,000	17
Milk Cows			



TRIPP

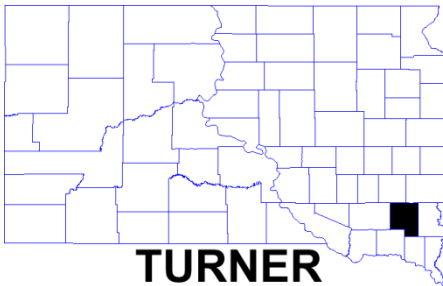
2000 Census Population 6,430
 Land Area (acres) 1,032,727

Census - 2007	Number	Rank
Number of Farms	624	15
Land in Farms(acres)	1,014,336	13
Total Cropland(acres)	440,874	9
Average Size Farm(acres)	1,626	26

Cash Receipts - 2008		Dollars	Rank
Crops		80,667,000	30
Livestock		96,045,000	4
Government Payments		8,097,000	12
Total Receipts		176,712,000	19

Crops - 2009	Planted Acres	Harvested Acres	Yield	Production	Rank
Corn, Grain(bu.)	81,500	76,300	109.0	8,332,000	38
Soybeans(bu.)	20,600	20,400	42.0	853,000	42
Sunflower, Oil(lbs)	13,300	13,200	1,650.0	21,735,000	15
Sorghum(bu.)	29,000	23,000	56.0	1,284,000	2
Wheat, Spring(bu.)					
Wheat, Winter(bu.)	69,500	66,600	37.0	2,455,000	7
Oats(bu.)	10,600	5,900	68.0	403,000	1
Hay, Alfalfa(tons)		92,000	2.25	205,800	4
Hay, Other(tons)		66,000	1.40	91,200	1

Livestock - Jan 1, 2010		Number	Rank
All Cattle		147,000	1
Beef Cows		61,000	2
Milk Cows			



TURNER

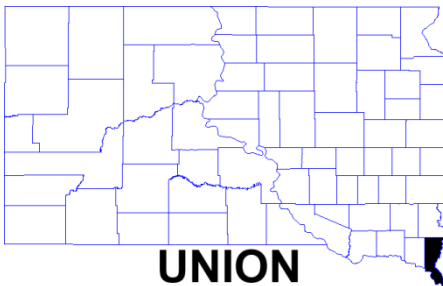
2000 Census Population 8,849
 Land Area (acres) 394,799

Census - 2007	Number	Rank
Number of Farms	722	9
Land in Farms(acres)	371,436	45
Total Cropland(acres)	308,316	24
Average Size Farm(acres)	514	61

Cash Receipts - 2008		Dollars	Rank
Crops		129,865,000	13
Livestock		90,188,000	8
Government Payments		6,639,000	22
Total Receipts		220,053,000	9

Crops - 2009	Planted Acres	Harvested Acres	Yield	Production	Rank
Corn, Grain(bu.)	158,000	150,400	182.0	27,376,000	4
Soybeans(bu.)	119,000	118,700	50.5	6,016,000	7
Sunflower, Oil(lbs)					
Sorghum(bu.)					
Wheat, Spring(bu.)					
Wheat, Winter(bu.)	8,500	8,300	60.5	504,000	38
Oats(bu.)	1,400	1,000	86.0	86,000	28
Hay, Alfalfa(tons)		17,000	3.50	59,900	42
Hay, Other(tons)		8,000	2.10	16,600	48

Livestock - Jan 1, 2010		Number	Rank
All Cattle		50,000	38
Beef Cows		12,000	56
Milk Cows		4,600	8



UNION

2000 Census Population 12,584
 Land Area (acres) 294,659

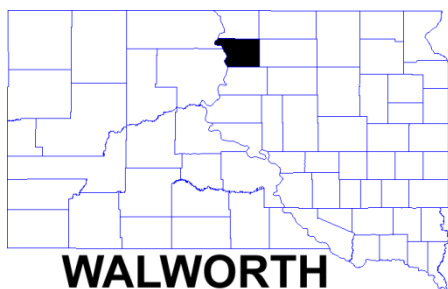
Census - 2007	Number	Rank
Number of Farms	521	26
Land in Farms(acres)	278,916	62
Total Cropland(acres)	251,355	34
Average Size Farm(acres)	535	59

Cash Receipts - 2008		Dollars	Rank
Crops		130,710,000	12
Livestock		46,781,000	32
Government Payments		6,649,000	21
Total Receipts		177,491,000	18

Crops - 2009	Planted Acres	Harvested Acres	Yield	Production	Rank
Corn, Grain(bu.)	123,400	122,900	189.0	23,187,000	7
Soybeans(bu.)	102,500	102,400	50.0	5,125,000	14
Sunflower, Oil(lbs)					
Sorghum(bu.)					
Wheat, Spring(bu.)					
Wheat, Winter(bu.)	600	400	45.0	18,000	65
Oats(bu.)	1,400	800	75.0	60,000	39
Hay, Alfalfa(tons)		9,000	4.30	38,800	55
Hay, Other(tons)		2,000	1.55	3,100	66

Livestock - Jan 1, 2010		Number	Rank
All Cattle		24,000	63
Beef Cows		6,000	65
Milk Cows		600	19

120 COUNTY PROFILES



WALWORTH

2000 Census Population	5,974
Land Area(acres)	453,021
Census - 2007	Rank
Number of Farms	279
Land in Farms(acres)	444,128
Total Cropland(acres)	238,320
Average Size Farm(acres)	1,592

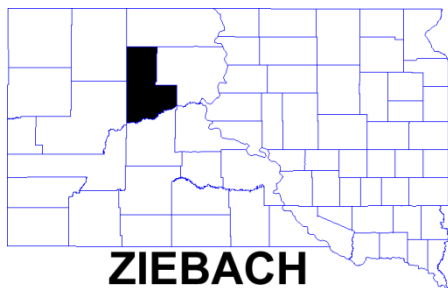
Cash Receipts - 2008				Dollars	Rank
Crops				58,659,000	39
Livestock				19,577,000	56
Government Payments				5,159,000	38
Total Receipts				78,236,000	47
Crops - 2009	Planted Acres	Harvested Acres	Yield	Production	Rank
Corn, Grain(bu.)	56,200	51,600	121.0	6,232,000	40
Soybeans(bu.)	40,600	40,500	38.5	1,551,000	37
Sunflower, Oil(lbs)	12,800	12,800	2,010.0	25,680,000	10
Sorghum(bu.)					
Wheat, Spring(bu.)	62,500	61,800	52.5	3,241,000	6
Wheat, Winter(bu.)	9,200	9,000	57.5	517,000	37
Oats(bu.)	3,400	1,600	98.0	157,000	14
Hay, Alfalfa(tons)		26,000	1.95	50,900	48
Hay, Other(tons)		23,000	1.80	41,500	18
Livestock - Jan 1, 2010				Number	Rank
All Cattle				34,000	54
Beef Cows				19,000	37
Milk Cows					



YANKTON

2000 Census Population	21,652
Land Area(acres)	333,836
Census - 2007	Rank
Number of Farms	658
Land in Farms(acres)	322,242
Total Cropland(acres)	249,268
Average Size Farm(acres)	490

Cash Receipts - 2008				Dollars	Rank
Crops				103,286,000	23
Livestock				53,542,000	25
Government Payments				4,836,000	43
Total Receipts				156,828,000	24
Crops - 2009	Planted Acres	Harvested Acres	Yield	Production	Rank
Corn, Grain(bu.)	95,600	89,600	169.0	15,138,000	20
Soybeans(bu.)	74,800	73,700	51.0	3,743,000	22
Sunflower, Oil(lbs)					
Sorghum(bu.)					
Wheat, Spring(bu.)					
Wheat, Winter(bu.)	6,200	4,500	52.5	236,000	50
Oats(bu.)					
Hay, Alfalfa(tons)		29,000	4.25	123,000	14
Hay, Other(tons)		4,000	1.85	7,300	62
Livestock - Jan 1, 2010				Number	Rank
All Cattle				38,000	51
Beef Cows				12,000	56
Milk Cows					



ZIEBACH

2000 Census Population	2,519
Land Area(acres)	1,255,994
Census - 2007	Rank
Number of Farms	234
Land in Farms(acres)	1,058,403
Total Cropland(acres)	258,648
Average Size Farm(acres)	4,523

Cash Receipts - 2008				Dollars	Rank
Crops				29,908,000	55
Livestock				21,819,000	53
Government Payments				3,795,000	51
Total Receipts				51,727,000	58
Crops - 2009	Planted Acres	Harvested Acres	Yield	Production	Rank
Corn, Grain(bu.)	6,300	6,100	101.0	615,000	53
Soybeans(bu.)	800	800	20.5	16,500	54
Sunflower, Oil(lbs)					
Sorghum(bu.)					
Wheat, Spring(bu.)	18,500	17,900	24.0	434,000	34
Wheat, Winter(bu.)	58,200	43,900	35.5	1,563,000	14
Oats(bu.)	4,500	2,200	66.0	145,000	16
Hay, Alfalfa(tons)		39,000	1.55	60,300	41
Hay, Other(tons)		19,000	1.25	23,900	38
Livestock - Jan 1, 2010				Number	Rank
All Cattle				46,000	41
Beef Cows				29,000	22
Milk Cows					