

**CROP PRICES RECEIVED, MARKETING YEAR AVERAGE,
SOUTH DAKOTA AND UNITED STATES, 2005-2009 1/**

CROP	UNIT	2005	2006	2007	2008	2009 2/
-----DOLLARS-----						
SOUTH DAKOTA						
CORN FOR GRAIN	BU.	1.79	2.88	4.17	3.78	3.40
SOYBEANS	BU.	5.39	6.03	9.60	9.65	9.05
WHEAT, ALL	BU.	3.65	4.44	6.42	6.92	5.10
HAY, ALL	TON	62.50	79.50	97.00	93.00	78.00
SUNFLOWER, ALL	CWT.	11.40	15.00	22.00	19.70	12.80
SORGHUM FOR GRAIN	CWT.	3.36	5.88	7.06	5.62	4.90
OATS	BU.	1.58	2.08	2.87	2.68	2.15
BARLEY	BU.	2.11	2.51	4.55	5.06	3.05
FLAXSEED	BU.	5.67	5.66	12.80	11.30	8.70
PROSO MILLET	BU.	3.15	4.15	4.80	3.35	2.60
DRY EDIBLE BEANS	CWT.	20.00	18.70	24.80	29.60	26.50
UNITED STATES						
CORN FOR GRAIN	BU.	2.00	3.04	4.20	4.06	3.70
SOYBEANS	BU.	5.66	6.43	10.10	9.97	9.45
WHEAT, ALL	BU.	3.42	4.26	6.48	6.78	4.85
HAY, ALL	TON	98.20	110.00	127.00	152.00	111.00
SUNFLOWER, ALL	CWT.	12.10	14.50	21.70	21.80	14.50
SORGHUM FOR GRAIN	CWT.	3.33	5.88	7.28	5.72	5.90
OATS	BU.	1.63	1.87	2.63	3.15	2.10
BARLEY	BU.	2.53	2.85	4.02	5.37	4.40
FLAXSEED	BU.	5.94	5.80	13.00	12.70	8.75
PROSO MILLET	BU.	3.19	4.09	4.67	3.23	2.84
DRY EDIBLE BEANS	CWT.	18.50	22.10	28.80	34.60	30.90

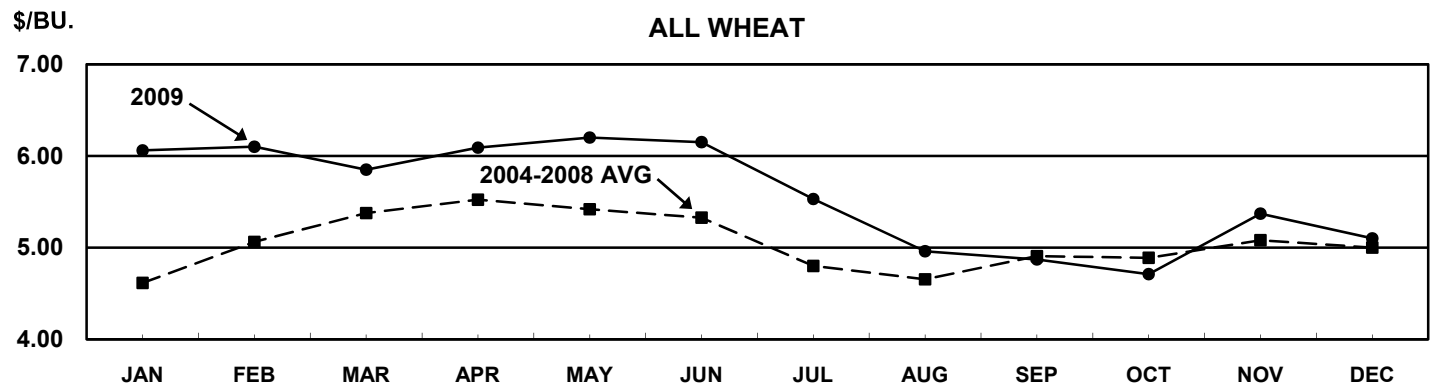
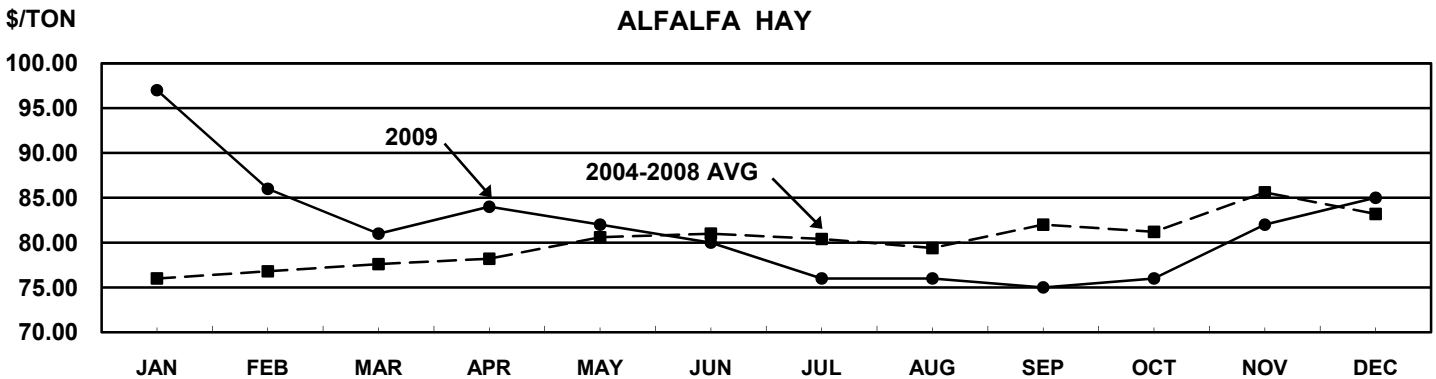
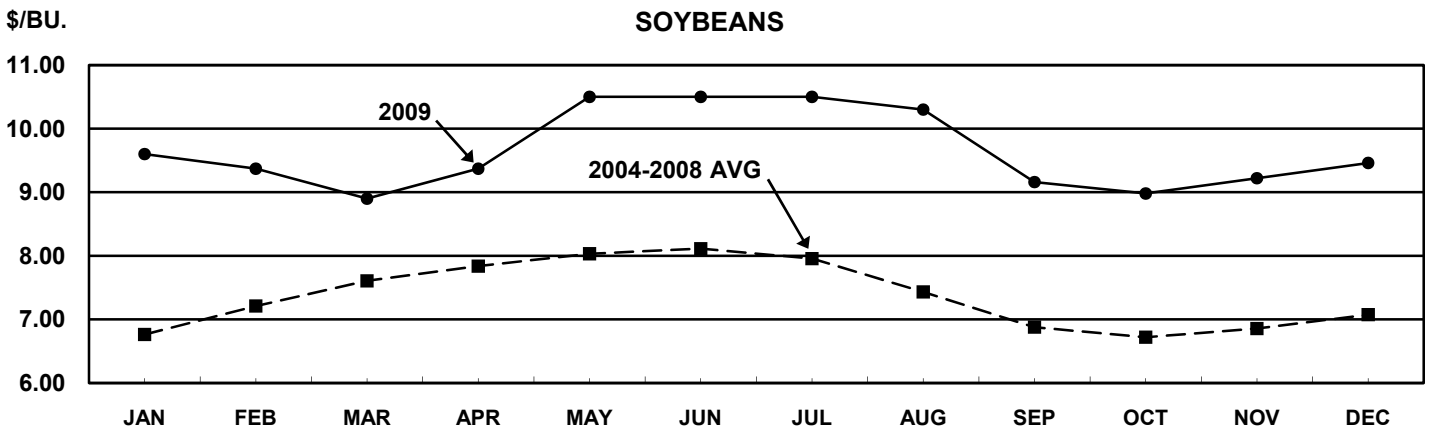
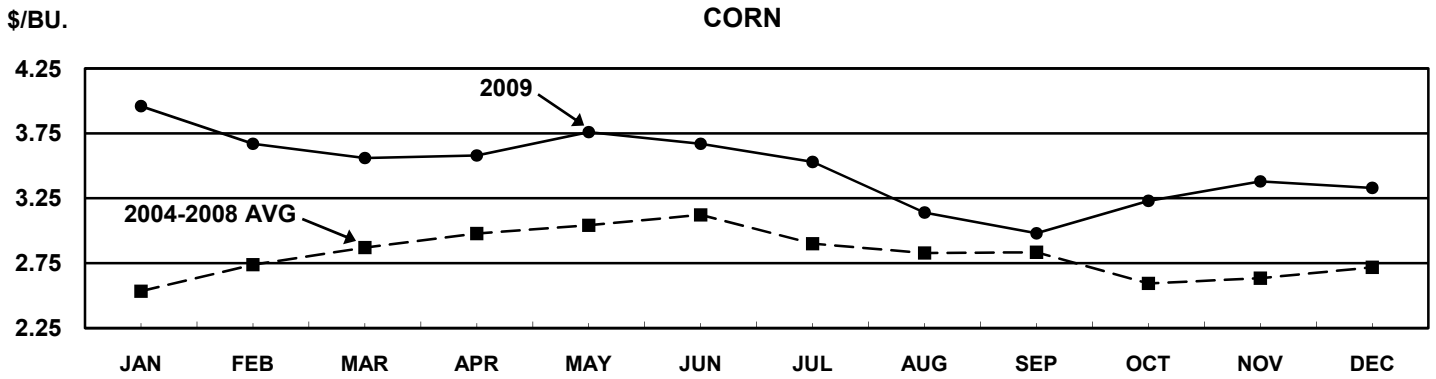
1/ MARKETING YEAR AVERAGE PRICES RECEIVED BY FARMERS ARE BASED ON MONTHLY PRICES WEIGHTED BY MONTHLY MARKETINGS DURING SPECIFIC PERIODS. PRICES DO NOT INCLUDE ALLOWANCE FOR CCC LOANS OUTSTANDING, PURCHASES BY THE GOVERNMENT, OR DEFICIENCY PAYMENTS. 2/ PRELIMINARY.

**CROP PRICES RECEIVED, MONTHLY AVERAGE,
SOUTH DAKOTA, 2008-2009**

COMMODITY	YEAR	JAN	FEB	MAR	APR	MAY	JUN	JUL	AUG	SEP	OCT	NOV	DEC
-----DOLLARS PER BUSHEL-----													
CORN	2008	3.96	4.44	4.82	5.11	5.24	5.55	5.08	4.91	5.07	3.99	4.00	3.75
	2009	3.96	3.67	3.56	3.58	3.76	3.67	3.53	3.14	2.98	3.23	3.38	3.33
SOYBEANS	2008	9.48	10.60	11.20	11.70	12.20	12.50	12.90	12.60	10.50	9.71	9.14	8.87
	2009	9.60	9.37	8.90	9.37	10.50	10.50	10.50	10.30	9.16	8.98	9.22	9.46
ALL WHEAT	2008	7.69	9.55	11.10	11.80	11.00	10.10	8.03	7.48	7.34	6.34	6.51	6.18
	2009	6.06	6.10	5.85	6.09	6.20	6.15	5.53	4.96	4.87	4.71	5.37	5.10
WINTER WHEAT	2008	7.25	8.32	9.50	10.10	8.98	9.63	8.03	7.03	7.31	5.93	5.69	6.03
	2009	5.59	5.68	5.52	5.70	5.72	5.65	5.50	4.81	4.61	4.34	5.22	4.64
OTHER SPRING WHEAT	2008	7.85	10.30	11.70	12.70	12.00	10.30	7.90	8.06	7.37	6.97	6.97	6.52
	2009	7.07	6.60	6.66	6.74	7.10	6.86	5.77	5.23	5.08	5.23	5.62	5.76
ALL HAY 1/	2008	101.00	103.00	102.00	103.00	111.00	115.00	107.00	97.00	101.00	96.00	102.00	93.00
	2009	92.00	82.00	79.00	81.00	80.00	79.00	75.00	74.00	72.00	74.00	79.00	82.00
ALFALFA HAY 1/	2008	104.00	105.00	104.00	105.00	112.00	118.00	111.00	100.00	106.00	99.00	107.00	98.00
	2009	97.00	86.00	81.00	84.00	82.00	80.00	76.00	76.00	75.00	76.00	82.00	85.00
OTHER HAY 1/	2008	85.00	86.00	88.00	90.00	99.00	103.00	85.00	78.00	84.00	81.00	82.00	78.00
	2009	78.00	68.00	66.00	69.00	70.00	69.00	66.00	62.00	60.00	66.00	70.00	70.00
ALL SUNFLOWER 2/	2008	20.00	27.30	29.20	28.30	29.40	29.50	26.00	24.90	29.70	21.50	22.10	20.60
	2009	21.40	20.20	19.90	23.50	24.70	16.60	13.70	16.70	12.60	14.00	12.50	12.90
OATS	2008	3.06	3.27	3.41	3.37	3.52	3.35	3.10	2.94	2.67	2.58	2.56	2.75
	2009	2.07	2.13	1.99	1.80	2.12	2.18	1.93	1.76	1.76	1.89	1.99	1.92

1/ DOLLARS PER TON, BALED. 2/ DOLLARS PER CWT.

CROPS PRICES RECEIVED, SOUTH DAKOTA



**VALUE OF PRODUCTION PER HARVESTED ACRE,
SOUTH DAKOTA, 2000-2009 1/**

YEAR	CORN FOR GRAIN	SOYBEANS	ALL WHEAT	ALL HAY	ALFALFA HAY	ALL SUNFLOWER	OATS
	DOLLARS PER ACRE	DOLLARS PER ACRE	DOLLARS PER ACRE	DOLLARS PER ACRE	DOLLARS PER ACRE	DOLLARS PER ACRE	DOLLARS PER ACRE
2000	180.32	149.45	106.18	111.90	137.36	91.11	67.71
2001	190.75	132.16	104.73	122.28	152.90	130.17	100.20
2002	206.15	165.23	100.32	94.51	123.00	101.30	89.55
2003	253.08	191.40	145.94	98.49	120.65	111.93	97.24
2004	236.60	189.72	154.44	106.25	136.50	188.58	122.18
2005	213.01	188.65	151.80	114.45	139.75	184.67	113.76
2006	279.36	205.02	145.31	104.28	131.20	146.88	118.56
2007	504.57	403.20	270.29	182.84	225.00	339.99	206.64
2008	502.74	328.10	350.66	186.08	223.10	321.68	195.64
2009	513.40	380.10	219.96	159.58	185.15	236.52	156.96

1/ VALUE OF PRODUCTION = (MARKETING YEAR AVERAGE PRICE MULTIPLIED BY TOTAL PRODUCTION) DIVIDED BY HARVESTED ACRES.

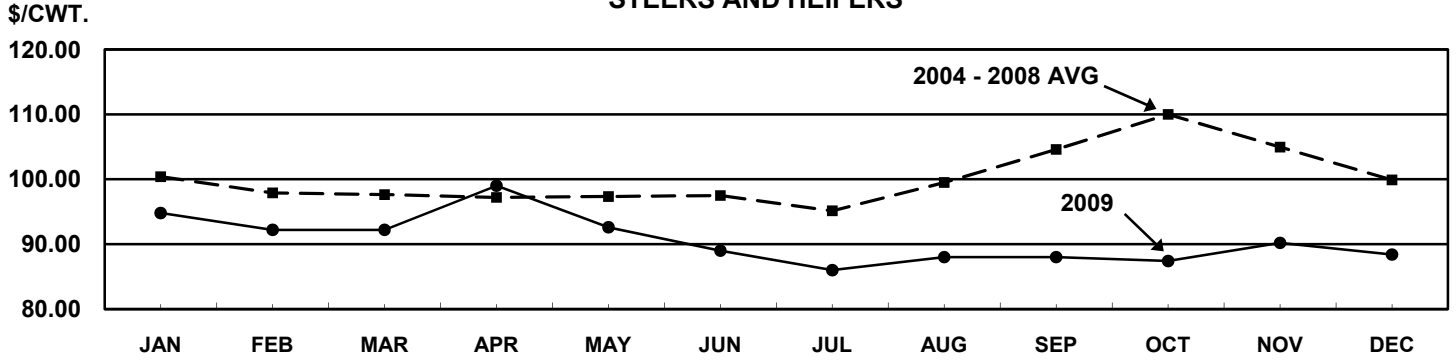
**LIVESTOCK PRICES RECEIVED,
SOUTH DAKOTA, 2008-2009 1/**

ITEM	YEAR	JAN	FEB	MAR	APR	MAY	JUN	JUL	AUG	SEP	OCT	NOV	DEC	ANN AVG 2/
ALL HOGS	2008	35.70	42.30	39.60	44.00	54.20	52.10	51.90	60.90	54.00	48.90	40.30	41.20	46.80
	2009	43.10	44.30	44.40	44.80	45.00	43.00	42.50	36.70	36.90	37.70	40.50	45.30	41.70
BARROWS & GILTS	2008	38.10	44.40	41.40	46.90	57.80	56.20	57.40	64.40	54.90	49.80	41.20	41.20	49.30
	2009	43.20	44.60	44.90	45.40	45.60	45.00	45.40	38.10	38.90	39.20	41.40	47.10	42.80
SOWS	2008	19.70	23.10	23.00	17.60	25.50	26.80	20.60	39.50	47.30	42.40	34.10	41.00	28.50
	2009	42.00	41.10	39.40	39.40	40.30	30.80	26.30	27.80	22.60	26.40	34.80	30.80	33.30
BEEF CATTLE	2008	89.20	94.90	90.80	89.80	92.90	90.90	92.30	97.20	96.60	94.70	87.70	77.90	91.30
	2009	85.70	86.90	87.50	92.70	85.50	88.20	85.00	86.90	86.80	86.60	89.30	87.60	87.40
STEERS & HEIFERS	2008	98.30	100.00	95.00	95.40	101.00	101.00	102.00	104.00	102.00	100.00	97.00	91.00	98.90
	2009	94.80	92.20	92.20	99.00	92.60	89.00	86.00	88.00	88.00	87.40	90.20	88.40	90.40
COWS	2008	44.90	53.80	52.90	52.00	56.20	57.00	63.30	61.70	56.90	51.50	45.50	40.50	52.90
	2009	41.40	44.40	45.00	50.20	53.00	48.20	51.90	50.00	49.00	47.00	44.90	46.00	47.40
CALVES	2008	115.00	122.00	116.00	112.00	112.00	112.00	105.00	112.00	109.00	108.00	106.00	102.00	111.00
	2009	112.00	110.00	107.00	113.00	114.00	114.00	111.00	115.00	109.00	106.00	107.00	110.00	111.00
SHEEP	2008	31.40	22.40	19.60	20.40	23.70	23.80	18.20	18.30	16.80	13.30	20.80	25.20	19.80
	2009	29.20	24.20	21.90	26.90	26.70	25.40	26.10	26.90	27.60	26.00	32.00	40.00	28.30
LAMBS	2008	102.00	105.00	106.00	110.00	120.00	120.00	112.00	103.00	101.00	97.80	105.00	111.00	105.00
	2009	110.00	110.00	111.00	106.00	113.00	114.00	101.00	97.50	103.00	102.00	109.00	113.00	104.00

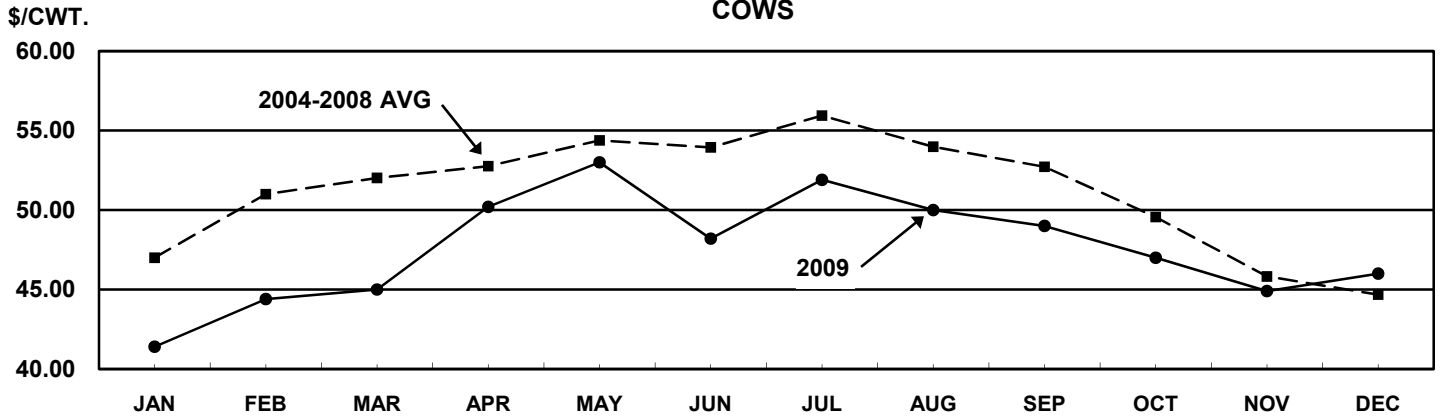
1/ PRICES REPORTED IN DOLLARS PER HUNDREDWEIGHT. 2/ MONTHLY PRICES WEIGHTED BY ESTIMATED SALES IN EACH MONTH.

LIVESTOCK PRICES RECEIVED, SOUTH DAKOTA

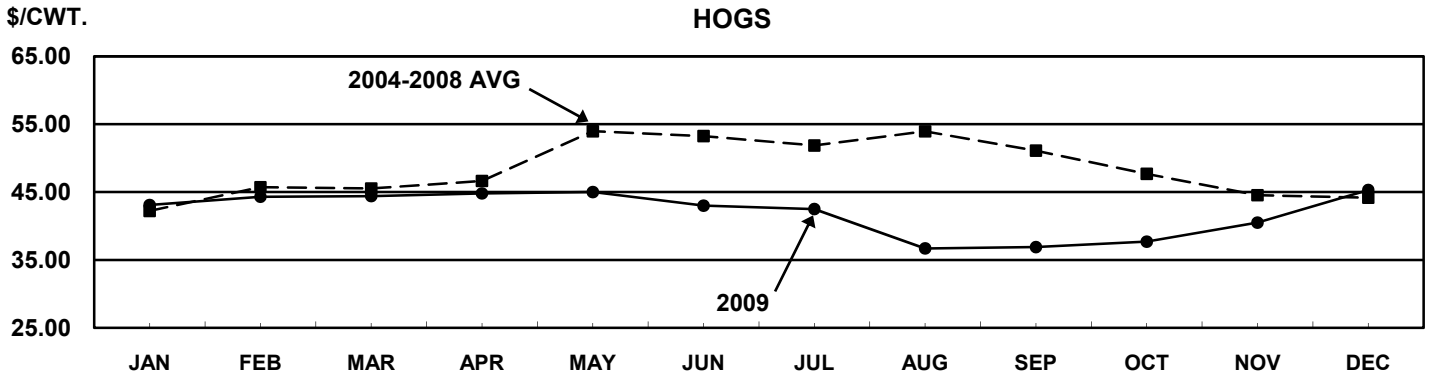
STEERS AND HEIFERS



COWS



HOGS



LAMBS

