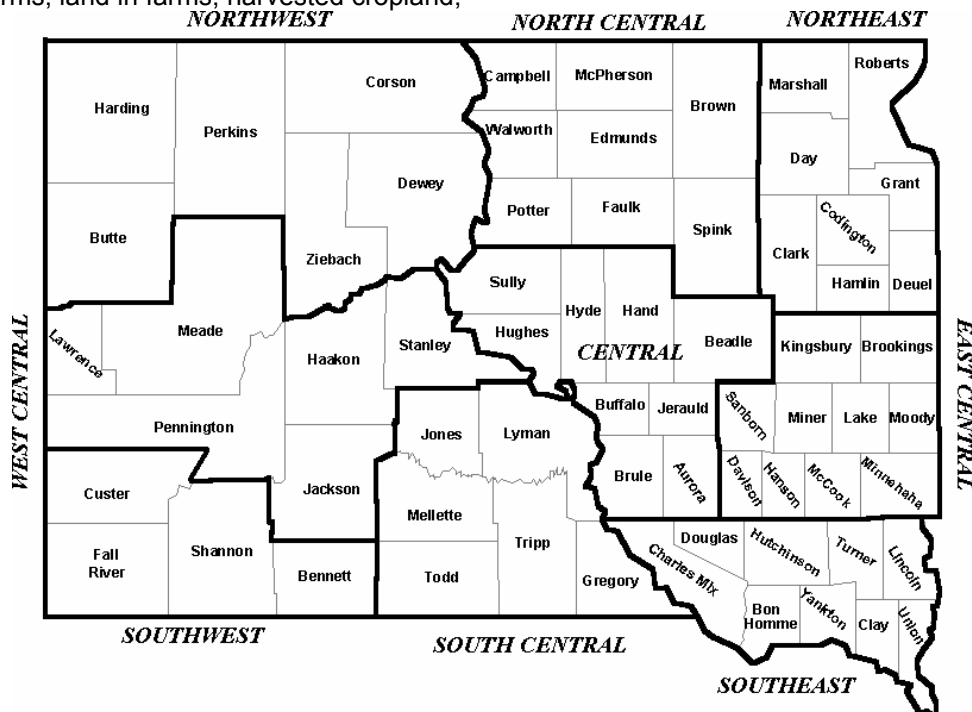


SOUTH DAKOTA COUNTY PROFILES

The following section highlights each county in South Dakota. Crops produced, livestock inventories and agricultural cash receipts are displayed with the appropriate rank among all counties. Data published here is available elsewhere in this bulletin, but is also in this consolidated form for each county. Also included for each county are 2002 agricultural census data for number of farms, land in farms, harvested cropland,

and average size of farm. Below is a table with the data for the entire State with the inclusion of South Dakota's ranking nationwide. On succeeding pages each county is listed alphabetically. If you have any questions on this section, please get in touch with us.



SOUTH DAKOTA DATA and RANK IN UNITED STATES

2000 Census Population 754,844
 Land Area (acres) 48,573,443

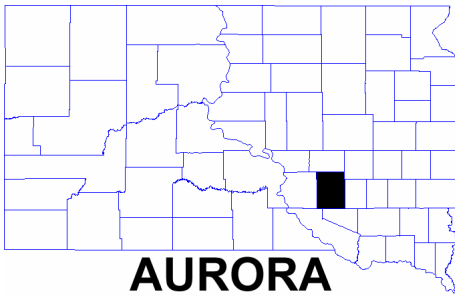
Census - 2002	Number	Rank
Number of Farms.....	31,736	27
Land in Farms (acres)	43,785,079	7
Total Cropland..... (acres)	20,318,036	9
Average Size Farm..... (acres)	1,380	8

Cash Receipts - 2006 ¹	Dollars	Rank
Crops.....	2,040,668,000	20
Livestock.....	3,005,086,000	16
Government Payments.....	411,574,000	16
Total Receipts.....	5,045,754,000	19

Crops - 2007	Planted Acres	Harvested Acres	Yield	Production	Rank
Corn, Grain..... (bu.)	5,000,000	4,500,000	121.0	544,500,000	6
Soybeans..... (bu.)	3,200,000	3,180,000	42.0	133,560,000	8
Sunflower..... (lbs)	415,000	409,000	1,567.0	640,840,000	2
Wheat, All..... (bu.)	3,509,000	3,328,000	44.3	147,516,000	4
Wheat, Spring..... (bu.)	1,400,000	1,340,000	39.0	52,260,000	4
Wheat, Winter..... (bu.)	2,100,000	1,980,000	48.0	95,040,000	5
Oats..... (bu.)	330,000	125,000	74.0	9,250,000	4
Hay, All..... (tons)		3,800,000	1.99	7,543,000	3
Hay, Alfalfa..... (tons)		2,250,000	2.25	5,063,000	2

Livestock - Jan 1, 2008	Number	Rank
All Cattle.....	3,700,000	8
Beef Cows.....	1,644,000	5
Milk Cows.....	86,000	25

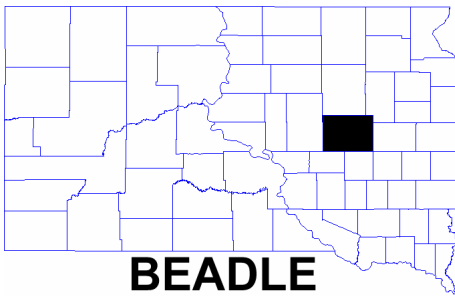
¹ Cash Receipts: The state and county level cash receipts in this section, are from the Bureau of Economic Analysis, United States Department of Commerce.



AURORA

2000 Census Population	3,058
Land Area	453,268 (acres)
Census - 2002	Number Rank
Number of Farms	401 36
Land in Farms	350,943 48 (acres)
Total Cropland	226,143 45 (acres)
Average Size Farm	875 42 (acres)

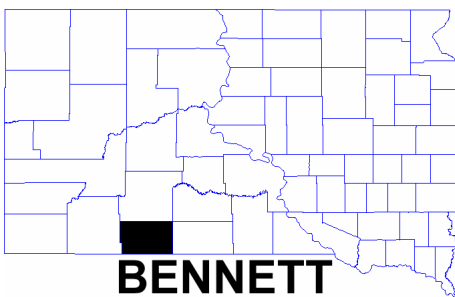
Cash Receipts - 2006				Dollars	Rank
Crops.....				13,588,000	43
Livestock				53,180,000	22
Government Payments.....				4,307,000	42
Total Receipts				66,768,000	34
Crops - 2007	Planted Acres	Harvested Acres	Yield	Production	Rank
Corn, Grain..... (bu.)	66,100	62,100	97.9	6,077,000	36
Soybeans	37,300	37,200	49.2	1,831,000	33
Sunflower					
Wheat, All..... (bu.)	40,200	39,400	57.7	2,275,000	27
Wheat, Spring	1,700	1,700	49.4	84,000	44
Wheat, Winter	38,500	37,700	58.1	2,191,000	16
Oats..... (bu.)	6,200	3,600	75.3	271,000	12
Hay, All..... (tons)		44,000	2.51	110,500	27
Hay, Alfalfa..... (tons)		21,000	3.18	66,800	32
Livestock - Jan 1, 2008				Number	Rank
All Cattle.....				48,000	39
Beef Cows.....				16,000	46
Milk Cows.....				400	28



BEADLE

2000 Census Population	17,023
Land Area	806,028 (acres)
Census - 2002	Number Rank
Number of Farms	728 9
Land in Farms	809,535 20 (acres)
Total Cropland	586,921 3 (acres)
Average Size Farm	1,112 35 (acres)

Cash Receipts - 2006				Dollars	Rank
Crops.....				39,279,000	23
Livestock				89,812,000	3
Government Payments.....				11,850,000	5
Total Receipts				129,091,000	10
Crops - 2007	Planted Acres	Harvested Acres	Yield	Production	Rank
Corn, Grain..... (bu.)	182,000	166,600	115.3	19,203,000	6
Soybeans	115,000	114,800	45.7	5,252,000	7
Sunflower	2,100	2,000	1,520.0	3,040,000	28
Wheat, All..... (bu.)	64,000	62,700	50.4	3,161,000	16
Wheat, Spring	19,500	18,700	41.4	774,000	21
Wheat, Winter	44,500	44,000	54.3	2,387,000	13
Oats..... (bu.)	1,400	500	70.0	35,000	56
Hay, All..... (tons)		68,000	2.91	198,200	10
Hay, Alfalfa..... (tons)		37,000	3.69	136,500	10
Livestock - Jan 1, 2008				Number	Rank
All Cattle.....				116,000	3
Beef Cows.....				50,000	4
Milk Cows.....				1,300	13

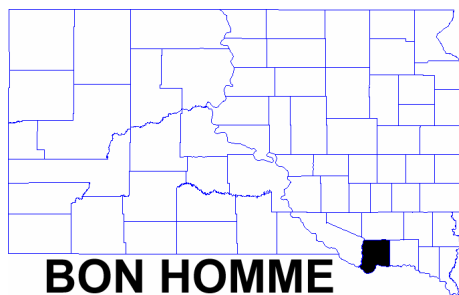


BENNETT

2000 Census Population	3,574
Land Area	758,654 (acres)
Census - 2002	Number Rank
Number of Farms	231 57
Land in Farms	727,294 22 (acres)
Total Cropland	233,308 43 (acres)
Average Size Farm	3,148 15 (acres)

Cash Receipts - 2006				Dollars	Rank
Crops.....				11,325,000	47
Livestock				27,302,000	47
Government Payments.....				2,318,000	57
Total Receipts				38,627,000	51
Crops - 2007	Planted Acres	Harvested Acres	Yield	Production	Rank
Corn, Grain..... (bu.)	9,700	5,900	133.7	789,000	49
Soybeans					
Sunflower					
Wheat, All..... (bu.)	68,900	61,800	31.5	1,947,000	33
Wheat, Spring	7,700	6,900	17.4	120,000	42
Wheat, Winter	61,200	54,900	33.3	1,827,000	19
Oats..... (bu.)					
Hay, All..... (tons)		68,000	1.29	87,600	38
Hay, Alfalfa..... (tons)		29,000	1.28	37,100	55
Livestock - Jan 1, 2008				Number	Rank
All Cattle.....				44,000	41
Beef Cows.....				30,000	19
Milk Cows.....					

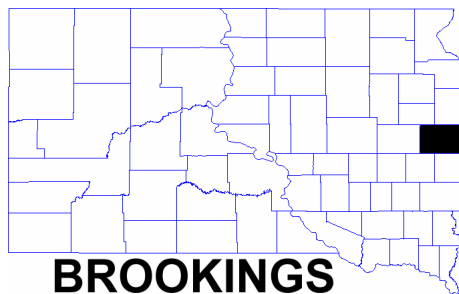
112 COUNTY PROFILES



BON HOMME

2000 Census Population	7,260	
Land Area.....(acres)	360,606	
Census - 2002	Number	Rank
Number of Farms.....	665	17
Land in Farms.....(acres)	344,718	52
Total Cropland.....(acres)	272,131	34
Average Size Farm.....(acres)	518	60

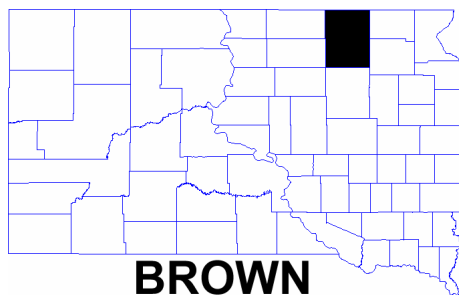
Cash Receipts - 2006				Dollars	Rank
Crops.....				32,321,000	27
Livestock.....				60,861,000	18
Government Payments.....				5,836,000	32
Total Receipts.....				93,182,000	22
Crops - 2007	Planted Acres	Harvested Acres	Yield	Production	Rank
Corn, Grain.....(bu.)	93,000	85,100	104.7	8,908,000	29
Soybeans.....(bu.)	73,700	73,100	39.0	2,848,600	23
Sunflower.....(lbs)					
Wheat, All.....(bu.)	21,400	21,100	54.1	1,142,000	42
Wheat, Spring.....(bu.)	600	600	25.0	15,000	57
Wheat, Winter.....(bu.)	20,800	20,500	55.0	1,127,000	27
Oats.....(bu.)	2,900	1,500	64.0	96,000	37
Hay, All.....(tons)		38,000	3.08	116,900	24
Hay, Alfalfa.....(tons)		28,000	3.49	97,700	16
Livestock - Jan 1, 2008				Number	Rank
All Cattle.....				58,000	26
Beef Cows.....				12,000	56
Milk Cows.....				600	23



BROOKINGS

2000 Census Population	28,220	
Land Area.....(acres)	508,490	
Census - 2002	Number	Rank
Number of Farms.....	962	3
Land in Farms.....(acres)	418,115	42
Total Cropland.....(acres)	329,099	25
Average Size Farm.....(acres)	435	64

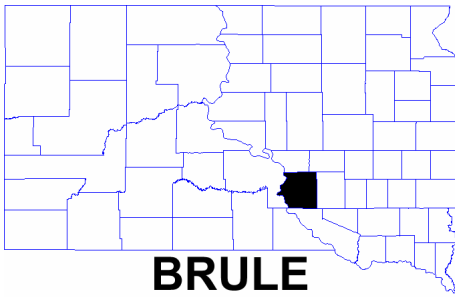
Cash Receipts - 2006				Dollars	Rank
Crops.....				64,971,000	9
Livestock.....				73,160,000	10
Government Payments.....				12,092,000	4
Total Receipts.....				138,131,000	8
Crops - 2007	Planted Acres	Harvested Acres	Yield	Production	Rank
Corn, Grain.....(bu.)	146,000	135,000	142.5	19,243,000	5
Soybeans.....(bu.)	97,200	96,900	43.8	4,244,000	11
Sunflower.....(lbs)					
Wheat, All.....(bu.)	13,400	12,500	52.2	653,000	52
Wheat, Spring.....(bu.)	9,400	9,200	53.9	496,000	26
Wheat, Winter.....(bu.)	4,000	3,300	47.6	157,000	57
Oats.....(bu.)	5,700	3,200	93.4	299,000	9
Hay, All.....(tons)		30,000	2.90	87,100	39
Hay, Alfalfa.....(tons)		20,000	3.40	67,900	31
Livestock - Jan 1, 2008				Number	Rank
All Cattle.....				53,000	34
Beef Cows.....				20,000	34
Milk Cows.....				9,600	1



BROWN

2000 Census Population	35,460	
Land Area.....(acres)	1,096,208	
Census - 2002	Number	Rank
Number of Farms.....	1,155	2
Land in Farms.....(acres)	1,155,342	12
Total Cropland.....(acres)	897,181	1
Average Size Farm.....(acres)	1,000	37

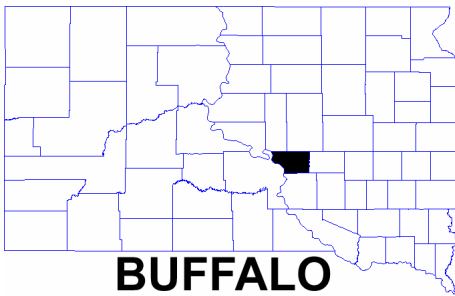
Cash Receipts - 2006				Dollars	Rank
Crops.....				116,444,000	1
Livestock.....				69,417,000	14
Government Payments.....				22,280,000	1
Total Receipts.....				185,861,000	1
Crops - 2007	Planted Acres	Harvested Acres	Yield	Production	Rank
Corn, Grain.....(bu.)	294,000	275,500	137.6	37,908,000	1
Soybeans.....(bu.)	201,500	197,900	38.6	7,636,000	1
Sunflower.....(lbs)	500	500	670.0	335,000	44
Wheat, All.....(bu.)	55,500	53,000	42.6	2,257,000	28
Wheat, Spring.....(bu.)	50,000	47,700	41.3	1,970,000	11
Wheat, Winter.....(bu.)	5,500	5,300	54.2	287,000	49
Oats.....(bu.)	3,000	1,800	71.7	129,000	27
Hay, All.....(tons)		58,000	2.69	156,100	13
Hay, Alfalfa.....(tons)		39,000	3.17	123,600	11
Livestock - Jan 1, 2008				Number	Rank
All Cattle.....				79,000	11
Beef Cows.....				25,000	25
Milk Cows.....				2,000	11



BRULE

2000 Census Population	5,364
Land Area	524,190 (acres)
Census - 2002	Number Rank
Number of Farms	365 41
Land in Farms	446,987 (acres) 39
Total Cropland	264,509 (acres) 35
Average Size Farm	1,225 (acres) 34

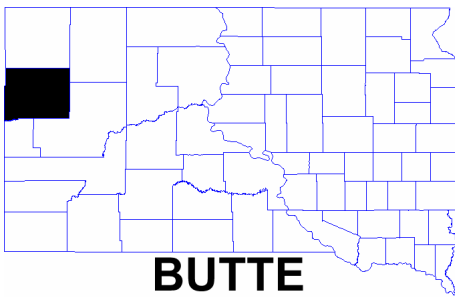
Cash Receipts - 2006				Dollars	Rank
Crops.....				9,960,000	48
Livestock				45,138,000	29
Government Payments.....				4,165,000	47
Total Receipts				55,098,000	41
Crops - 2007	Planted Acres	Harvested Acres	Yield	Production	Rank
Corn, Grain..... (bu.)	71,000	61,300	97.9	6,001,000	38
Soybeans	13,800	13,700	49.9	684,000	39
Sunflower					
Wheat, All..... (bu.)	71,100	69,400	50.8	3,527,000	13
Wheat, Spring	4,600	4,400	37.5	165,000	39
Wheat, Winter	66,500	65,000	51.7	3,362,000	8
Oats..... (bu.)	8,500	3,900	69.0	269,000	13
Hay, All..... (tons)		53,000	2.66	140,800	14
Hay, Alfalfa..... (tons)		25,000	3.41	85,300	19
Livestock - Jan 1, 2008				Number	Rank
All Cattle.....				71,000	15
Beef Cows.....				30,000	19
Milk Cows.....					



BUFFALO

2000 Census Population	2,032
Land Area	301,207 (acres)
Census - 2002	Number Rank
Number of Farms	73 66
Land in Farms	284,907 (acres) 60
Total Cropland	77,025 (acres) 65
Average Size Farm	3,903 (acres) 8

Cash Receipts - 2006				Dollars	Rank
Crops.....				4,018,000	60
Livestock				22,555,000	56
Government Payments.....				1,333,000	60
Total Receipts				26,573,000	62
Crops - 2007	Planted Acres	Harvested Acres	Yield	Production	Rank
Corn, Grain..... (bu.)	18,000	14,700	110.4	1,623,000	47
Soybeans	2,800	2,800	29.6	83,000	45
Sunflower					
Wheat, All..... (bu.)	19,800	19,200	50.8	975,000	44
Wheat, Spring	3,800	3,600	40.8	147,000	40
Wheat, Winter	16,000	15,600	53.1	828,000	31
Oats..... (bu.)	1,500	900	81.1	73,000	42
Hay, All..... (tons)		27,000	1.91	51,600	58
Hay, Alfalfa..... (tons)		8,000	2.51	20,100	60
Livestock - Jan 1, 2008				Number	Rank
All Cattle.....				27,000	63
Beef Cows.....				10,000	58
Milk Cows.....					

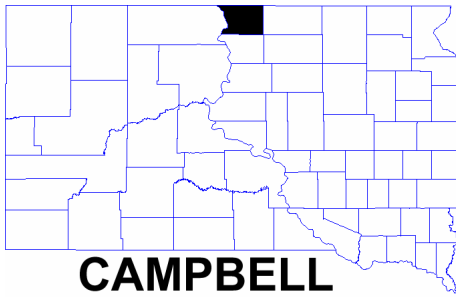


BUTTE

2000 Census Population	9,094
Land Area	1,439,092 (acres)
Census - 2002	Number Rank
Number of Farms	639 18
Land in Farms	1,262,390 (acres) 7
Total Cropland	225,856 (acres) 46
Average Size Farm	1,976 (acres) 21

Cash Receipts - 2006				Dollars	Rank
Crops.....				5,928,000	56
Livestock				50,587,000	24
Government Payments.....				3,144,000	52
Total Receipts				56,515,000	40
Crops - 2007	Planted Acres	Harvested Acres	Yield	Production	Rank
Corn, Grain..... (bu.)	7,200	3,500	137.7	482,000	51
Soybeans					
Sunflower					
Wheat, All..... (bu.)	14,200	13,500	33.5	452,000	55
Wheat, Spring	3,300	2,900	22.1	64,000	46
Wheat, Winter	10,900	10,600	36.6	388,000	48
Oats..... (bu.)	8,000	1,100	60.0	66,000	43
Hay, All..... (tons)		85,000	2.59	220,300	9
Hay, Alfalfa..... (tons)		62,000	2.86	177,600	4
Livestock - Jan 1, 2008				Number	Rank
All Cattle.....				68,000	17
Beef Cows.....				38,000	12
Milk Cows.....				1,400	12

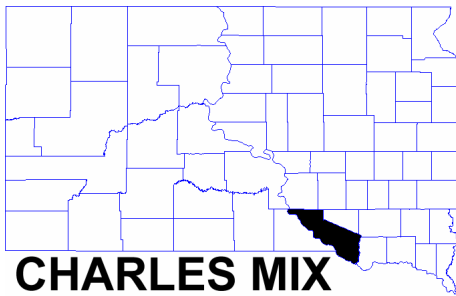
114 COUNTY PROFILES



CAMPBELL

2000 Census Population	1,782
Land Area.....(acres)	470,941
Census - 2002	Number Rank
Number of Farms.....	293 48
Land in Farms.....(acres)	391,221 43
Total Cropland.....(acres)	211,964 53
Average Size Farm.....(acres)	1,335 31

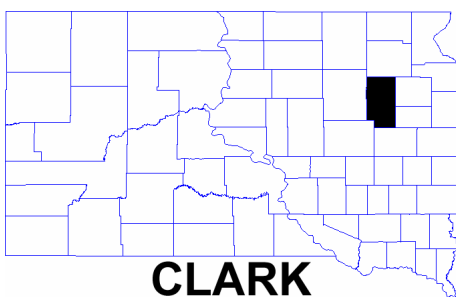
Cash Receipts - 2006				Dollars	Rank
Crops.....				9,469,000	50
Livestock.....				21,145,000	58
Government Payments.....				4,912,000	34
Total Receipts.....				30,614,000	57
Crops - 2007	Planted Acres	Harvested Acres	Yield	Production	Rank
Corn, Grain.....(bu.)	57,600	51,100	101.8	5,202,000	40
Soybeans.....(bu.)	18,200	18,200	39.2	713,000	38
Sunflower.....(lbs)					
Wheat, All.....(bu.)	57,400	57,100	42.4	2,421,000	21
Wheat, Spring.....(bu.)	53,500	53,200	41.5	2,209,000	10
Wheat, Winter.....(bu.)	3,900	3,900	54.4	212,000	54
Oats.....(bu.)	12,000	6,400	83.3	533,000	1
Hay, All.....(tons)		41,000	2.42	99,400	34
Hay, Alfalfa.....(tons)		27,000	2.73	73,800	26
Livestock - Jan 1, 2008				Number	Rank
All Cattle.....				29,000	60
Beef Cows.....				6,000	65
Milk Cows.....				600	23



CHARLES MIX

2000 Census Population	9,350
Land Area.....(acres)	702,900
Census - 2002	Number Rank
Number of Farms.....	755 8
Land in Farms.....(acres)	736,177 21
Total Cropland.....(acres)	515,919 5
Average Size Farm.....(acres)	975 39

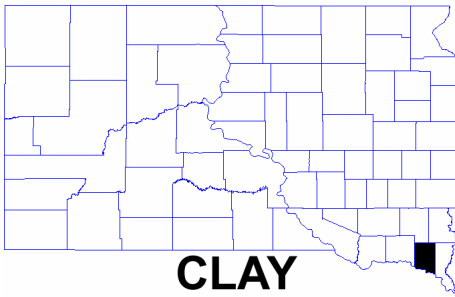
Cash Receipts - 2006				Dollars	Rank
Crops.....				52,934,000	15
Livestock.....				106,807,000	1
Government Payments.....				8,792,000	16
Total Receipts.....				159,741,000	3
Crops - 2007	Planted Acres	Harvested Acres	Yield	Production	Rank
Corn, Grain.....(bu.)	121,000	112,200	108.9	12,224,000	18
Soybeans.....(bu.)	76,100	76,000	43.7	3,324,500	17
Sunflower.....(lbs)					
Wheat, All.....(bu.)	102,600	101,400	55.9	5,666,000	5
Wheat, Spring.....(bu.)	4,600	4,600	48.5	223,000	34
Wheat, Winter.....(bu.)	98,000	96,800	56.2	5,443,000	4
Oats.....(bu.)	9,300	5,000	74.2	371,000	4
Hay, All.....(tons)		98,000	2.67	261,900	5
Hay, Alfalfa.....(tons)		46,000	3.29	151,300	9
Livestock - Jan 1, 2008				Number	Rank
All Cattle.....				119,000	2
Beef Cows.....				43,000	8
Milk Cows.....				1,000	16



CLARK

2000 Census Population	4,143
Land Area.....(acres)	613,127
Census - 2002	Number Rank
Number of Farms.....	588 20
Land in Farms.....(acres)	525,585 32
Total Cropland.....(acres)	365,169 18
Average Size Farm.....(acres)	894 41

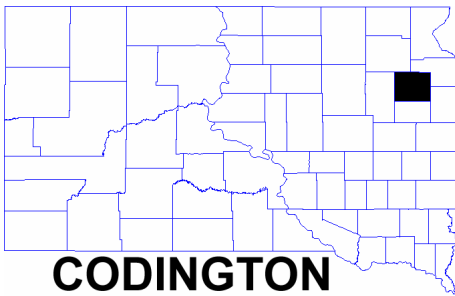
Cash Receipts - 2006				Dollars	Rank
Crops.....				43,971,000	21
Livestock.....				65,690,000	16
Government Payments.....				9,399,000	14
Total Receipts.....				109,661,000	16
Crops - 2007	Planted Acres	Harvested Acres	Yield	Production	Rank
Corn, Grain.....(bu.)	108,500	97,100	128.0	12,424,000	17
Soybeans.....(bu.)	102,000	101,900	41.0	4,179,000	12
Sunflower.....(lbs)					
Wheat, All.....(bu.)	51,100	50,100	52.5	2,632,000	20
Wheat, Spring.....(bu.)	37,100	36,600	49.1	1,797,000	14
Wheat, Winter.....(bu.)	14,000	13,500	61.9	835,000	30
Oats.....(bu.)	3,900	2,000	76.0	152,000	22
Hay, All.....(tons)		37,000	2.69	99,700	33
Hay, Alfalfa.....(tons)		27,000	3.10	83,700	21
Livestock - Jan 1, 2008				Number	Rank
All Cattle.....				67,000	18
Beef Cows.....				21,000	32
Milk Cows.....					



CLAY

2000 Census Population	13,537
Land Area	263,450 (acres)
Census - 2002	Number Rank
Number of Farms	536 26
Land in Farms	372,786 (acres) 46
Total Cropland	341,535 (acres) 20
Average Size Farm	695 (acres) 47

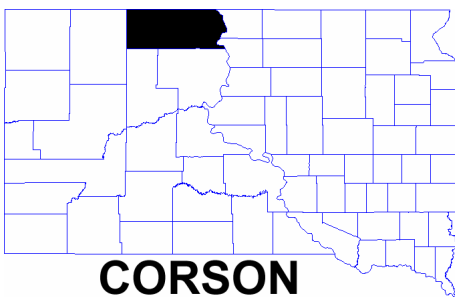
Cash Receipts - 2006				Dollars	Rank
Crops.....				53,950,000	14
Livestock				10,944,000	65
Government Payments.....				7,397,000	25
Total Receipts				64,894,000	36
Crops - 2007	Planted Acres	Harvested Acres	Yield	Production	Rank
Corn, Grain..... (bu.)	102,000	98,200	112.7	11,072,000	23
Soybeans	76,300	76,100	39.2	2,983,700	22
Sunflower					
Wheat, All..... (bu.)					
Wheat, Spring					
Wheat, Winter	3,800	3,800	62.9	239,000	53
Oats..... (bu.)					
Hay, All..... (tons)		16,000	3.77	60,300	51
Hay, Alfalfa..... (tons)		15,000	3.91	58,600	41
Livestock - Jan 1, 2008				Number	Rank
All Cattle.....				9,000	66
Beef Cows.....				2,000	66
Milk Cows.....					



CODINGTON

2000 Census Population	25,897
Land Area	440,165 (acres)
Census - 2002	Number Rank
Number of Farms	694 13
Land in Farms	386,607 (acres) 44
Total Cropland	289,897 (acres) 29
Average Size Farm	557 (acres) 58

Cash Receipts - 2006				Dollars	Rank
Crops.....				35,809,000	24
Livestock				70,776,000	12
Government Payments.....				8,023,000	23
Total Receipts				106,585,000	18
Crops - 2007	Planted Acres	Harvested Acres	Yield	Production	Rank
Corn, Grain..... (bu.)	92,800	76,600	140.4	10,752,000	24
Soybeans	69,300	68,800	38.6	2,656,000	27
Sunflower					
Wheat, All..... (bu.)	46,200	45,700	52.2	2,384,000	23
Wheat, Spring	36,600	36,300	52.0	1,888,000	13
Wheat, Winter	9,600	9,400	52.8	496,000	45
Oats..... (bu.)	5,500	3,800	91.6	348,000	6
Hay, All..... (tons)		29,000	2.80	81,100	41
Hay, Alfalfa..... (tons)		22,000	3.19	70,100	29
Livestock - Jan 1, 2008				Number	Rank
All Cattle.....				81,000	9
Beef Cows.....				17,000	41
Milk Cows.....				4,500	7

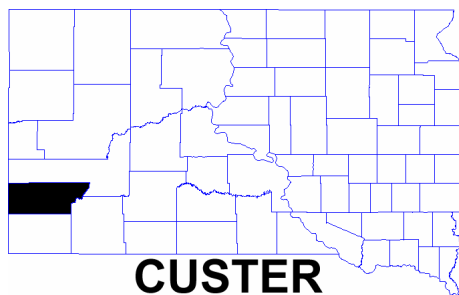


CORSON

2000 Census Population	4,181
Land Area	1,582,757 (acres)
Census - 2002	Number Rank
Number of Farms	344 43
Land in Farms	1,389,146 (acres) 4
Total Cropland	369,394 (acres) 17
Average Size Farm	4,038 (acres) 6

Cash Receipts - 2006				Dollars	Rank
Crops.....				8,167,000	54
Livestock				32,226,000	44
Government Payments.....				4,364,000	38
Total Receipts				40,393,000	50
Crops - 2007	Planted Acres	Harvested Acres	Yield	Production	Rank
Corn, Grain..... (bu.)	18,200	12,600	81.6	1,028,000	48
Soybeans					
Sunflower					
Wheat, All..... (bu.)					
Wheat, Spring	93,100	88,500	28.5	2,520,000	9
Wheat, Winter	10,700	10,600	50.0	530,000	42
Oats..... (bu.)	20,500	3,000	64.0	192,000	17
Hay, All..... (tons)		184,000	1.82	334,200	2
Hay, Alfalfa..... (tons)		125,000	1.66	206,900	3
Livestock - Jan 1, 2008				Number	Rank
All Cattle.....				88,000	6
Beef Cows.....				45,000	6
Milk Cows.....					

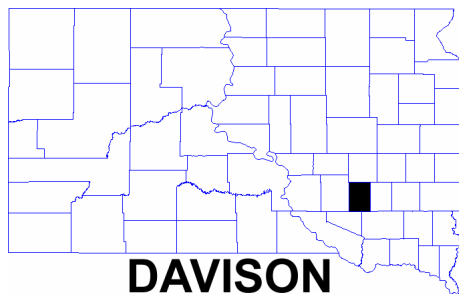
116 COUNTY PROFILES



CUSTER

2000 Census Population	7,275	
Land Area.....(acres)	996,969	
Census - 2002	Number	Rank
Number of Farms.....	303	46
Land in Farms.....(acres)	589,129	26
Total Cropland.....(acres)	94,814	64
Average Size Farm.....(acres)	1,944	22

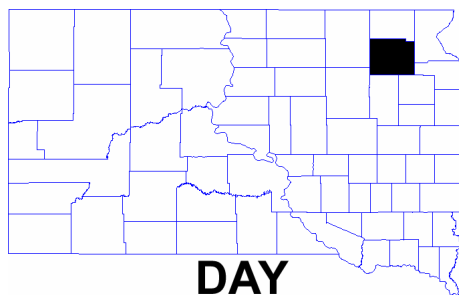
Cash Receipts - 2006				Dollars	Rank
Crops.....				1,256,000	66
Livestock.....				10,465,000	66
Government Payments.....				397,000	65
Total Receipts.....				11,721,000	66
Crops - 2007	Planted Acres	Harvested Acres	Yield	Production	Rank
Corn, Grain.....(bu.)					
Soybeans.....(bu.)					
Sunflower.....(lbs)					
Wheat, All.....(bu.)					
Wheat, Spring.....(bu.)					
Wheat, Winter.....(bu.)					
Oats.....(bu.)					
Hay, All.....(tons)		8,000	0.88	7,000	66
Hay, Alfalfa.....(tons)		7,000	0.93	6,500	65
Livestock - Jan 1, 2008				Number	Rank
All Cattle.....				18,000	64
Beef Cows.....				17,000	41
Milk Cows.....					



DAVISON

2000 Census Population	18,741	
Land Area.....(acres)	278,690	
Census - 2002	Number	Rank
Number of Farms.....	481	30
Land in Farms.....(acres)	278,672	62
Total Cropland.....(acres)	223,040	49
Average Size Farm.....(acres)	579	56

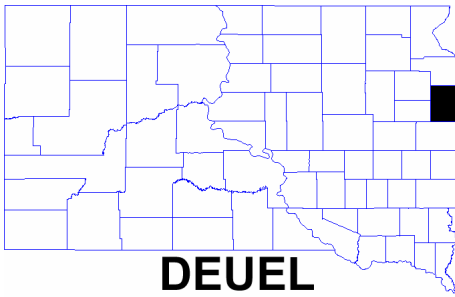
Cash Receipts - 2006				Dollars	Rank
Crops.....				24,682,000	33
Livestock.....				24,960,000	49
Government Payments.....				4,315,000	40
Total Receipts.....				49,642,000	45
Crops - 2007	Planted Acres	Harvested Acres	Yield	Production	Rank
Corn, Grain.....(bu.)	68,900	65,300	106.4	6,947,000	35
Soybeans.....(bu.)	46,800	45,800	46.0	2,107,000	31
Sunflower.....(lbs)					
Wheat, All.....(bu.)	42,600	42,000	57.2	2,401,000	22
Wheat, Spring.....(bu.)	3,100	3,000	45.3	136,000	41
Wheat, Winter.....(bu.)	39,500	39,000	58.1	2,265,000	15
Oats.....(bu.)	1,200	400	57.5	23,000	60
Hay, All.....(tons)		32,000	3.28	104,800	30
Hay, Alfalfa.....(tons)		23,000	3.79	87,200	18
Livestock - Jan 1, 2008				Number	Rank
All Cattle.....				36,000	53
Beef Cows.....				17,000	41
Milk Cows.....				800	20



DAY

2000 Census Population	6,267	
Land Area.....(acres)	658,329	
Census - 2002	Number	Rank
Number of Farms.....	704	11
Land in Farms.....(acres)	530,990	31
Total Cropland.....(acres)	375,052	16
Average Size Farm.....(acres)	754	46

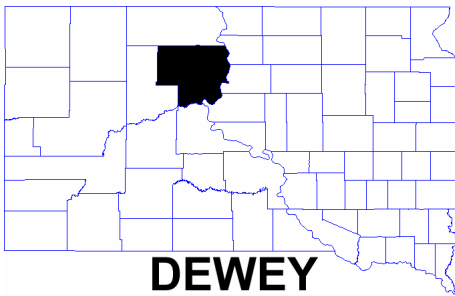
Cash Receipts - 2006				Dollars	Rank
Crops.....				44,976,000	19
Livestock.....				27,725,000	46
Government Payments.....				10,283,000	8
Total Receipts.....				72,701,000	31
Crops - 2007	Planted Acres	Harvested Acres	Yield	Production	Rank
Corn, Grain.....(bu.)	85,900	80,700	128.6	10,382,000	26
Soybeans.....(bu.)	107,000	106,700	34.5	3,682,000	15
Sunflower.....(lbs)					
Wheat, All.....(bu.)	64,200	63,800	48.8	3,112,000	17
Wheat, Spring.....(bu.)	59,000	58,800	48.4	2,846,000	4
Wheat, Winter.....(bu.)	5,200	5,000	53.2	266,000	52
Oats.....(bu.)	3,500	2,600	76.5	199,000	16
Hay, All.....(tons)		42,000	2.53	106,200	29
Hay, Alfalfa.....(tons)		23,000	3.12	71,800	27
Livestock - Jan 1, 2008				Number	Rank
All Cattle.....				44,000	41
Beef Cows.....				18,000	37
Milk Cows.....				2,100	10



DEUEL

2000 Census Population	4,498
Land Area	399,094 (acres)
Census - 2002	Number Rank
Number of Farms	583 22
Land in Farms	327,617 (acres) 55
Total Cropland	220,147 (acres) 51
Average Size Farm	562 (acres) 57

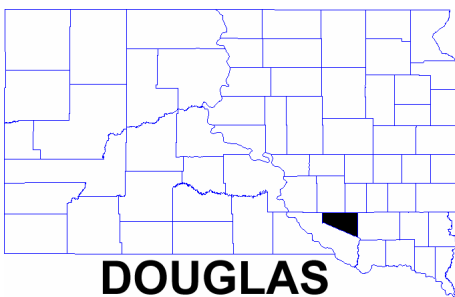
Cash Receipts - 2006				Dollars	Rank
Crops.....				32,397,000	26
Livestock				45,725,000	28
Government Payments.....				8,297,000	20
Total Receipts				78,122,000	30
Crops - 2007	Planted Acres	Harvested Acres	Yield	Production	Rank
Corn, Grain..... (bu.)	89,900	80,200	146.5	11,748,000	21
Soybeans	65,600	65,000	42.5	2,763,000	26
Sunflower					
Wheat, All..... (bu.)	22,800	22,300	55.8	1,244,000	40
Wheat, Spring	13,700	13,600	54.1	736,000	23
Wheat, Winter	9,100	8,700	58.4	508,000	43
Oats..... (bu.)	5,500	4,100	85.6	351,000	5
Hay, All..... (tons)		29,000	2.87	83,100	40
Hay, Alfalfa..... (tons)		17,000	3.62	61,600	37
Livestock - Jan 1, 2008				Number	Rank
All Cattle.....				54,000	32
Beef Cows.....				16,000	46
Milk Cows.....				6,600	3



DEWEY

2000 Census Population	5,972
Land Area	1,473,800 (acres)
Census - 2002	Number Rank
Number of Farms	358 42
Land in Farms	1,368,092 (acres) 5
Total Cropland	255,844 (acres) 38
Average Size Farm	3,821 (acres) 10

Cash Receipts - 2006				Dollars	Rank
Crops.....				5,827,000	57
Livestock				30,552,000	45
Government Payments.....				4,013,000	48
Total Receipts				36,379,000	54
Crops - 2007	Planted Acres	Harvested Acres	Yield	Production	Rank
Corn, Grain..... (bu.)	12,700	7,700	46.2	356,000	52
Soybeans					
Sunflower					
Wheat, All..... (bu.)	50,200	45,800	33.5	1,536,000	38
Wheat, Spring	22,900	22,600	33.0	745,000	22
Wheat, Winter	27,300	23,200	34.1	791,000	32
Oats..... (bu.)	13,000	2,800	81.1	227,000	15
Hay, All..... (tons)		92,000	1.45	133,100	16
Hay, Alfalfa..... (tons)		51,000	1.46	74,400	25
Livestock - Jan 1, 2008				Number	Rank
All Cattle.....				58,000	26
Beef Cows.....				42,000	9
Milk Cows.....					

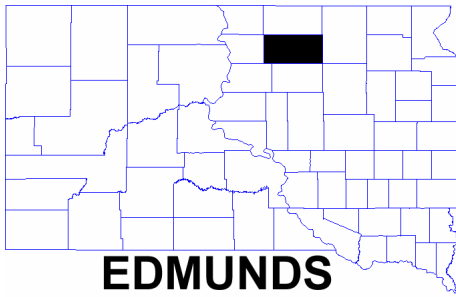


DOUGLAS

2000 Census Population	3,458
Land Area	277,515 (acres)
Census - 2002	Number Rank
Number of Farms	394 37
Land in Farms	236,841 (acres) 65
Total Cropland	182,533 (acres) 60
Average Size Farm	601 (acres) 54

Cash Receipts - 2006				Dollars	Rank
Crops.....				19,430,000	36
Livestock				59,300,000	19
Government Payments.....				4,364,000	38
Total Receipts				78,730,000	29
Crops - 2007	Planted Acres	Harvested Acres	Yield	Production	Rank
Corn, Grain..... (bu.)	67,000	63,000	111.3	7,014,000	33
Soybeans	46,800	46,400	47.5	2,204,100	30
Sunflower					
Wheat, All..... (bu.)					
Wheat, Spring					
Wheat, Winter	42,000	41,700	63.9	2,664,000	11
Oats..... (bu.)	2,800	1,600	81.3	130,000	25
Hay, All..... (tons)		26,000	2.90	75,500	43
Hay, Alfalfa..... (tons)		17,000	3.39	57,700	42
Livestock - Jan 1, 2008				Number	Rank
All Cattle.....				45,000	40
Beef Cows.....				14,000	54
Milk Cows.....				800	20

118 COUNTY PROFILES



EDMUNDS

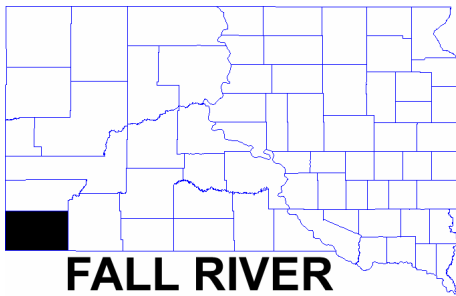
2000 Census Population 4,367
 Land Area (acres) 733,217

Census - 2002	Number	Rank
Number of Farms.....	386	39
Land in Farms (acres)	585,229	27
Total Cropland..... (acres)	379,841	15
Average Size Farm..... (acres)	1,516	27

Cash Receipts - 2006		Dollars	Rank
Crops.....		28,326,000	31
Livestock.....		52,679,000	23
Government Payments.....		6,534,000	28
Total Receipts.....		81,005,000	27

Crops - 2007	Planted Acres	Harvested Acres	Yield	Production	Rank
Corn, Grain.....(bu.)	166,500	156,000	103.5	16,141,000	12
Soybeans.....(bu.)	104,000	103,600	35.2	3,650,000	16
Sunflower..... (lbs)	6,800	6,800	1,555.0	10,572,000	13
Wheat, All.....(bu.)	86,200	85,500	49.5	4,230,000	10
Wheat, Spring.....(bu.)	78,500	77,800	46.2	3,598,000	1
Wheat, Winter.....(bu.)	7,700	7,700	82.1	632,000	40
Oats.....(bu.)	8,000	3,900	69.7	272,000	11
Hay, All.....(tons)		62,000	1.98	122,800	19
Hay, Alfalfa.....(tons)		31,000	2.44	75,600	23

Livestock - Jan 1, 2008		Number	Rank
All Cattle.....		72,000	14
Beef Cows.....		26,000	24
Milk Cows.....		1,000	16



FALL RIVER

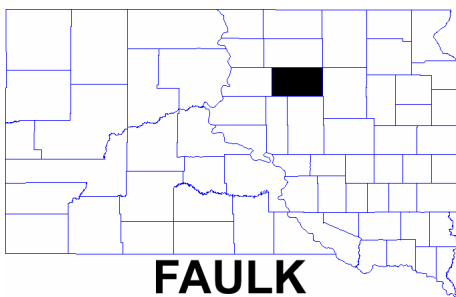
2000 Census Population 7,453
 Land Area (acres) 1,113,551

Census - 2002	Number	Rank
Number of Farms.....	278	49
Land in Farms (acres)	982,282	14
Total Cropland..... (acres)	144,161	62
Average Size Farm..... (acres)	3,533	12

Cash Receipts - 2006		Dollars	Rank
Crops.....		2,087,000	63
Livestock.....		97,066,000	2
Government Payments.....		1,210,000	61
Total Receipts.....		99,153,000	19

Crops - 2007	Planted Acres	Harvested Acres	Yield	Production	Rank
Corn, Grain.....(bu.)					
Soybeans.....(bu.)					
Sunflower..... (lbs)					
Wheat, All.....(bu.)	9,800	7,800	35.6	278,000	57
Wheat, Spring.....(bu.)					
Wheat, Winter.....(bu.)					
Oats.....(bu.)	1,600	700	71.4	50,000	49
Hay, All.....(tons)		10,000	0.77	7,700	65
Hay, Alfalfa.....(tons)		9,000	0.76	6,800	64

Livestock - Jan 1, 2008		Number	Rank
All Cattle.....		60,000	24
Beef Cows.....		45,000	6
Milk Cows.....			



FAULK

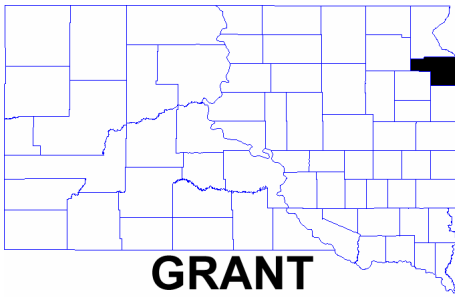
2000 Census Population 2,640
 Land Area (acres) 640,148

Census - 2002	Number	Rank
Number of Farms.....	265	52
Land in Farms (acres)	534,795	30
Total Cropland..... (acres)	338,388	22
Average Size Farm..... (acres)	2,018	20

Cash Receipts - 2006		Dollars	Rank
Crops.....		28,484,000	30
Livestock.....		41,163,000	35
Government Payments.....		4,876,000	35
Total Receipts.....		69,647,000	33

Crops - 2007	Planted Acres	Harvested Acres	Yield	Production	Rank
Corn, Grain.....(bu.)	95,900	87,100	107.8	9,386,000	27
Soybeans.....(bu.)	81,400	81,200	38.9	3,159,000	20
Sunflower..... (lbs)					
Wheat, All.....(bu.)	82,700	82,400	53.5	4,411,000	9
Wheat, Spring.....(bu.)	60,000	59,900	46.8	2,801,000	5
Wheat, Winter.....(bu.)	22,700	22,500	71.6	1,610,000	23
Oats.....(bu.)	4,000	1,800	74.4	134,000	24
Hay, All.....(tons)		55,000	2.23	122,500	20
Hay, Alfalfa.....(tons)		33,000	2.56	84,400	20

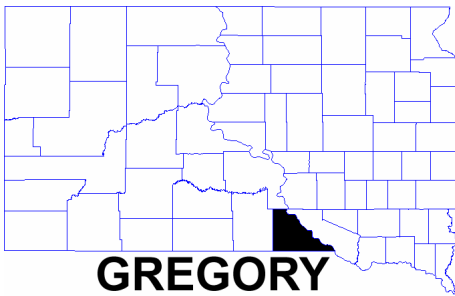
Livestock - Jan 1, 2008		Number	Rank
All Cattle.....		50,000	38
Beef Cows.....		20,000	34
Milk Cows.....		500	25



GRANT

2000 Census Population	7,847
Land Area (acres)	436,818
Census - 2002	Number Rank
Number of Farms	548 24
Land in Farms (acres)	350,299 49
Total Cropland..... (acres)	273,178 33
Average Size Farm (acres)	639 51

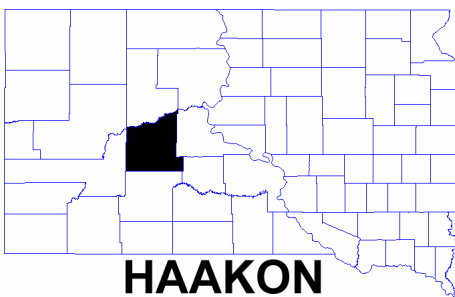
Cash Receipts - 2006				Dollars	Rank
Crops.....				40,584,000	22
Livestock				78,998,000	6
Government Payments.....				8,227,000	21
Total Receipts				119,582,000	12
Crops - 2007	Planted Acres	Harvested Acres	Yield	Production	Rank
Corn, Grain..... (bu.)	95,700	83,100	141.9	11,789,000	20
Soybeans (bu.)	84,100	83,600	38.5	3,215,000	19
Sunflower (lbs)					
Wheat, All..... (bu.)	39,500	39,100	51.3	2,007,000	31
Wheat, Spring (bu.)	29,500	29,300	47.7	1,399,000	16
Wheat, Winter (bu.)	10,000	9,800	62.0	608,000	41
Oats..... (bu.)	2,500	1,500	96.0	144,000	23
Hay, All..... (tons)		35,000	2.58	90,300	37
Hay, Alfalfa..... (tons)		23,000	3.07	70,500	28
Livestock - Jan 1, 2008				Number	Rank
All Cattle.....				57,000	28
Beef Cows.....				8,000	62
Milk Cows.....				9,500	2



GREGORY

2000 Census Population	4,792
Land Area (acres)	650,224
Census - 2002	Number Rank
Number of Farms	587 21
Land in Farms (acres)	650,897 24
Total Cropland..... (acres)	329,968 24
Average Size Farm (acres)	1,109 36

Cash Receipts - 2006				Dollars	Rank
Crops.....				14,345,000	40
Livestock				44,519,000	31
Government Payments.....				3,236,000	50
Total Receipts				58,864,000	38
Crops - 2007	Planted Acres	Harvested Acres	Yield	Production	Rank
Corn, Grain..... (bu.)	46,500	42,700	77.4	3,305,000	43
Soybeans (bu.)	15,700	15,600	43.0	671,000	40
Sunflower (lbs)	5,500	5,400	1,760.0	9,504,000	16
Wheat, All..... (bu.)	33,100	31,100	43.7	1,359,000	39
Wheat, Spring (bu.)	6,000	5,600	34.8	195,000	37
Wheat, Winter (bu.)	27,100	25,500	45.6	1,164,000	26
Oats..... (bu.)	10,500	4,500	76.2	343,000	7
Hay, All..... (tons)		127,000	2.40	305,300	3
Hay, Alfalfa..... (tons)		90,000	2.61	234,500	1
Livestock - Jan 1, 2008				Number	Rank
All Cattle.....				84,000	8
Beef Cows.....				34,000	17
Milk Cows.....				1,300	13

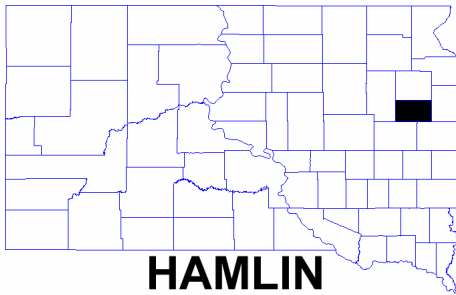


HAAKON

2000 Census Population	2,196
Land Area (acres)	1,160,391
Census - 2002	Number Rank
Number of Farms	268 51
Land in Farms (acres)	1,221,612 8
Total Cropland..... (acres)	472,531 9
Average Size Farm (acres)	4,558 5

Cash Receipts - 2006				Dollars	Rank
Crops.....				14,467,000	39
Livestock				39,001,000	38
Government Payments.....				4,179,000	46
Total Receipts				53,468,000	43
Crops - 2007	Planted Acres	Harvested Acres	Yield	Production	Rank
Corn, Grain..... (bu.)	8,200	3,100	39.0	121,000	56
Soybeans (bu.)					
Sunflower (lbs)					
Wheat, All..... (bu.)	156,500	140,500	34.8	4,891,000	7
Wheat, Spring (bu.)	25,500	17,100	18.4	315,000	31
Wheat, Winter (bu.)	131,000	123,400	37.1	4,576,000	5
Oats..... (bu.)	8,500	1,800	60.0	108,000	32
Hay, All..... (tons)		81,000	0.84	68,000	46
Hay, Alfalfa..... (tons)		48,000	0.79	38,000	53
Livestock - Jan 1, 2008				Number	Rank
All Cattle.....				70,000	16
Beef Cows.....				47,000	5
Milk Cows.....					

120 COUNTY PROFILES



HAMLIN

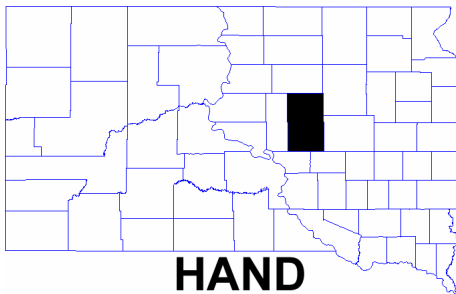
2000 Census Population 5,540
 Land Area (acres) 327,167

Census - 2002	Number	Rank
Number of Farms.....	451	33
Land in Farms (acres)	307,193	58
Total Cropland..... (acres)	252,152	39
Average Size Farm..... (acres)	681	48

Cash Receipts - 2006		Dollars	Rank
Crops.....		46,015,000	17
Livestock.....		33,200,000	41
Government Payments.....		7,471,000	24
Total Receipts.....		79,215,000	28

Crops - 2007	Planted Acres	Harvested Acres	Yield	Production	Rank
Corn, Grain.....(bu.)	96,600	88,900	147.0	13,066,000	16
Soybeans.....(bu.)	74,900	74,700	43.1	3,220,000	18
Sunflower..... (lbs)					
Wheat, All.....(bu.)	19,100	18,900	60.8	1,150,000	41
Wheat, Spring.....(bu.)	7,600	7,500	51.9	389,000	29
Wheat, Winter.....(bu.)	11,500	11,400	66.8	761,000	33
Oats.....(bu.)	3,900	2,900	97.2	282,000	10
Hay, All.....(tons)		22,000	2.90	63,800	49
Hay, Alfalfa.....(tons)		14,000	3.43	48,000	45

Livestock - Jan 1, 2008		Number	Rank
All Cattle.....		39,000	48
Beef Cows.....		9,000	60
Milk Cows.....		5,300	6



HAND

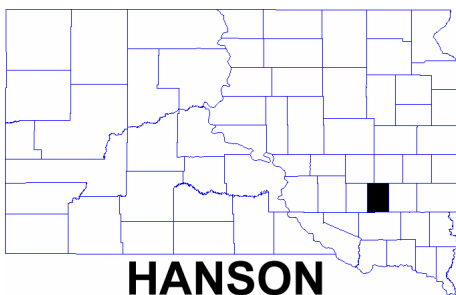
2000 Census Population 3,741
 Land Area (acres) 919,492

Census - 2002	Number	Rank
Number of Farms.....	480	31
Land in Farms (acres)	868,379	18
Total Cropland..... (acres)	508,883	6
Average Size Farm..... (acres)	1,809	23

Cash Receipts - 2006		Dollars	Rank
Crops.....		35,608,000	25
Livestock.....		57,963,000	20
Government Payments.....		8,369,000	19
Total Receipts.....		93,571,000	21

Crops - 2007	Planted Acres	Harvested Acres	Yield	Production	Rank
Corn, Grain.....(bu.)	124,500	111,100	104.8	11,639,000	22
Soybeans.....(bu.)	41,900	41,800	45.6	1,905,000	32
Sunflower..... (lbs)					
Wheat, All.....(bu.)	150,000	148,500	58.2	8,647,000	2
Wheat, Spring.....(bu.)	61,000	60,700	44.5	2,704,000	7
Wheat, Winter.....(bu.)	89,000	87,800	67.7	5,943,000	2
Oats.....(bu.)	6,000	1,900	83.7	159,000	21
Hay, All.....(tons)		130,000	2.18	283,000	4
Hay, Alfalfa.....(tons)		62,000	2.74	169,600	5

Livestock - Jan 1, 2008		Number	Rank
All Cattle.....		110,000	4
Beef Cows.....		42,000	9
Milk Cows.....		700	22



HANSON

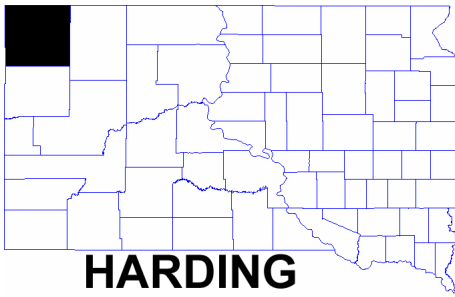
2000 Census Population 3,139
 Land Area (acres) 278,205

Census - 2002	Number	Rank
Number of Farms.....	319	44
Land in Farms (acres)	248,732	64
Total Cropland..... (acres)	202,903	55
Average Size Farm..... (acres)	780	45

Cash Receipts - 2006		Dollars	Rank
Crops.....		31,792,000	28
Livestock.....		38,801,000	39
Government Payments.....		4,229,000	45
Total Receipts.....		70,593,000	32

Crops - 2007	Planted Acres	Harvested Acres	Yield	Production	Rank
Corn, Grain.....(bu.)	71,500	67,200	103.8	6,973,000	34
Soybeans.....(bu.)	59,800	59,800	43.3	2,592,000	28
Sunflower..... (lbs)					
Wheat, All.....(bu.)	21,200	17,100	42.7	730,000	48
Wheat, Spring.....(bu.)					
Wheat, Winter.....(bu.)	21,200	17,100	42.7	730,000	35
Oats.....(bu.)	1,200	400	47.5	19,000	62
Hay, All.....(tons)		11,000	2.82	31,000	63
Hay, Alfalfa.....(tons)		8,000	3.19	25,500	59

Livestock - Jan 1, 2008		Number	Rank
All Cattle.....		38,000	50
Beef Cows.....		16,000	46
Milk Cows.....		1,000	16



HARDING

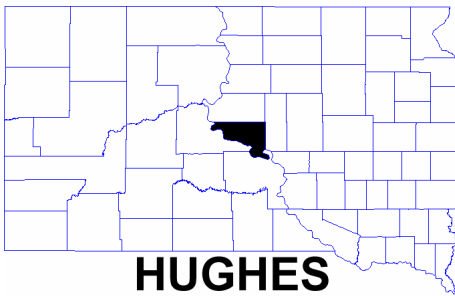
2000 Census Population 1,353
 Land Area (acres) 1,709,161

Census - 2002	Number	Rank
Number of Farms	223	60
Land in Farms(acres)	1,674,112	3
Total Cropland.....(acres)	212,174	52
Average Size Farm(acres)	7,507	1

Cash Receipts - 2006		Dollars	Rank
Crops.....		1,534,000	64
Livestock		35,875,000	40
Government Payments.....		3,018,000	53
Total Receipts		37,409,000	52

Crops - 2007	Planted Acres	Harvested Acres	Yield	Production	Rank
Corn, Grain.....(bu.)					
Soybeans(bu.)					
Sunflower(lbs)					
Wheat, All.....(bu.)	36,400	33,800	19.7	665,000	50
Wheat, Spring(bu.)	23,800	23,600	16.7	393,000	28
Wheat, Winter(bu.)	9,200	7,200	26.7	192,000	55
Oats.....(bu.)	9,000	900	47.8	43,000	51
Hay, All.....(tons)		108,000	1.13	121,600	21
Hay, Alfalfa.....(tons)		66,000	1.04	68,500	30

Livestock - Jan 1, 2008		Number	Rank
All Cattle.....		63,000	21
Beef Cows.....		42,000	9
Milk Cows.....			



HUGHES

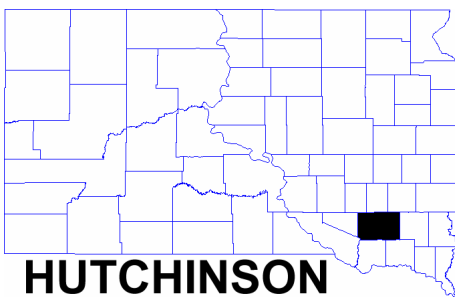
2000 Census Population 16,481
 Land Area (acres) 474,221

Census - 2002	Number	Rank
Number of Farms	258	53
Land in Farms(acres)	367,653	47
Total Cropland.....(acres)	224,827	48
Average Size Farm(acres)	1,425	29

Cash Receipts - 2006		Dollars	Rank
Crops.....		19,323,000	37
Livestock		22,450,000	57
Government Payments.....		4,302,000	43
Total Receipts		41,773,000	48

Crops - 2007	Planted Acres	Harvested Acres	Yield	Production	Rank
Corn, Grain.....(bu.)	38,300	25,900	87.5	2,266,000	46
Soybeans(bu.)	6,100	6,000	35.7	214,000	44
Sunflower(lbs)					
Wheat, All.....(bu.)	111,500	104,600	44.6	4,663,000	8
Wheat, Spring(bu.)	28,500	28,400	35.6	1,012,000	18
Wheat, Winter(bu.)	83,000	76,200	47.9	3,651,000	7
Oats.....(bu.)	2,700	1,800	72.2	130,000	25
Hay, All.....(tons)		23,000	1.55	35,700	62
Hay, Alfalfa.....(tons)		7,000	1.91	13,400	62

Livestock - Jan 1, 2008		Number	Rank
All Cattle.....		28,000	61
Beef Cows.....		16,000	46
Milk Cows.....			



HUTCHINSON

2000 Census Population 8,075
 Land Area (acres) 520,341

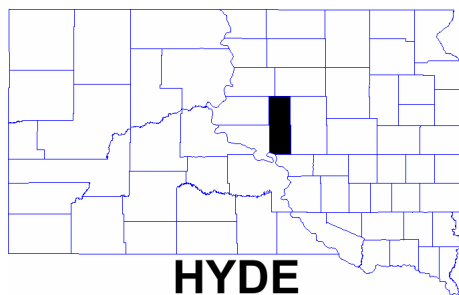
Census - 2002	Number	Rank
Number of Farms	768	7
Land in Farms(acres)	505,603	36
Total Cropland.....(acres)	413,245	13
Average Size Farm(acres)	658	49

Cash Receipts - 2006		Dollars	Rank
Crops.....		57,367,000	13
Livestock		89,682,000	4
Government Payments.....		9,882,000	12
Total Receipts		147,049,000	5

Crops - 2007	Planted Acres	Harvested Acres	Yield	Production	Rank
Corn, Grain.....(bu.)	143,000	131,400	110.8	14,553,000	14
Soybeans(bu.)	116,500	116,400	46.0	5,349,700	5
Sunflower(lbs)					
Wheat, All.....(bu.)					
Wheat, Spring(bu.)					
Wheat, Winter(bu.)	43,600	41,200	55.1	2,271,000	14
Oats.....(bu.)	2,100	1,500	78.0	117,000	28
Hay, All.....(tons)		30,000	3.10	93,000	35
Hay, Alfalfa.....(tons)		23,000	3.50	80,500	22

Livestock - Jan 1, 2008		Number	Rank
All Cattle.....		78,000	12
Beef Cows.....		24,000	30
Milk Cows.....			

122 COUNTY PROFILES



HYDE

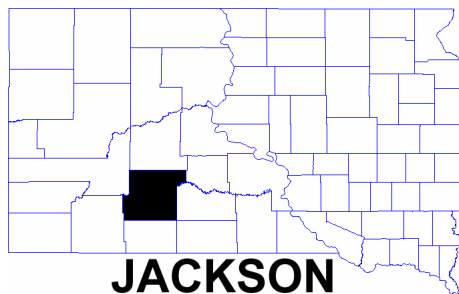
2000 Census Population 1,671
 Land Area (acres) 551,085

Census - 2002	Number	Rank
Number of Farms.....	187	63
Land in Farms (acres)	468,836	37
Total Cropland (acres)	188,814	58
Average Size Farm..... (acres)	2,507	17

Cash Receipts - 2006		Dollars	Rank
Crops.....		12,987,000	45
Livestock.....		22,696,000	55
Government Payments.....		2,746,000	56
Total Receipts.....		35,683,000	55

Crops - 2007	Planted Acres	Harvested Acres	Yield	Production	Rank
Corn, Grain.....(bu.)	42,000	25,800	88.9	2,294,000	45
Soybeans.....(bu.)	3,100	2,700	28.5	77,000	46
Sunflower.....(lbs)					
Wheat, All.....(bu.)	83,700	79,600	44.9	3,575,000	12
Wheat, Spring.....(bu.)	27,700	26,600	36.5	971,000	19
Wheat, Winter.....(bu.)	56,000	53,000	49.1	2,604,000	12
Oats.....(bu.)	4,700	2,200	81.8	180,000	19
Hay, All.....(tons)		47,000	2.30	108,100	28
Hay, Alfalfa.....(tons)		24,000	2.50	59,900	39

Livestock - Jan 1, 2008		Number	Rank
All Cattle.....		54,000	32
Beef Cows.....		25,000	25
Milk Cows.....			



JACKSON

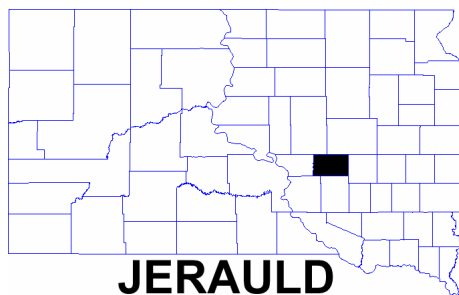
2000 Census Population 2,930
 Land Area (acres) 1,196,347

Census - 2002	Number	Rank
Number of Farms.....	308	45
Land in Farms (acres)	1,190,603	10
Total Cropland (acres)	246,310	41
Average Size Farm..... (acres)	3,866	9

Cash Receipts - 2006		Dollars	Rank
Crops.....		7,816,000	55
Livestock.....		24,730,000	51
Government Payments.....		1,730,000	59
Total Receipts.....		32,546,000	56

Crops - 2007	Planted Acres	Harvested Acres	Yield	Production	Rank
Corn, Grain.....(bu.)					
Soybeans.....(bu.)					
Sunflower.....(lbs)	1,700	1,700	1,160.0	1,972,000	36
Wheat, All.....(bu.)					
Wheat, Spring.....(bu.)	4,600	3,600	18.6	67,000	45
Wheat, Winter.....(bu.)					
Oats.....(bu.)					
Hay, All.....(tons)		70,000	1.03	71,900	44
Hay, Alfalfa.....(tons)		46,000	0.95	43,600	50

Livestock - Jan 1, 2008		Number	Rank
All Cattle.....		52,000	35
Beef Cows.....		36,000	14
Milk Cows.....			



JERAULD

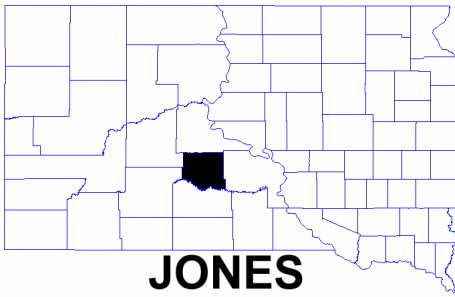
2000 Census Population 2,295
 Land Area (acres) 339,381

Census - 2002	Number	Rank
Number of Farms.....	272	50
Land in Farms (acres)	336,424	54
Total Cropland (acres)	192,124	56
Average Size Farm..... (acres)	1,237	33

Cash Receipts - 2006		Dollars	Rank
Crops.....		8,970,000	51
Livestock.....		32,701,000	43
Government Payments.....		2,813,000	55
Total Receipts.....		41,671,000	49

Crops - 2007	Planted Acres	Harvested Acres	Yield	Production	Rank
Corn, Grain.....(bu.)	43,000	39,200	96.0	3,763,000	42
Soybeans.....(bu.)	12,100	12,000	48.0	576,000	41
Sunflower.....(lbs)					
Wheat, All.....(bu.)	38,200	37,700	54.9	2,068,000	30
Wheat, Spring.....(bu.)	5,200	5,100	41.8	213,000	36
Wheat, Winter.....(bu.)	33,000	32,600	56.9	1,855,000	18
Oats.....(bu.)	3,000	900	66.7	60,000	47
Hay, All.....(tons)		41,000	2.51	103,100	32
Hay, Alfalfa.....(tons)		22,000	2.89	63,600	36

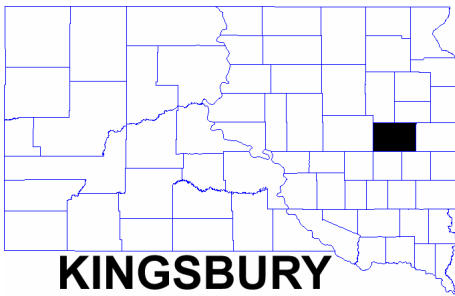
Livestock - Jan 1, 2008		Number	Rank
All Cattle.....		44,000	41
Beef Cows.....		18,000	37
Milk Cows.....			



JONES

2000 Census Population	1,193
Land Area	621,209 (acres)
Census - 2002	Number Rank
Number of Farms	163 65
Land in Farms	516,489 (acres) 35
Total Cropland	190,525 (acres) 57
Average Size Farm	3,169 (acres) 14

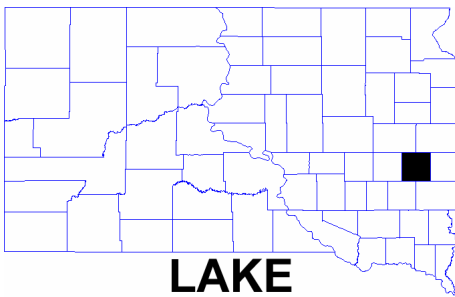
Cash Receipts - 2006				Dollars	Rank
Crops.....				5,681,000	58
Livestock				19,372,000	60
Government Payments.....				2,924,000	54
Total Receipts				25,053,000	63
Crops - 2007	Planted Acres	Harvested Acres	Yield	Production	Rank
Corn, Grain..... (bu.)	7,300	2,700	61.1	165,000	55
Soybeans					
Sunflower					
Wheat, All..... (bu.)	60,500	57,900	39.6	2,292,000	25
Wheat, Spring	9,400	9,300	28.6	266,000	33
Wheat, Winter	51,100	48,600	41.7	2,026,000	17
Oats..... (bu.)	4,400	2,300	70.4	162,000	20
Hay, All..... (tons)		96,000	1.45	139,200	15
Hay, Alfalfa..... (tons)		38,000	1.21	45,800	47
Livestock - Jan 1, 2008				Number	Rank
All Cattle.....				43,000	44
Beef Cows.....				18,000	37
Milk Cows.....					



KINGSBURY

2000 Census Population	5,815
Land Area	536,592 (acres)
Census - 2002	Number Rank
Number of Farms	599 19
Land in Farms	518,642 (acres) 34
Total Cropland	425,502 (acres) 12
Average Size Farm	866 (acres) 43

Cash Receipts - 2006				Dollars	Rank
Crops.....				58,630,000	11
Livestock				49,614,000	25
Government Payments.....				9,046,000	15
Total Receipts				108,244,000	17
Crops - 2007	Planted Acres	Harvested Acres	Yield	Production	Rank
Corn, Grain..... (bu.)	138,500	124,900	135.5	16,928,000	9
Soybeans	123,500	123,400	44.7	5,510,000	3
Sunflower					
Wheat, All..... (bu.)	34,600	34,000	48.2	1,638,000	36
Wheat, Spring	9,500	9,000	42.3	381,000	30
Wheat, Winter	25,100	25,000	50.3	1,257,000	25
Oats..... (bu.)	2,700	2,000	91.0	182,000	18
Hay, All..... (tons)		37,000	3.38	124,900	18
Hay, Alfalfa..... (tons)		31,000	3.63	112,500	14
Livestock - Jan 1, 2008				Number	Rank
All Cattle.....				66,000	19
Beef Cows.....				25,000	25
Milk Cows.....					

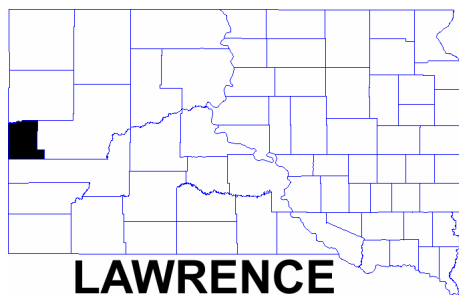


LAKE

2000 Census Population	11,276
Land Area	360,491 (acres)
Census - 2002	Number Rank
Number of Farms	513 29
Land in Farms	325,134 (acres) 56
Total Cropland	262,941 (acres) 37
Average Size Farm	634 (acres) 52

Cash Receipts - 2006				Dollars	Rank
Crops.....				69,144,000	5
Livestock				45,097,000	30
Government Payments.....				9,750,000	13
Total Receipts				114,241,000	14
Crops - 2007	Planted Acres	Harvested Acres	Yield	Production	Rank
Corn, Grain..... (bu.)	128,000	115,800	142.8	16,537,000	11
Soybeans	91,400	91,300	45.5	4,156,000	13
Sunflower					
Wheat, All..... (bu.)					
Wheat, Spring	600	600	33.3	20,000	54
Wheat, Winter					
Oats..... (bu.)	2,500	1,500	67.3	101,000	34
Hay, All..... (tons)		16,000	3.32	53,100	57
Hay, Alfalfa..... (tons)		13,000	3.56	46,300	46
Livestock - Jan 1, 2008				Number	Rank
All Cattle.....				30,000	57
Beef Cows.....				13,000	55
Milk Cows.....					

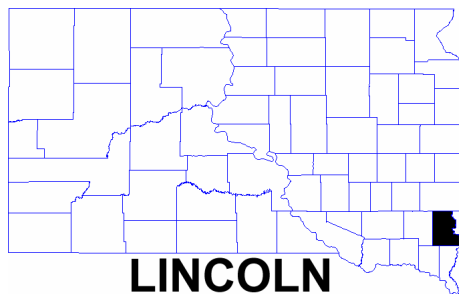
124 COUNTY PROFILES



LAWRENCE

2000 Census Population	21,802	
Land Area.....(acres)	512,039	
Census - 2002	Number	Rank
Number of Farms.....	239	56
Land in Farms.....(acres)	140,703	66
Total Cropland.....(acres)	40,492	66
Average Size Farm.....(acres)	589	55

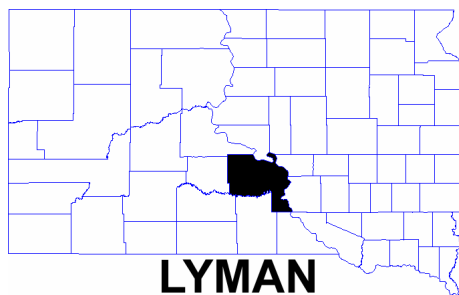
Cash Receipts - 2006				Dollars	Rank
Crops.....				1,291,000	65
Livestock.....				12,147,000	64
Government Payments.....				99,000	66
Total Receipts.....				13,438,000	65
Crops - 2007	Planted Acres	Harvested Acres	Yield	Production	Rank
Corn, Grain.....(bu.)	800	500	32.0	16,000	66
Soybeans.....(bu.)					
Sunflower.....(lbs)					
Wheat, All.....(bu.)					
Wheat, Spring.....(bu.)					
Wheat, Winter.....(bu.)					
Oats.....(bu.)					
Hay, All.....(tons)		32,000	1.74	55,700	54
Hay, Alfalfa.....(tons)		18,000	1.98	35,600	56
Livestock - Jan 1, 2008				Number	Rank
All Cattle.....				17,000	65
Beef Cows.....				9,000	60
Milk Cows.....					



LINCOLN

2000 Census Population	24,131	
Land Area.....(acres)	370,009	
Census - 2002	Number	Rank
Number of Farms.....	841	6
Land in Farms.....(acres)	309,552	57
Total Cropland.....(acres)	277,014	32
Average Size Farm.....(acres)	368	65

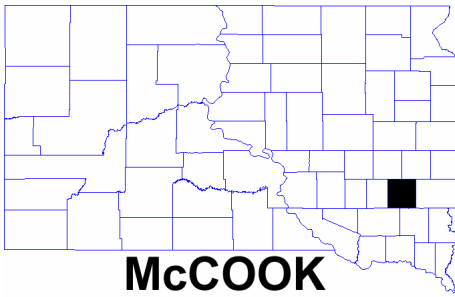
Cash Receipts - 2006				Dollars	Rank
Crops.....				79,773,000	4
Livestock.....				62,373,000	17
Government Payments.....				9,997,000	10
Total Receipts.....				142,146,000	7
Crops - 2007	Planted Acres	Harvested Acres	Yield	Production	Rank
Corn, Grain.....(bu.)	162,000	150,300	113.0	16,977,000	8
Soybeans.....(bu.)	111,000	110,900	42.7	4,731,800	9
Sunflower.....(lbs)					
Wheat, All.....(bu.)					
Wheat, Spring.....(bu.)					
Wheat, Winter.....(bu.)					
Oats.....(bu.)					
Hay, All.....(tons)		11,000	3.63	39,900	61
Hay, Alfalfa.....(tons)		10,000	3.79	37,900	54
Livestock - Jan 1, 2008				Number	Rank
All Cattle.....				37,000	52
Beef Cows.....				11,000	57
Milk Cows.....				500	25



LYMAN

2000 Census Population	3,895	
Land Area.....(acres)	1,049,653	
Census - 2002	Number	Rank
Number of Farms.....	420	34
Land in Farms.....(acres)	885,332	17
Total Cropland.....(acres)	392,333	14
Average Size Farm.....(acres)	2,108	19

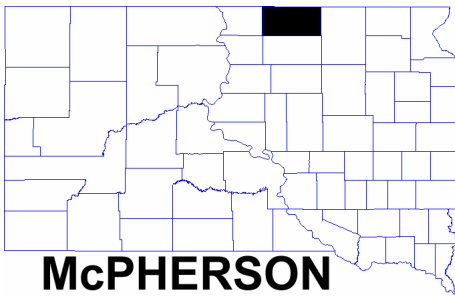
Cash Receipts - 2006				Dollars	Rank
Crops.....				25,572,000	32
Livestock.....				23,455,000	54
Government Payments.....				8,373,000	18
Total Receipts.....				49,027,000	46
Crops - 2007	Planted Acres	Harvested Acres	Yield	Production	Rank
Corn, Grain.....(bu.)	36,300	33,000	80.3	2,650,000	44
Soybeans.....(bu.)					
Sunflower.....(lbs)					
Wheat, All.....(bu.)	131,000	128,300	46.5	5,963,000	4
Wheat, Spring.....(bu.)	14,000	13,800	37.5	517,000	24
Wheat, Winter.....(bu.)	117,000	114,500	47.6	5,446,000	3
Oats.....(bu.)	4,100	1,300	68.5	89,000	39
Hay, All.....(tons)		85,000	1.52	129,300	17
Hay, Alfalfa.....(tons)		25,000	1.81	45,200	48
Livestock - Jan 1, 2008				Number	Rank
All Cattle.....				55,000	31
Beef Cows.....				27,000	23
Milk Cows.....					



McCOOK

2000 Census Population	5,832
Land Area	367,721 (acres)
Census - 2002	Number Rank
Number of Farms	539 25
Land in Farms	345,010 (acres) 51
Total Cropland	284,027 (acres) 31
Average Size Farm	640 (acres) 50

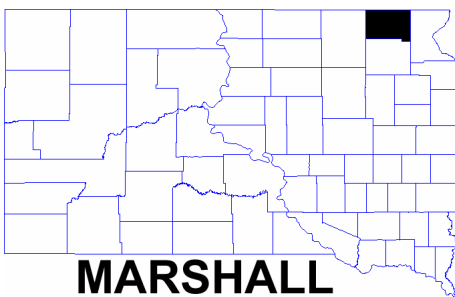
Cash Receipts - 2006				Dollars	Rank
Crops.....				49,316,000	16
Livestock				39,347,000	37
Government Payments.....				8,048,000	22
Total Receipts				88,663,000	24
Crops - 2007	Planted Acres	Harvested Acres	Yield	Production	Rank
Corn, Grain..... (bu.)	126,500	116,100	121.9	14,155,000	15
Soybeans	98,800	98,500	45.7	4,501,000	10
Sunflower					
Wheat, All..... (bu.)					
Wheat, Spring					
Wheat, Winter	2,300	1,900	38.4	73,000	60
Oats..... (bu.)	1,900	1,100	89.1	98,000	36
Hay, All..... (tons)		19,000	2.83	53,700	55
Hay, Alfalfa..... (tons)		13,000	3.45	44,900	49
Livestock - Jan 1, 2008				Number	Rank
All Cattle.....				36,000	53
Beef Cows.....				17,000	41
Milk Cows.....				2,200	9



McPHERSON

2000 Census Population	2,904
Land Area	727,689 (acres)
Census - 2002	Number Rank
Number of Farms	413 35
Land in Farms	536,730 (acres) 29
Total Cropland	289,954 (acres) 28
Average Size Farm	1,300 (acres) 32

Cash Receipts - 2006				Dollars	Rank
Crops.....				12,040,000	46
Livestock				71,477,000	11
Government Payments.....				4,311,000	41
Total Receipts				83,517,000	25
Crops - 2007	Planted Acres	Harvested Acres	Yield	Production	Rank
Corn, Grain..... (bu.)	65,600	50,600	119.0	6,021,000	37
Soybeans	29,800	29,600	36.2	1,072,000	37
Sunflower					
Wheat, All..... (bu.)	47,400	47,000	47.5	2,231,000	29
Wheat, Spring	41,000	40,600	42.6	1,731,000	15
Wheat, Winter	6,400	6,400	78.1	500,000	44
Oats..... (bu.)	11,000	5,100	61.0	311,000	8
Hay, All..... (tons)		117,000	2.15	251,600	7
Hay, Alfalfa..... (tons)		68,000	2.43	165,400	8
Livestock - Jan 1, 2008				Number	Rank
All Cattle.....				62,000	23
Beef Cows.....				35,000	15
Milk Cows.....					

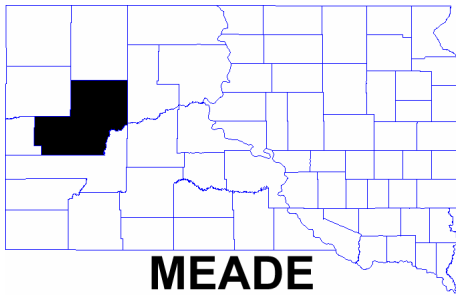


MARSHALL

2000 Census Population	4,576
Land Area	536,888 (acres)
Census - 2002	Number Rank
Number of Farms	529 27
Land in Farms	524,688 (acres) 33
Total Cropland	339,758 (acres) 21
Average Size Farm	992 (acres) 38

Cash Receipts - 2006				Dollars	Rank
Crops.....				45,564,000	18
Livestock				83,087,000	5
Government Payments.....				8,697,000	17
Total Receipts				128,651,000	11
Crops - 2007	Planted Acres	Harvested Acres	Yield	Production	Rank
Corn, Grain..... (bu.)	93,600	84,300	139.9	11,795,000	19
Soybeans	59,600	59,100	37.8	2,236,000	29
Sunflower					
Wheat, All..... (bu.)					
Wheat, Spring	13,500	12,400	40.9	507,000	25
Wheat, Winter					
Oats..... (bu.)	1,400	700	88.6	62,000	45
Hay, All..... (tons)		38,000	2.39	91,000	36
Hay, Alfalfa..... (tons)		21,000	3.06	64,300	35
Livestock - Jan 1, 2008				Number	Rank
All Cattle.....				78,000	12
Beef Cows.....				25,000	25
Milk Cows.....					

126 COUNTY PROFILES



MEADE

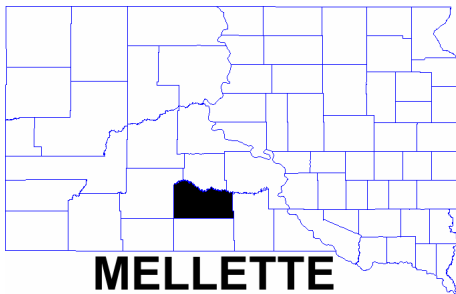
2000 Census Population 24,253
 Land Area (acres) 2,221,341

Census - 2002	Number	Rank
Number of Farms.....	895	5
Land in Farms (acres)	2,228,839	1
Total Cropland (acres)	538,202	4
Average Size Farm..... (acres)	2,490	18

Cash Receipts - 2006		Dollars	Rank
Crops.....		9,747,000	49
Livestock.....		56,993,000	21
Government Payments.....		3,232,000	51
Total Receipts.....		66,740,000	35

Crops - 2007	Planted Acres	Harvested Acres	Yield	Production	Rank
Corn, Grain.....(bu.)	2,500	700	70.0	49,000	61
Soybeans.....(bu.)					
Sunflower.....(lbs)					
Wheat, All.....(bu.)	65,800	57,500	27.4	1,573,000	37
Wheat, Spring.....(bu.)	16,400	15,700	19.4	304,000	32
Wheat, Winter.....(bu.)	49,400	41,800	30.4	1,269,000	24
Oats.....(bu.)	11,500	1,300	42.3	55,000	48
Hay, All.....(tons)		214,000	1.03	221,400	8
Hay, Alfalfa.....(tons)		165,000	1.02	168,300	6

Livestock - Jan 1, 2008		Number	Rank
All Cattle.....		110,000	4
Beef Cows.....		77,000	1
Milk Cows.....			



MELLETTTE

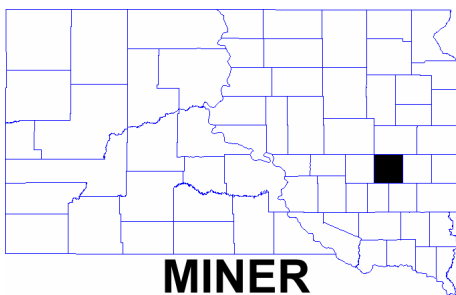
2000 Census Population 2,083
 Land Area (acres) 836,232

Census - 2002	Number	Rank
Number of Farms.....	200	61
Land in Farms (acres)	660,456	23
Total Cropland (acres)	124,681	63
Average Size Farm..... (acres)	3,302	13

Cash Receipts - 2006		Dollars	Rank
Crops.....		2,964,000	62
Livestock.....		24,621,000	52
Government Payments.....		1,151,000	62
Total Receipts.....		27,585,000	59

Crops - 2007	Planted Acres	Harvested Acres	Yield	Production	Rank
Corn, Grain.....(bu.)	10,200	5,500	42.5	234,000	54
Soybeans.....(bu.)					
Sunflower.....(lbs)					
Wheat, All.....(bu.)	26,100	25,200	31.6	796,000	45
Wheat, Spring.....(bu.)	2,400	2,400	20.8	50,000	47
Wheat, Winter.....(bu.)	23,700	22,800	32.7	746,000	34
Oats.....(bu.)	2,400	800	45.0	36,000	54
Hay, All.....(tons)		49,000	1.37	67,100	47
Hay, Alfalfa.....(tons)		44,000	1.35	59,600	40

Livestock - Jan 1, 2008		Number	Rank
All Cattle.....		64,000	20
Beef Cows.....		35,000	15
Milk Cows.....			



MINER

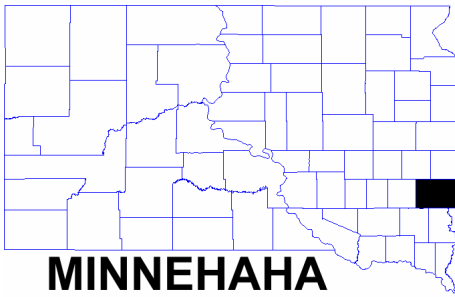
2000 Census Population 2,884
 Land Area (acres) 365,042

Census - 2002	Number	Rank
Number of Farms.....	370	40
Land in Farms (acres)	291,066	59
Total Cropland (acres)	209,719	54
Average Size Farm..... (acres)	787	44

Cash Receipts - 2006		Dollars	Rank
Crops.....		30,624,000	29
Livestock.....		32,758,000	42
Government Payments.....		5,218,000	33
Total Receipts.....		63,382,000	37

Crops - 2007	Planted Acres	Harvested Acres	Yield	Production	Rank
Corn, Grain.....(bu.)	70,200	63,600	117.7	7,484,000	31
Soybeans.....(bu.)	61,700	61,500	45.9	2,824,000	24
Sunflower.....(lbs)					
Wheat, All.....(bu.)	20,700	17,700	40.1	710,000	49
Wheat, Spring.....(bu.)	1,400	1,300	36.2	47,000	48
Wheat, Winter.....(bu.)	19,300	16,400	40.4	663,000	38
Oats.....(bu.)	2,000	1,400	81.4	114,000	29
Hay, All.....(tons)		21,000	2.54	53,400	56
Hay, Alfalfa.....(tons)		15,000	2.75	41,200	51

Livestock - Jan 1, 2008		Number	Rank
All Cattle.....		43,000	44
Beef Cows.....		18,000	37
Milk Cows.....		500	25



MINNEHAHA

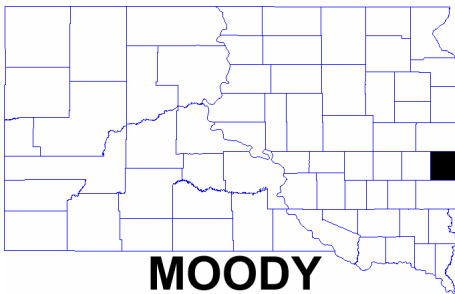
2000 Census Population 148,281
 Land Area (acres) 517,873

Census - 2002	Number	Rank
Number of Farms	1,209	1
Land in Farms(acres)	421,946	41
Total Cropland.....(acres)	364,807	19
Average Size Farm(acres)	349	66

Cash Receipts - 2006				Dollars	Rank
Crops.....				86,786,000	3
Livestock				70,400,000	13
Government Payments.....				14,524,000	3
Total Receipts				157,186,000	4

Crops - 2007	Planted Acres	Harvested Acres	Yield	Production	Rank
Corn, Grain.....(bu.)	179,000	164,700	144.1	23,741,000	2
Soybeans(bu.)	117,800	116,700	46.0	5,373,000	4
Sunflower(lbs)					
Wheat, All.....(bu.)					
Wheat, Spring(bu.)					
Wheat, Winter(bu.)	1,800	1,800	51.1	92,000	59
Oats.....(bu.)	3,200	1,200	85.0	102,000	33
Hay, All.....(tons)		33,000	3.56	117,600	23
Hay, Alfalfa.....(tons)		23,000	4.27	98,300	15

Livestock - Jan 1, 2008		Number	Rank
All Cattle.....		63,000	21
Beef Cows.....		21,000	32
Milk Cows.....		5,900	4



MOODY

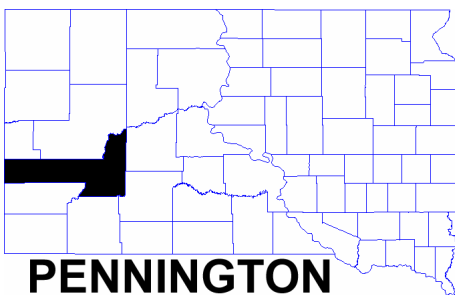
2000 Census Population 6,595
 Land Area (acres) 332,611

Census - 2002	Number	Rank
Number of Farms	580	23
Land in Farms(acres)	282,751	61
Total Cropland.....(acres)	237,146	42
Average Size Farm(acres)	488	62

Cash Receipts - 2006				Dollars	Rank
Crops.....				67,617,000	6
Livestock				42,594,000	34
Government Payments.....				10,138,000	9
Total Receipts				110,211,000	15

Crops - 2007	Planted Acres	Harvested Acres	Yield	Production	Rank
Corn, Grain.....(bu.)	153,500	147,700	157.4	23,245,000	4
Soybeans(bu.)	65,100	64,600	48.0	3,102,000	21
Sunflower(lbs)					
Wheat, All.....(bu.)					
Wheat, Spring(bu.)	1,600	1,600	53.1	85,000	43
Wheat, Winter(bu.)					
Oats.....(bu.)	1,300	600	66.7	40,000	53
Hay, All.....(tons)		20,000	3.22	64,300	48
Hay, Alfalfa.....(tons)		12,000	4.04	48,500	44

Livestock - Jan 1, 2008		Number	Rank
All Cattle.....		30,000	57
Beef Cows.....		10,000	58
Milk Cows.....		5,600	5



PENNINGTON

2000 Census Population 88,565
 Land Area (acres) 1,776,877

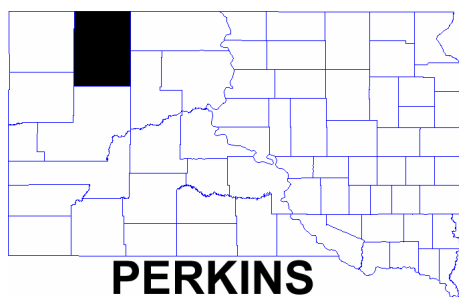
Census - 2002	Number	Rank
Number of Farms	696	12
Land in Farms(acres)	1,209,981	9
Total Cropland.....(acres)	331,782	23
Average Size Farm(acres)	1,738	25

Cash Receipts - 2006				Dollars	Rank
Crops.....				13,251,000	44
Livestock				40,630,000	36
Government Payments.....				2,221,000	58
Total Receipts				53,881,000	42

Crops - 2007	Planted Acres	Harvested Acres	Yield	Production	Rank
Corn, Grain.....(bu.)					
Soybeans(bu.)					
Sunflower(lbs)	4,500	4,500	1,000.0	4,500,000	26
Wheat, All.....(bu.)					
Wheat, Spring(bu.)					
Wheat, Winter(bu.)	62,300	55,100	31.2	1,721,000	20
Oats.....(bu.)	4,700	2,200	45.0	99,000	35
Hay, All.....(tons)		75,000	0.83	62,500	50
Hay, Alfalfa.....(tons)		66,000	0.84	55,500	43

Livestock - Jan 1, 2008		Number	Rank
All Cattle.....		57,000	28
Beef Cows.....		30,000	19
Milk Cows.....			

128 COUNTY PROFILES



PERKINS

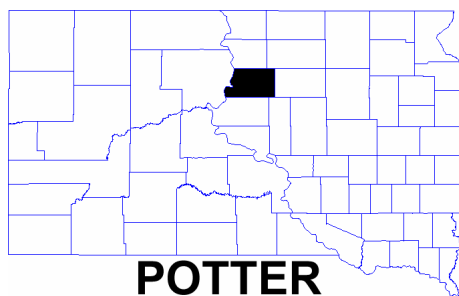
2000 Census Population 3,363
 Land Area (acres) 1,837,925

Census - 2002	Number	Rank
Number of Farms.....	452	32
Land in Farms (acres)	1,781,628	2
Total Cropland..... (acres)	490,711	8
Average Size Farm..... (acres)	3,942	7

Cash Receipts - 2006		Dollars	Rank
Crops.....		8,656,000	53
Livestock.....		44,505,000	32
Government Payments.....		5,998,000	31
Total Receipts.....		53,161,000	44

Crops - 2007	Planted Acres	Harvested Acres	Yield	Production	Rank
Corn, Grain.....(bu.)	21,200	7,900	42.9	339,000	53
Soybeans.....(bu.)					
Sunflower.....(lbs)					
Wheat, All.....(bu.)					
Wheat, Spring.....(bu.)	70,300	66,000	20.2	1,332,000	17
Wheat, Winter.....(bu.)	33,500	27,100	32.9	892,000	29
Oats.....(bu.)	23,000	2,500	45.2	113,000	30
Hay, All.....(tons)		202,000	1.27	257,500	6
Hay, Alfalfa.....(tons)		137,000	1.21	165,500	7

Livestock - Jan 1, 2008		Number	Rank
All Cattle.....		88,000	6
Beef Cows.....		53,000	3
Milk Cows.....			



POTTER

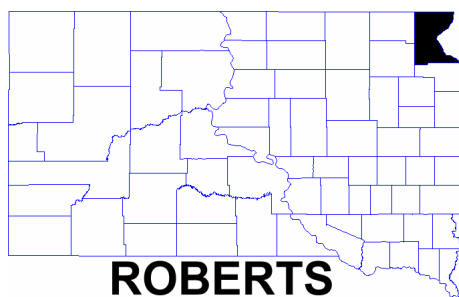
2000 Census Population 2,693
 Land Area (acres) 554,579

Census - 2002	Number	Rank
Number of Farms.....	256	54
Land in Farms (acres)	452,912	38
Total Cropland..... (acres)	313,534	26
Average Size Farm..... (acres)	1,769	24

Cash Receipts - 2006		Dollars	Rank
Crops.....		22,049,000	34
Livestock.....		25,868,000	48
Government Payments.....		6,273,000	30
Total Receipts.....		47,917,000	47

Crops - 2007	Planted Acres	Harvested Acres	Yield	Production	Rank
Corn, Grain.....(bu.)	84,200	82,100	109.6	8,999,000	28
Soybeans.....(bu.)	27,800	27,600	40.4	1,116,000	35
Sunflower.....(lbs)					
Wheat, All.....(bu.)	147,500	145,300	52.1	7,569,000	3
Wheat, Spring.....(bu.)	72,500	71,300	44.8	3,191,000	3
Wheat, Winter.....(bu.)	75,000	74,000	59.2	4,378,000	6
Oats.....(bu.)	8,500	4,000	93.0	372,000	3
Hay, All.....(tons)		40,000	1.77	70,800	45
Hay, Alfalfa.....(tons)		11,000	2.42	26,600	57

Livestock - Jan 1, 2008		Number	Rank
All Cattle.....		32,000	56
Beef Cows.....		15,000	50
Milk Cows.....			



ROBERTS

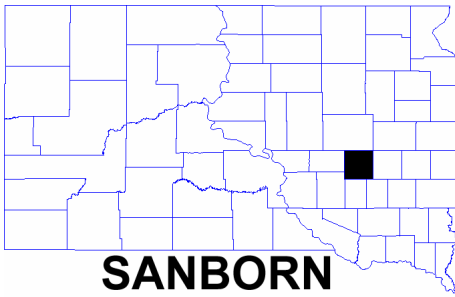
2000 Census Population 10,016
 Land Area (acres) 704,856

Census - 2002	Number	Rank
Number of Farms.....	936	4
Land in Farms (acres)	592,893	25
Total Cropland..... (acres)	449,241	11
Average Size Farm..... (acres)	633	53

Cash Receipts - 2006		Dollars	Rank
Crops.....		66,253,000	7
Livestock.....		49,171,000	26
Government Payments.....		11,350,000	6
Total Receipts.....		115,424,000	13

Crops - 2007	Planted Acres	Harvested Acres	Yield	Production	Rank
Corn, Grain.....(bu.)	116,000	107,100	139.2	14,912,000	13
Soybeans.....(bu.)	140,500	140,200	37.6	5,267,000	6
Sunflower.....(lbs)					
Wheat, All.....(bu.)					
Wheat, Spring.....(bu.)	47,000	45,500	41.9	1,908,000	12
Wheat, Winter.....(bu.)					
Oats.....(bu.)	800	400	75.0	30,000	58
Hay, All.....(tons)		53,000	2.15	113,800	25
Hay, Alfalfa.....(tons)		25,000	3.00	75,000	24

Livestock - Jan 1, 2008		Number	Rank
All Cattle.....		51,000	36
Beef Cows.....		15,000	50
Milk Cows.....		1,300	13



SANBORN

2000 Census Population	2,675
Land Area	364,192 (acres)
Census - 2002	Number Rank
Number of Farms	394 37
Land in Farms	380,039 (acres) 45
Total Cropland	263,717 (acres) 36
Average Size Farm	965 (acres) 40

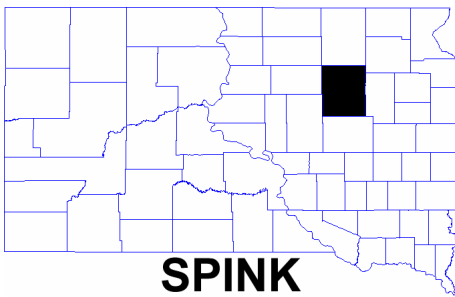
Cash Receipts - 2006				Dollars	Rank
Crops.....				13,751,000	42
Livestock				43,214,000	33
Government Payments.....				4,711,000	36
Total Receipts				56,965,000	39
Crops - 2007	Planted Acres	Harvested Acres	Yield	Production	Rank
Corn, Grain..... (bu.)	64,900	59,700	125.7	7,505,000	30
Soybeans	29,900	29,500	48.7	1,438,000	34
Sunflower					
Wheat, All..... (bu.)					
Wheat, Spring					
Wheat, Winter	14,500	13,600	50.4	685,000	37
Oats..... (bu.)	2,300	1,200	76.7	92,000	38
Hay, All..... (tons)		62,000	2.66	165,100	11
Hay, Alfalfa..... (tons)		34,000	3.46	117,700	13
Livestock - Jan 1, 2008				Number	Rank
All Cattle.....				57,000	28
Beef Cows.....				25,000	25
Milk Cows.....					



SHANNON

2000 Census Population	12,466
Land Area	1,340,131 (acres)
Census - 2002	Number Rank
Number of Farms	200 61
Land in Farms	1,266,655 (acres) 6
Total Cropland	164,004 (acres) 61
Average Size Farm	6,333 (acres) 2

Cash Receipts - 2006				Dollars	Rank
Crops.....				3,599,000	61
Livestock				15,661,000	62
Government Payments.....				871,000	63
Total Receipts				19,260,000	64
Crops - 2007	Planted Acres	Harvested Acres	Yield	Production	Rank
Corn, Grain..... (bu.)					
Soybeans					
Sunflower					
Wheat, All..... (bu.)					
Wheat, Spring					
Wheat, Winter	25,000	22,300	28.4	634,000	39
Oats..... (bu.)					
Hay, All..... (tons)		13,000	0.75	9,700	64
Hay, Alfalfa..... (tons)		8,000	0.70	5,600	66
Livestock - Jan 1, 2008				Number	Rank
All Cattle.....				36,000	53
Beef Cows.....				19,000	36
Milk Cows.....					

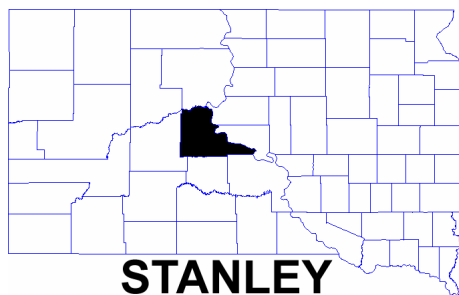


SPINK

2000 Census Population	7,454
Land Area	962,551 (acres)
Census - 2002	Number Rank
Number of Farms	682 15
Land in Farms	911,373 (acres) 16
Total Cropland	721,591 (acres) 2
Average Size Farm	1,336 (acres) 30

Cash Receipts - 2006				Dollars	Rank
Crops.....				94,987,000	2
Livestock				66,606,000	15
Government Payments.....				15,682,000	2
Total Receipts				161,593,000	2
Crops - 2007	Planted Acres	Harvested Acres	Yield	Production	Rank
Corn, Grain..... (bu.)	212,000	184,700	126.1	23,283,000	3
Soybeans	179,000	175,700	39.4	6,925,000	2
Sunflower	4,800	4,300	1,170.0	5,031,000	24
Wheat, All..... (bu.)	124,100	112,900	45.9	5,181,000	6
Wheat, Spring	93,500	82,900	42.5	3,521,000	2
Wheat, Winter	30,600	30,000	55.3	1,660,000	21
Oats..... (bu.)	2,000	500	52.0	26,000	59
Hay, All..... (tons)		59,000	2.67	157,800	12
Hay, Alfalfa..... (tons)		36,000	3.40	122,300	12
Livestock - Jan 1, 2008				Number	Rank
All Cattle.....				81,000	9
Beef Cows.....				30,000	19
Milk Cows.....				400	28

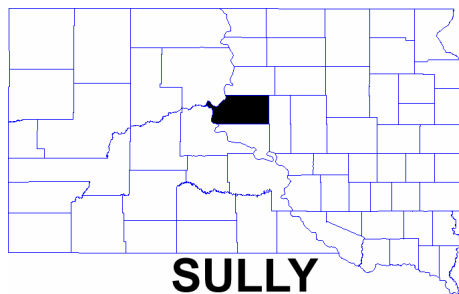
130 COUNTY PROFILES



STANLEY

2000 Census Population	2,772	
Land Area	923,760 (acres)	
Census - 2002	Number	Rank
Number of Farms.....	166	64
Land in Farms	866,345 (acres)	19
Total Cropland	222,841 (acres)	50
Average Size Farm.....	5,219 (acres)	3

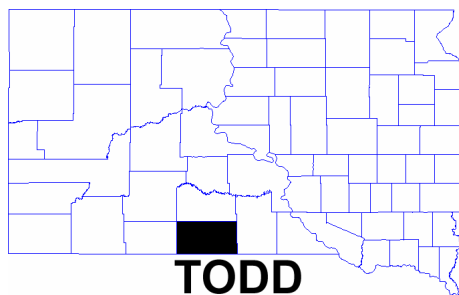
Cash Receipts - 2006				Dollars	Rank	
Crops				13,789,000	41	
Livestock				13,458,000	63	
Government Payments				4,543,000	37	
Total Receipts				27,247,000	60	
Crops - 2007	Planted Acres	Harvested Acres	Yield	Production	Rank	
Corn, Grain	(bu.)					
Soybeans	(bu.)					
Sunflower	(lbs)	10,200	9,700	760.0	7,372,000	20
Wheat, All	(bu.)	140,200	124,900	33.4	4,167,000	11
Wheat, Spring	(bu.)	35,200	35,100	25.8	904,000	20
Wheat, Winter	(bu.)	105,000	89,800	36.3	3,263,000	9
Oats	(bu.)	5,500	1,300	47.7	62,000	45
Hay, All	(tons)		59,000	1.01	59,500	52
Hay, Alfalfa	(tons)		14,000	1.00	14,000	61
Livestock - Jan 1, 2008				Number	Rank	
All Cattle				28,000	61	
Beef Cows				17,000	41	
Milk Cows						



SULLY

2000 Census Population	1,556	
Land Area	644,453 (acres)	
Census - 2002	Number	Rank
Number of Farms.....	228	58
Land in Farms	573,429 (acres)	28
Total Cropland	456,324 (acres)	10
Average Size Farm.....	2,515 (acres)	16

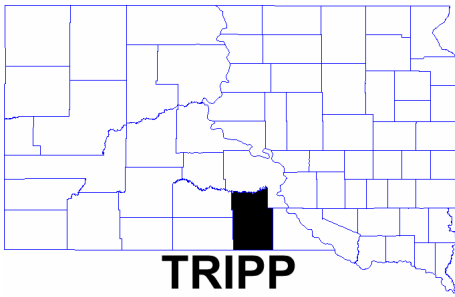
Cash Receipts - 2006				Dollars	Rank	
Crops				58,120,000	12	
Livestock				23,901,000	53	
Government Payments				7,135,000	26	
Total Receipts				82,021,000	26	
Crops - 2007	Planted Acres	Harvested Acres	Yield	Production	Rank	
Corn, Grain	(bu.)	84,100	80,300	92.4	7,416,000	32
Soybeans	(bu.)	12,400	12,000	47.9	575,000	42
Sunflower	(lbs)	87,200	87,000	1,786.0	155,340,000	1
Wheat, All	(bu.)	234,500	230,900	45.7	10,562,000	1
Wheat, Spring	(bu.)	77,000	75,800	35.0	2,651,000	8
Wheat, Winter	(bu.)	157,500	155,100	51.0	7,911,000	1
Oats	(bu.)	2,000	1,300	83.8	109,000	31
Hay, All	(tons)		27,000	1.78	48,000	59
Hay, Alfalfa	(tons)		5,000	1.96	9,800	63
Livestock - Jan 1, 2008				Number	Rank	
All Cattle				39,000	48	
Beef Cows				15,000	50	
Milk Cows						



TODD

2000 Census Population	9,050	
Census - 2002	Number	Rank
Number of Farms.....	249	55
Land in Farms	916,619 (acres)	15
Total Cropland	186,730 (acres)	59
Average Size Farm.....	3,681 (acres)	11

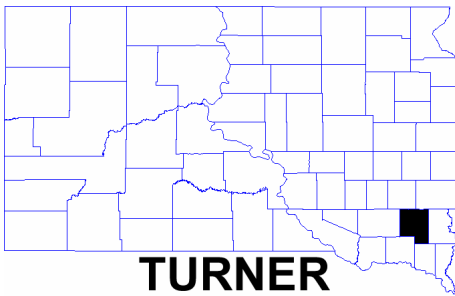
Cash Receipts - 2006				Dollars	Rank	
Crops				5,480,000	59	
Livestock				24,805,000	50	
Government Payments				813,000	64	
Total Receipts				30,285,000	58	
Crops - 2007	Planted Acres	Harvested Acres	Yield	Production	Rank	
Corn, Grain	(bu.)	13,500	9,300	67.4	627,000	50
Soybeans	(bu.)					
Sunflower	(lbs)					
Wheat, All	(bu.)	8,300	8,000	38.6	309,000	56
Wheat, Spring	(bu.)	1,700	1,700	20.0	34,000	51
Wheat, Winter	(bu.)	6,600	6,300	43.7	275,000	51
Oats	(bu.)	3,600	800	45.0	36,000	54
Hay, All	(tons)		90,000	1.34	120,600	22
Hay, Alfalfa	(tons)		46,000	1.41	65,000	34
Livestock - Jan 1, 2008				Number	Rank	
All Cattle				59,000	25	
Beef Cows				37,000	13	
Milk Cows						



TRIPP

2000 Census Population	6,430
Land Area	1,032,727 (acres)
Census - 2002	Number Rank
Number of Farms	666 16
Land in Farms	1,053,698 (acres) 13
Total Cropland	502,863 (acres) 7
Average Size Farm	1,582 (acres) 26

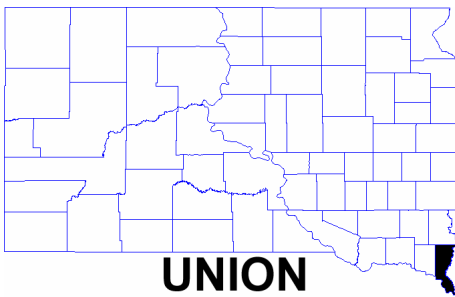
Cash Receipts - 2006				Dollars	Rank
Crops.....				19,886,000	35
Livestock				75,219,000	8
Government Payments.....				7,025,000	27
Total Receipts				95,105,000	20
Crops - 2007	Planted Acres	Harvested Acres	Yield	Production	Rank
Corn, Grain..... (bu.)	73,200	64,800	67.7	4,387,000	41
Soybeans	8,900	8,800	34.5	304,000	43
Sunflower	6,600	6,300	1,370.0	8,631,000	19
Wheat, All..... (bu.)	89,000	87,500	40.2	3,514,000	14
Wheat, Spring	15,500	15,200	29.9	454,000	27
Wheat, Winter	73,500	72,300	42.3	3,060,000	10
Oats..... (bu.)	17,000	7,300	69.0	504,000	2
Hay, All..... (tons)		205,000	1.85	379,500	1
Hay, Alfalfa..... (tons)		95,000	2.21	209,900	2
Livestock - Jan 1, 2008				Number	Rank
All Cattle.....				127,000	1
Beef Cows.....				66,000	2
Milk Cows.....				200	30



TURNER

2000 Census Population	8,849
Land Area	394,799 (acres)
Census - 2002	Number Rank
Number of Farms	713 10
Land in Farms	347,559 (acres) 50
Total Cropland	303,874 (acres) 27
Average Size Farm	487 (acres) 63

Cash Receipts - 2006				Dollars	Rank
Crops.....				61,641,000	10
Livestock				73,797,000	9
Government Payments.....				10,589,000	7
Total Receipts				135,438,000	9
Crops - 2007	Planted Acres	Harvested Acres	Yield	Production	Rank
Corn, Grain..... (bu.)	160,500	148,200	128.2	18,996,000	7
Soybeans	111,500	110,900	43.6	4,839,900	8
Sunflower					
Wheat, All..... (bu.)					
Wheat, Spring					
Wheat, Winter	13,600	13,600	52.9	720,000	36
Oats..... (bu.)	1,600	600	70.0	42,000	52
Hay, All..... (tons)		25,000	3.16	79,000	42
Hay, Alfalfa..... (tons)		18,000	3.69	66,400	33
Livestock - Jan 1, 2008				Number	Rank
All Cattle.....				51,000	36
Beef Cows.....				15,000	50
Milk Cows.....				4,500	7

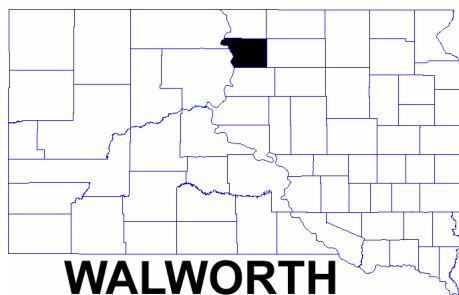


UNION

2000 Census Population	12,584
Land Area	294,659 (acres)
Census - 2002	Number Rank
Number of Farms	522 28
Land in Farms	276,588 (acres) 63
Total Cropland	249,576 (acres) 40
Average Size Farm	530 (acres) 59

Cash Receipts - 2006				Dollars	Rank
Crops.....				65,580,000	8
Livestock				78,001,000	7
Government Payments.....				9,884,000	11
Total Receipts				143,581,000	6
Crops - 2007	Planted Acres	Harvested Acres	Yield	Production	Rank
Corn, Grain..... (bu.)	134,000	129,100	129.0	16,649,000	10
Soybeans	88,100	87,600	43.3	3,796,500	14
Sunflower					
Wheat, All..... (bu.)					
Wheat, Spring					
Wheat, Winter					
Oats..... (bu.)	1,900	1,000	83.0	83,000	40
Hay, All..... (tons)		10,000	4.13	41,300	60
Hay, Alfalfa..... (tons)		9,000	4.30	38,700	52
Livestock - Jan 1, 2008				Number	Rank
All Cattle.....				40,000	47
Beef Cows.....				8,000	62
Milk Cows.....				1,000	16

132 COUNTY PROFILES



WALWORTH

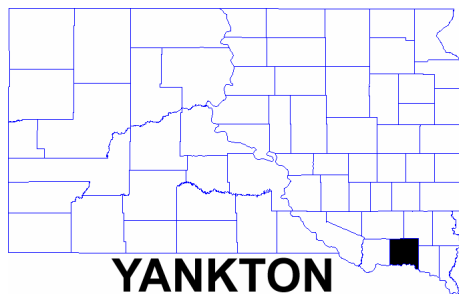
2000 Census Population 5,974
 Land Area (acres) 453,021

Census - 2002	Number	Rank
Number of Farms.....	299	47
Land in Farms (acres)	427,303	40
Total Cropland (acres)	233,229	44
Average Size Farm..... (acres)	1,429	28

Cash Receipts - 2006		Dollars	Rank
Crops.....		15,756,000	38
Livestock.....		20,690,000	59
Government Payments.....		4,277,000	44
Total Receipts.....		36,446,000	53

Crops - 2007	Planted Acres	Harvested Acres	Yield	Production	Rank
Corn, Grain.....(bu.)	55,200	49,900	111.9	5,586,000	39
Soybeans.....(bu.)	26,300	26,200	41.4	1,085,000	36
Sunflower.....(lbs)					
Wheat, All.....(bu.)	71,200	68,800	46.8	3,221,000	15
Wheat, Spring.....(bu.)	63,000	60,600	45.2	2,741,000	6
Wheat, Winter.....(bu.)	8,200	8,200	58.5	480,000	46
Oats.....(bu.)	6,500	2,500	97.2	243,000	14
Hay, All.....(tons)		52,000	2.15	112,000	26
Hay, Alfalfa.....(tons)		25,000	2.41	60,300	38

Livestock - Jan 1, 2008		Number	Rank
All Cattle.....		30,000	57
Beef Cows.....		22,000	31
Milk Cows.....			



YANKTON

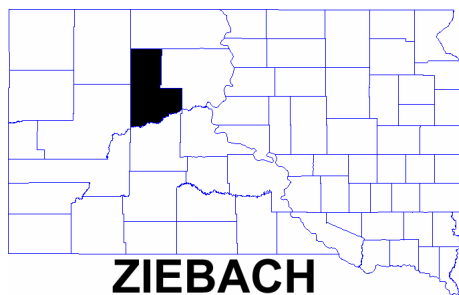
2000 Census Population 21,652
 Land Area (acres) 333,836

Census - 2002	Number	Rank
Number of Farms.....	690	14
Land in Farms (acres)	342,058	53
Total Cropland (acres)	288,927	30
Average Size Farm..... (acres)	496	61

Cash Receipts - 2006		Dollars	Rank
Crops.....		44,054,000	20
Livestock.....		48,301,000	27
Government Payments.....		6,474,000	29
Total Receipts.....		92,355,000	23

Crops - 2007	Planted Acres	Harvested Acres	Yield	Production	Rank
Corn, Grain.....(bu.)	95,500	89,500	119.7	10,711,000	25
Soybeans.....(bu.)	65,000	64,600	43.7	2,822,200	25
Sunflower.....(lbs)					
Wheat, All.....(bu.)					
Wheat, Spring.....(bu.)					
Wheat, Winter.....(bu.)	10,500	8,700	54.9	478,000	47
Oats.....(bu.)	1,500	800	81.3	65,000	44
Hay, All.....(tons)		32,000	3.26	104,200	31
Hay, Alfalfa.....(tons)		25,000	3.69	92,200	17

Livestock - Jan 1, 2008		Number	Rank
All Cattle.....		41,000	46
Beef Cows.....		7,000	64
Milk Cows.....			



ZIEBACH

2000 Census Population 2,519
 Land Area (acres) 1,255,994

Census - 2002	Number	Rank
Number of Farms.....	227	59
Land in Farms (acres)	1,172,918	11
Total Cropland (acres)	225,011	47
Average Size Farm..... (acres)	5,167	4

Cash Receipts - 2006		Dollars	Rank
Crops.....		8,660,000	52
Livestock.....		18,073,000	61
Government Payments.....		3,517,000	49
Total Receipts.....		26,733,000	61

Crops - 2007	Planted Acres	Harvested Acres	Yield	Production	Rank
Corn, Grain.....(bu.)					
Soybeans.....(bu.)					
Sunflower.....(lbs)					
Wheat, All.....(bu.)	64,000	54,700	34.1	1,868,000	35
Wheat, Spring.....(bu.)	10,600	9,400	23.2	218,000	35
Wheat, Winter.....(bu.)	53,400	45,300	36.4	1,650,000	22
Oats.....(bu.)	9,500	1,700	46.5	79,000	41
Hay, All.....(tons)		51,000	1.10	56,300	53
Hay, Alfalfa.....(tons)		25,000	1.04	26,100	58

Livestock - Jan 1, 2008		Number	Rank
All Cattle.....		38,000	50
Beef Cows.....		32,000	18
Milk Cows.....			