

**CROP PRICES RECEIVED, MARKETING YEAR AVERAGE,  
SOUTH DAKOTA AND UNITED STATES, 2003-2007 1/**

CROP	UNIT	2003	2004	2005	2006	2007 2/
----- DOLLARS -----						
<b>SOUTH DAKOTA</b>						
CORN FOR GRAIN	BU.	2.28	1.82	1.79	2.88	3.85
SOYBEANS	BU.	6.96	5.58	5.39	6.03	9.80
WHEAT, ALL	BU.	3.46	3.37	3.65	4.44	6.55
HAY, ALL	TON	60.50	62.50	62.50	79.50	95.00
SUNFLOWER, ALL	CWT.	11.40	13.10	11.40	15.00	21.20
SORGHUM FOR GRAIN	CWT.	4.00	3.30	3.36	5.88	6.80
OATS	BU.	1.43	1.49	1.58	2.08	2.65
BARLEY	BU.	2.37	2.02	2.11	2.51	4.40
FLAXSEED	BU.	5.54	9.74	5.67	5.66	12.80
PROSO MILLET	BU.	3.30	2.90	3.15	4.15	4.50
DRY EDIBLE BEANS	CWT.	15.80	21.90	20.00	18.70	24.50
<b>UNITED STATES</b>						
CORN FOR GRAIN	BU.	2.42	2.06	2.00	3.04	4.00
SOYBEANS	BU.	7.34	5.74	5.66	6.43	10.40
WHEAT, ALL	BU.	3.40	3.40	3.42	4.26	6.65
HAY, ALL	TON	85.50	92.00	98.20	110.00	133.00
SUNFLOWER, ALL	CWT.	12.10	13.70	12.10	14.50	21.30
SORGHUM FOR GRAIN	CWT.	4.26	3.19	3.33	5.88	6.95
OATS	BU.	1.48	1.48	1.63	1.87	2.50
BARLEY	BU.	2.83	2.48	2.53	2.85	4.10
FLAXSEED	BU.	5.88	8.07	5.94	5.80	13.00
PROSO MILLET	BU.	2.95	2.83	3.19	4.09	4.35
DRY EDIBLE BEANS	CWT.	18.40	25.70	18.50	22.10	26.40

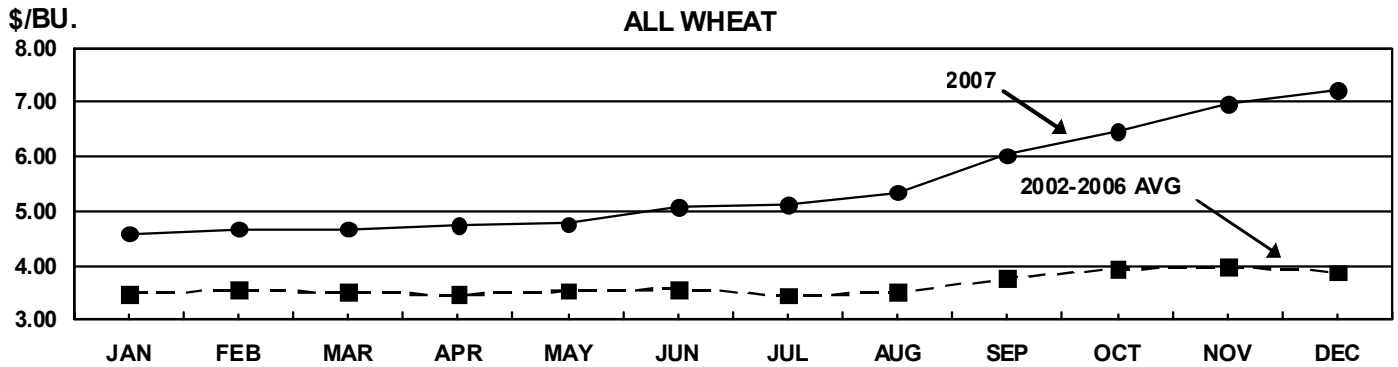
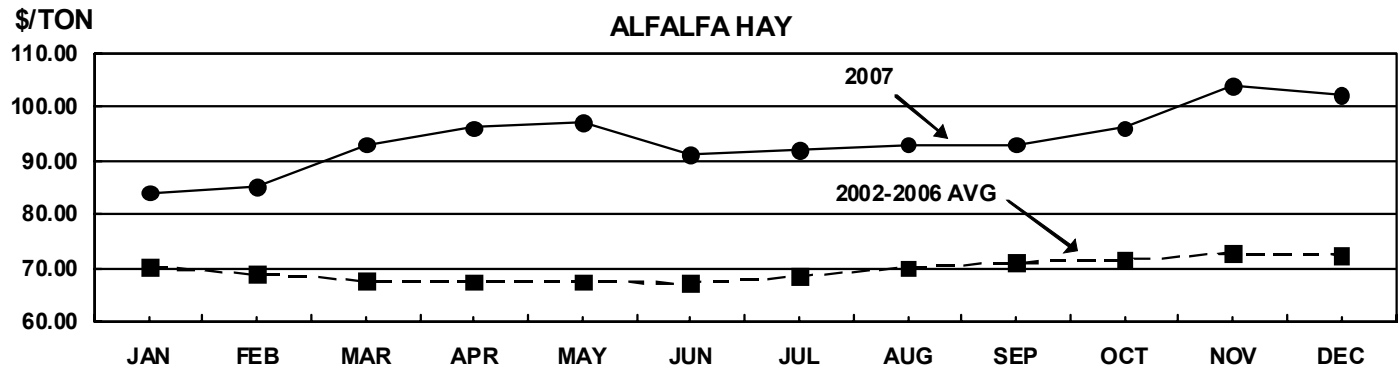
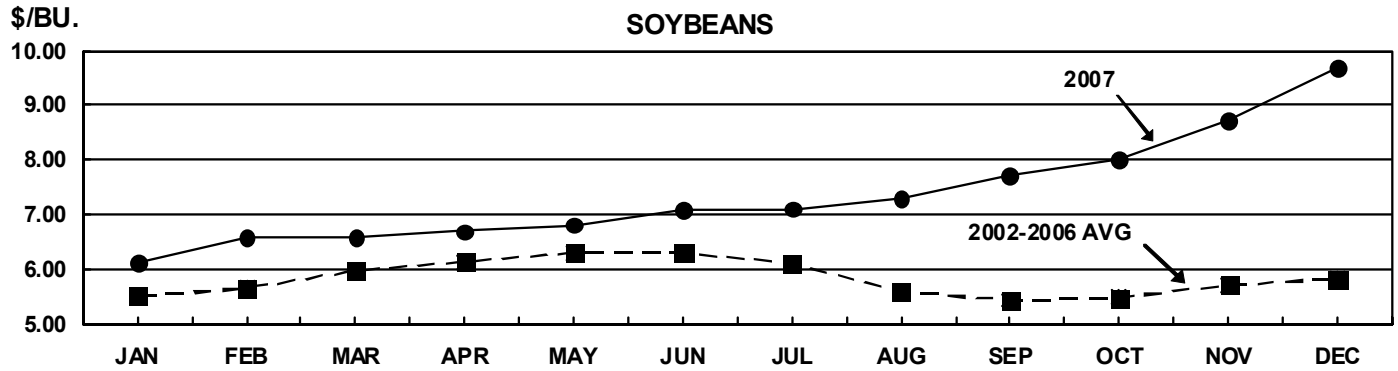
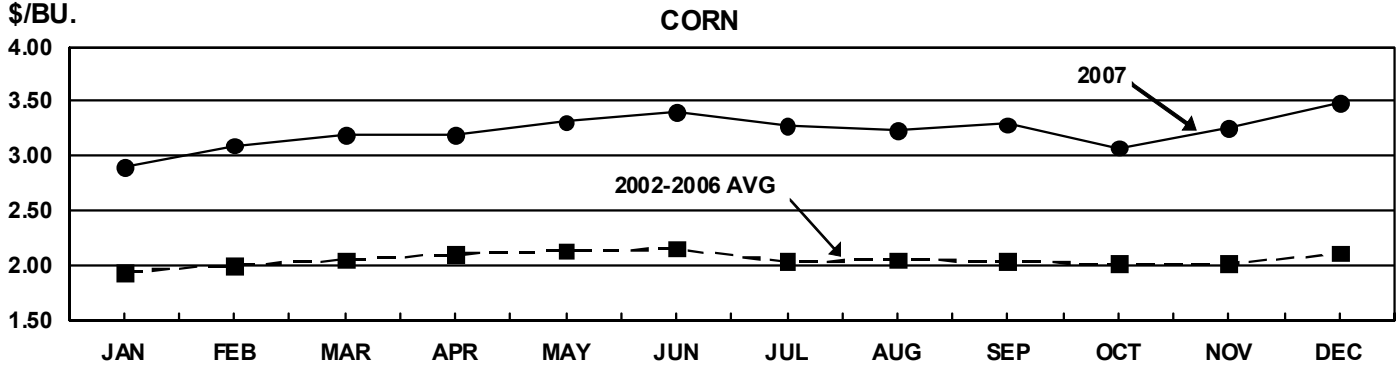
1/ MARKETING YEAR AVERAGE PRICES RECEIVED BY FARMERS ARE BASED ON MONTHLY PRICES WEIGHTED BY MONTHLY MARKETINGS DURING SPECIFIC PERIODS. PRICES DO NOT INCLUDE ALLOWANCE FOR CCC LOANS OUTSTANDING, PURCHASES BY THE GOVERNMENT, OR DEFICIENCY PAYMENTS. 2/ PRELIMINARY.

**CROP PRICES RECEIVED, MONTHLY AVERAGE,  
SOUTH DAKOTA, 2006-2007**

COMMODITY	YEAR	JAN	FEB	MAR	APR	MAY	JUN	JUL	AUG	SEP	OCT	NOV	DEC
----- DOLLARS PER BUSHEL -----													
CORN	2006	1.76	1.81	1.84	1.89	1.92	1.95	1.94	2.00	2.05	2.37	2.58	2.81
	2007	2.90	3.19	3.20	3.20	3.31	3.41	3.28	3.23	3.29	3.08	3.26	3.49
SOYBEANS	2006	5.50	5.36	5.29	5.26	5.43	5.38	5.38	5.04	4.95	5.13	5.79	5.98
	2007	6.12	6.57	6.57	6.69	6.81	7.09	7.10	7.30	7.70	8.00	8.73	9.70
ALL WHEAT	2006	3.72	3.81	3.88	3.98	4.18	4.09	4.35	3.90	4.22	4.48	4.60	4.48
	2007	4.59	4.67	4.67	4.74	4.76	5.06	5.12	5.35	6.03	6.46	6.98	7.22
WINTER WHEAT	2006	3.56	3.62	3.81	3.83	4.10	3.96	4.32	3.77	4.27	4.52	4.50	4.40
	2007	4.53	4.56	4.57	4.71	4.49	4.75	5.05	5.40	6.15	6.32	6.84	6.85
OTHER SPRING WHEAT	2006	3.85	3.98	3.96	4.11	4.24	4.17	4.42	3.97	4.15	4.42	4.75	4.62
	2007	4.70	4.81	4.77	4.78	4.92	5.17	5.35	5.34	5.92	6.58	7.12	7.58
ALL HAY 2/	2006	63.00	66.00	62.00	64.00	68.00	65.00	69.00	78.00	76.00	79.00	79.00	80.00
	2007	81.00	82.00	91.00	93.00	94.00	89.00	89.00	89.00	88.00	92.00	100.00	99.00
ALFALFA HAY 2/	2006	65.00	68.00	64.00	65.00	69.00	66.00	70.00	80.00	79.00	81.00	82.00	84.00
	2007	84.00	85.00	93.00	96.00	97.00	91.00	92.00	93.00	93.00	96.00	104.00	102.00
OTHER HAY 2/	2006	51.00	55.00	50.00	49.00	55.00	56.00	56.00	62.00	60.00	64.00	68.00	67.00
	2007	69.00	71.00	72.00	78.00	79.00	74.00	76.00	78.00	76.00	81.00	83.00	84.00
ALL SUNFLOWER 1/	2006	11.50	10.40	10.70	11.00	10.40	10.90	12.80	12.30	11.40	11.70	12.50	13.60
	2007	13.60	15.00	16.00	16.40	17.00	17.70	19.00	19.50	17.70	17.60	17.80	19.50
OATS	2006	1.64	1.80	1.75	1.77	1.72	1.72	1.85	1.80	1.80	1.86	2.11	2.36
	2007	2.36	2.48	2.56	2.56	2.60	2.88	2.51	2.32	2.56	2.71	2.86	2.96

1/ DOLLARS PER CWT. 2/ DOLLARS PER TON, BALED.

CROPS PRICES RECEIVED, SOUTH DAKOTA



**VALUE OF PRODUCTION PER HARVESTED ACRE,  
SOUTH DAKOTA, 1998-2007 1/**

YEAR	CORN FOR GRAIN	SOYBEANS	ALL WHEAT	ALL HAY	ALFALFA HAY	BARLEY	OATS
	DOLLARS PER ACRE	DOLLARS PER ACRE	DOLLARS PER ACRE	DOLLARS PER ACRE	DOLLARS PER ACRE	DOLLARS PER ACRE	DOLLARS PER ACRE
1998	194.81	179.40	100.55	104.04	132.00	87.36	69.01
1999	174.02	155.88	101.68	101.48	127.40	105.60	71.68
2000	180.32	149.45	106.41	115.91	137.36	106.70	67.71
2001	190.75	132.16	104.41	127.52	152.90	104.00	100.20
2002	206.15	165.23	100.53	97.55	123.00	87.85	89.55
2003	253.08	191.40	146.45	101.44	120.65	125.61	97.24
2004	236.60	189.72	154.90	110.10	136.50	127.26	122.18
2005	213.01	188.65	152.52	118.13	139.75	103.39	113.76
2006	279.36	205.02	144.94	107.20	131.20	100.40	118.56
2007	465.85	411.60	290.33	188.58	221.65	176.00	196.10

1/ VALUE OF PRODUCTION = (MARKETING YEAR AVERAGE PRICE MULTIPLIED BY TOTAL PRODUCTION) DIVIDED BY HARVESTED ACRES.

**LIVESTOCK PRICES RECEIVED,  
SOUTH DAKOTA, 2006-2007 1/**

ITEM	YEAR	JAN	FEB	MAR	APR	MAY	JUN	JUL	AUG	SEP	OCT	NOV	DEC	ANN AVG 2/
ALL HOGS	2006	40.80	43.00	42.90	41.00	48.20	52.70	49.20	51.10	49.40	47.30	45.10	44.00	46.20
	2007	42.40	47.40	45.10	47.30	53.80	53.90	51.00	50.70	46.70	41.70	36.60	38.40	46.70
BARROWS & GILTS	2006	42.20	44.50	44.10	42.50	50.40	55.90	52.30	53.80	51.20	48.70	46.80	45.70	48.10
	2007	44.50	49.30	46.70	49.50	56.30	56.70	53.60	53.20	48.20	43.60	38.30	40.50	48.70
SOWS	2006	31.30	29.90	32.50	27.70	30.20	33.00	31.70	34.70	35.90	36.90	34.00	30.60	32.80
	2007	28.60	30.60	30.70	27.80	33.30	36.60	36.00	35.10	35.60	27.60	25.60	21.80	31.60
BEEF CATTLE	2006	103.00	101.00	96.10	88.60	82.20	81.90	81.50	90.40	99.10	103.00	88.50	82.20	91.90
	2007	84.20	89.90	94.20	93.40	89.70	84.60	87.10	94.80	101.00	106.00	97.00	86.80	92.10
STEERS & HEIFERS	2006	114.00	107.00	101.00	94.40	89.60	92.00	92.60	98.40	106.00	110.00	98.80	95.90	100.00
	2007	92.10	94.90	99.30	100.00	97.90	94.90	98.00	103.00	108.00	113.00	109.00	102.00	101.00
COWS	2006	48.60	52.10	52.20	50.10	48.60	47.90	48.10	48.40	48.90	47.80	41.80	43.10	47.80
	2007	45.40	49.30	48.00	49.00	52.60	50.00	54.30	51.70	50.20	46.90	42.60	43.60	48.20
CALVES	2006	146.00	141.00	134.00	127.00	124.00	130.00	133.00	145.00	139.00	133.00	119.00	117.00	132.00
	2007	112.00	116.00	118.00	122.00	118.00	107.00	127.00	125.00	132.00	125.00	125.00	118.00	120.00
SHEEP	2006	48.40	43.00	33.40	27.10	29.90	24.70	18.70	23.20	30.10	27.10	26.60	32.90	29.40
	2007	37.60	37.80	30.30	25.20	24.20	24.90	22.00	22.80	20.60	20.30	21.80	23.90	24.10
LAMBS	2006	103.00	101.00	90.80	90.00	99.00	105.00	105.00	108.00	116.00	115.00	108.00	108.00	109.00
	2007	107.00	98.80	104.00	94.70	104.00	109.00	110.00	107.00	109.00	105.00	106.00	110.00	107.00

1/ PRICES REPORTED IN DOLLARS PER HUNDREDWEIGHT. 2/ MONTHLY PRICES WEIGHTED BY ESTIMATED SALES IN EACH MONTH.

### LIVESTOCK PRICES RECEIVED, SOUTH DAKOTA

