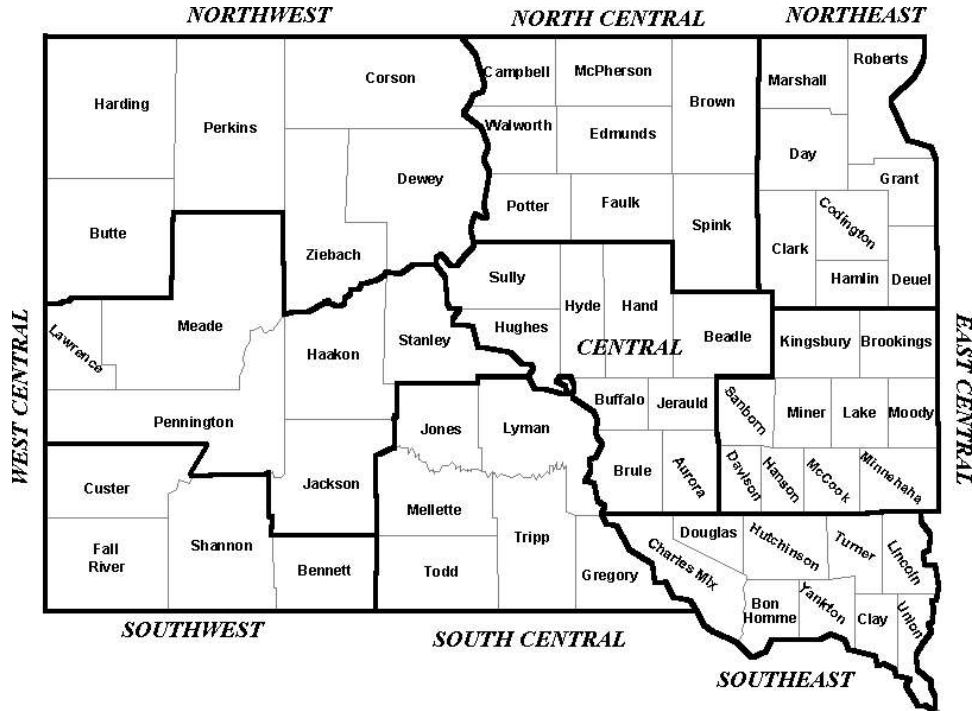


## SOUTH DAKOTA COUNTY PROFILES

The following section highlights each county in South Dakota. Crops produced, livestock inventories and agricultural cash receipts are displayed with the appropriate rank among all counties. Data published here is available elsewhere in this bulletin, but is also in this consolidated form for each county. Also included for each county are 2002 agricultural census data for number of farms, land in farms, harvested cropland, and average size of farm. Below is a table with the data for the entire State with the inclusion of South Dakota's ranking nationwide. On succeeding pages each county is listed alphabetically. If you have any questions on this section, please get in touch with us.



## SOUTH DAKOTA DATA and RANK IN UNITED STATES

2000 Census Population .....					754,844	
Land Area .....				(acres)	48,573,443	
<b>Census - 2002</b>						
Number of Farms .....					31,736	27
Land in Farms .....			(acres)		43,785,079	7
Total Cropland .....			(acres)		20,318,036	9
Average Size Farm .....			(acres)		1,380	8
<b>Cash Receipts - 2003 <sup>1</sup></b>						
Crops .....				Dollars	1,833,327,000	18
Livestock .....					2,400,119,000	17
Government Payments .....					548,510,000	11
Total Receipts .....					4,233,446,000	21
<b>Crops - 2004</b>						
		Planted Acres	Harvested Acres	Yield	Production	Rank
Corn, Grain .....	(bu.)	4,650,000	4,150,000	130.0	539,500,000	6
Soybeans .....	(bu.)	4,150,000	4,120,000	34.0	140,080,000	8
Sunflower .....	(lbs)	435,000	415,000	1,462.0	606,740,000	2
Wheat, All .....	(bu.)	3,270,000	2,798,000	46.0	128,610,000	6
Wheat, Spring .....	(bu.)	1,600,000	1,530,000	47.0	71,910,000	4
Wheat, Winter .....	(bu.)	1,650,000	1,250,000	45.0	56,250,000	8
Oats .....	(bu.)	380,000	170,000	82.0	13,940,000	2
Hay, All .....	(tons)		3,900,000	1.76	6,870,000	5
Hay, Alfalfa .....	(tons)		2,250,000	2.10	4,725,000	3
<b>Livestock - Jan 1, 2005</b>						
All Cattle .....					3,750,000	7
Beef Cows .....					1,720,000	5
Milk Cows .....					80,000	26

<sup>1</sup> Cash Receipts: The state and county level cash receipts in this section, are from the Bureau of Economic Analysis, United States Department of Commerce.



## AURORA

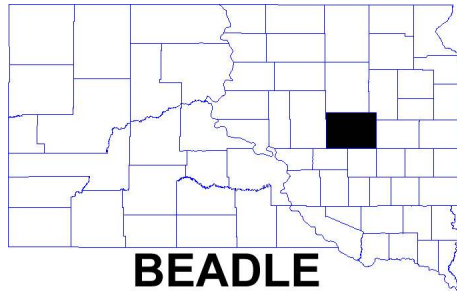
2000 Census Population ..... 3,058  
 Land Area ..... (acres) 453,268

Census - 2002	Number	Rank
Number of Farms .....	401	36
Land in Farms ... (acres)	350,943	48
Total Cropland .. (acres)	226,143	45
Average Size Farm (acres)	875	42

Cash Receipts - 2003		Dollars	Rank
Crops .....		18,431,000	38
Livestock .....		46,637,000	20
Government Payments .....		9,036,000	24
Total Receipts .....		65,068,000	29

Crops - 2004	Planted Acres	Harvested Acres	Yield	Production	Rank
Corn, Grain ... (bu.)	72,500	68,700	104.9	7,204,000	34
Soybeans ... (bu.)	50,000	50,000	33.3	1,665,000	33
Sunflower ... (lbs)	2,100	1,900	1,683.0	3,198,000	28
Wheat, All ... (bu.)	23,900	23,300	66.3	1,544,000	30
Wheat, Spring . (bu.)	4,000	4,000	49.8	199,000	41
Wheat, Winter (bu.)	19,900	19,300	69.7	1,345,000	15
Oats ... (bu.)	4,500	2,400	98.8	237,000	23
Hay, All ... (tons)		48,000	2.02	96,800	33
Hay, Alfalfa ... (tons)		22,000	2.47	54,400	39

Livestock - Jan 1, 2005		Number	Rank
All Cattle .....		53,000	35
Beef Cows .....		19,000	42
Milk Cows .....		200	40



## BEADLE

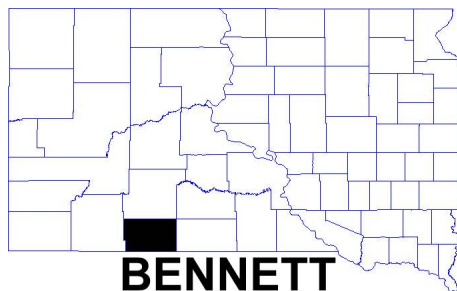
2000 Census Population ..... 17,023  
 Land Area ..... (acres) 806,028

Census - 2002	Number	Rank
Number of Farms .....	728	9
Land in Farms ... (acres)	809,535	20
Total Cropland .. (acres)	586,921	3
Average Size Farm (acres)	1,112	35

Cash Receipts - 2003		Dollars	Rank
Crops .....		28,631,000	28
Livestock .....		73,726,000	3
Government Payments .....		17,705,000	3
Total Receipts .....		102,357,000	10

Crops - 2004	Planted Acres	Harvested Acres	Yield	Production	Rank
Corn, Grain ... (bu.)	179,000	166,600	123.7	20,616,000	7
Soybeans ... (bu.)	152,000	151,000	33.8	5,104,000	6
Sunflower ... (lbs)	6,200	6,000	1,650.0	9,900,000	14
Wheat, All ... (bu.)	67,200	63,500	57.4	3,645,000	11
Wheat, Spring . (bu.)	35,300	35,100	55.0	1,930,000	15
Wheat, Winter (bu.)	31,900	28,400	60.4	1,715,000	12
Oats ... (bu.)	3,500	2,400	95.0	228,000	26
Hay, All ... (tons)		85,000	2.43	206,500	6
Hay, Alfalfa ... (tons)		51,000	2.99	152,500	4

Livestock - Jan 1, 2005		Number	Rank
All Cattle .....		102,000	5
Beef Cows .....		49,000	4
Milk Cows .....		2,200	10



## BENNETT

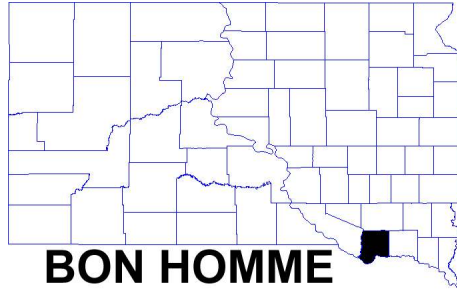
2000 Census Population ..... 3,574  
 Land Area ..... (acres) 758,654

Census - 2002	Number	Rank
Number of Farms .....	231	57
Land in Farms ... (acres)	727,294	22
Total Cropland .. (acres)	233,308	43
Average Size Farm (acres)	3,148	15

Cash Receipts - 2003		Dollars	Rank
Crops .....		8,788,000	53
Livestock .....		20,383,000	51
Government Payments .....		5,196,000	56
Total Receipts .....		29,171,000	55

Crops - 2004	Planted Acres	Harvested Acres	Yield	Production	Rank
Corn, Grain ... (bu.)	10,000	6,200	103.1	639,000	48
Soybeans ... (bu.)	1,300	1,000	10.0	10,000	52
Sunflower ... (lbs)	14,100	13,800	440.0	6,072,000	20
Wheat, All ... (bu.)	69,700	36,100	21.3	769,000	45
Wheat, Spring . (bu.)	20,200	13,300	18.7	249,000	39
Wheat, Winter (bu.)	49,500	22,800	22.8	520,000	27
Oats ... (bu.)	3,400	400	17.5	7,000	63
Hay, All ... (tons)		87,000	0.72	62,300	50
Hay, Alfalfa ... (tons)		36,000	0.78	28,000	53

Livestock - Jan 1, 2005		Number	Rank
All Cattle .....		46,000	40
Beef Cows .....		31,000	19
Milk Cows .....		200	40



## BON HOMME

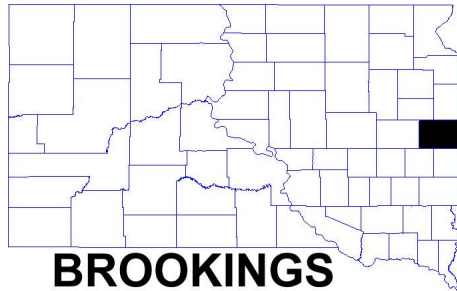
2000 Census Population ..... 7,260  
 Land Area ..... (acres) 360,606

Census - 2002	Number	Rank
Number of Farms .....	665	17
Land in Farms ... (acres)	344,718	52
Total Cropland .. (acres)	272,131	34
Average Size Farm (acres)	518	60

Cash Receipts - 2003		Dollars	Rank
Crops .....		28,375,000	29
Livestock .....		51,077,000	16
Government Payments .....		8,111,000	29
Total Receipts .....		79,452,000	20

Crops - 2004	Planted Acres	Harvested Acres	Yield	Production	Rank
Corn, Grain ... (bu.)	98,500	87,600	123.6	10,826,000	20
Soybeans ... (bu.)	90,000	89,000	34.7	3,089,000	21
Sunflower ... (lbs)					
Wheat, All ... (bu.)	10,100	9,600	44.6	428,000	49
Wheat, Spring . (bu.)	700	700	42.9	30,000	55
Wheat, Winter (bu.)	9,400	8,900	44.7	398,000	34
Oats ... (bu.)	3,000	1,500	85.3	128,000	40
Hay, All ... (tons)		46,000	2.57	118,200	24
Hay, Alfalfa ... (tons)		35,000	2.79	97,600	23

Livestock - Jan 1, 2005		Number	Rank
All Cattle .....		57,000	29
Beef Cows .....		13,000	58
Milk Cows .....		1,200	19



## BROOKINGS

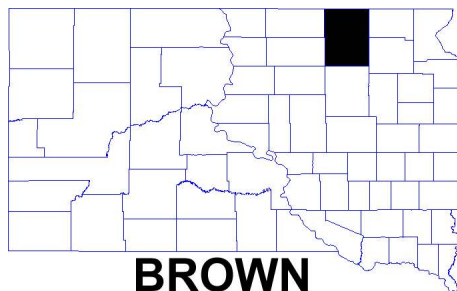
2000 Census Population ..... 28,220  
 Land Area ..... (acres) 508,490

Census - 2002	Number	Rank
Number of Farms .....	962	3
Land in Farms ... (acres)	418,115	42
Total Cropland .. (acres)	329,099	25
Average Size Farm (acres)	435	64

Cash Receipts - 2003		Dollars	Rank
Crops .....		48,512,000	11
Livestock .....		62,363,000	6
Government Payments .....		10,650,000	14
Total Receipts .....		110,875,000	8

Crops - 2004	Planted Acres	Harvested Acres	Yield	Production	Rank
Corn, Grain ... (bu.)	133,500	124,300	144.8	17,996,000	11
Soybeans ... (bu.)	109,000	108,000	33.1	3,571,000	17
Sunflower ... (lbs)					
Wheat, All ... (bu.)	15,700	15,400	64.2	988,000	39
Wheat, Spring . (bu.)	11,700	11,600	65.3	757,000	26
Wheat, Winter (bu.)	4,000	3,800	60.8	231,000	43
Oats ... (bu.)	5,000	3,000	99.3	298,000	14
Hay, All ... (tons)		42,000	2.94	123,500	21
Hay, Alfalfa ... (tons)		23,000	3.40	78,200	25

Livestock - Jan 1, 2005		Number	Rank
All Cattle .....		60,000	25
Beef Cows .....		19,000	42
Milk Cows .....		7,300	2



## BROWN

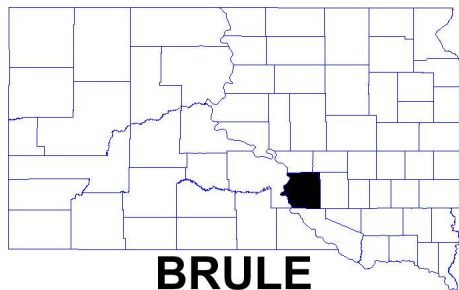
2000 Census Population ..... 35,460  
 Land Area ..... (acres) 1,096,208

Census - 2002	Number	Rank
Number of Farms .....	1,155	2
Land in Farms ... (acres)	1,155,342	12
Total Cropland .. (acres)	897,181	1
Average Size Farm (acres)	1,000	37

Cash Receipts - 2003		Dollars	Rank
Crops .....		117,372,000	1
Livestock .....		59,764,000	9
Government Payments .....		23,599,000	1
Total Receipts .....		177,136,000	1

Crops - 2004	Planted Acres	Harvested Acres	Yield	Production	Rank
Corn, Grain ... (bu.)	273,000	260,600	134.0	34,932,000	1
Soybeans ... (bu.)	318,000	317,000	33.5	10,604,000	1
Sunflower ... (lbs)	800	800	1,530.0	1,224,000	34
Wheat, All ... (bu.)	64,700	64,200	59.9	3,843,000	10
Wheat, Spring . (bu.)	58,400	58,200	60.5	3,519,000	8
Wheat, Winter (bu.)	6,200	5,900	54.4	321,000	36
Oats ... (bu.)	2,500	2,300	113.9	262,000	19
Hay, All ... (tons)		70,000	2.36	165,400	8
Hay, Alfalfa ... (tons)		49,000	2.58	126,200	10

Livestock - Jan 1, 2005		Number	Rank
All Cattle .....		84,000	9
Beef Cows .....		29,000	22
Milk Cows .....		2,200	10



**BRULE**

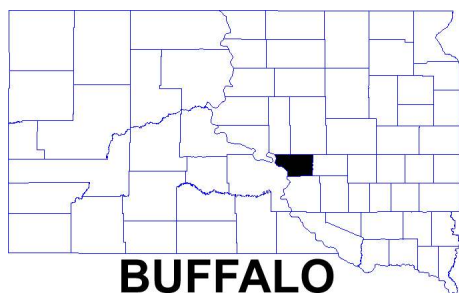
2000 Census Population ..... 5,364  
 Land Area ..... (acres) 524,190

Census - 2002	Number	Rank
Number of Farms .....	365	41
Land in Farms ... (acres)	446,987	39
Total Cropland .. (acres)	264,509	35
Average Size Farm (acres)	1,225	34

Cash Receipts - 2003		Dollars	Rank
Crops .....		14,351,000	42
Livestock .....		35,757,000	31
Government Payments .....		8,440,000	25
Total Receipts .....		50,108,000	41

Crops - 2004	Planted Acres	Harvested Acres	Yield	Production	Rank
Corn, Grain ... (bu.)	68,000	49,900	69.1	3,446,000	38
Soybeans .... (bu.)	40,000	40,000	21.0	840,000	37
Sunflower .... (lbs)	3,600	3,300	1,457.0	4,807,000	25
Wheat, All .... (bu.)	47,200	45,200	50.0	2,261,000	26
Wheat, Spring . (bu.)	7,700	7,700	38.4	296,000	36
Wheat, Winter (bu.)	39,500	37,500	52.4	1,965,000	8
Oats ..... (bu.)	12,000	5,200	80.4	418,000	9
Hay, All ..... (tons)		55,000	1.83	100,500	32
Hay, Alfalfa ... (tons)		34,000	1.79	61,000	34

Livestock - Jan 1, 2005		Number	Rank
All Cattle .....		76,000	13
Beef Cows .....		34,000	15
Milk Cows .....		400	33



**BUFFALO**

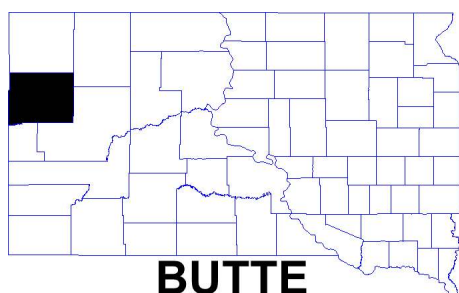
2000 Census Population ..... 2,032  
 Land Area ..... (acres) 301,207

Census - 2002	Number	Rank
Number of Farms .....	73	66
Land in Farms ... (acres)	284,907	60
Total Cropland .. (acres)	77,025	65
Average Size Farm (acres)	3,903	8

Cash Receipts - 2003		Dollars	Rank
Crops .....		5,353,000	58
Livestock .....		20,352,000	52
Government Payments .....		2,924,000	61
Total Receipts .....		25,705,000	58

Crops - 2004	Planted Acres	Harvested Acres	Yield	Production	Rank
Corn, Grain ... (bu.)	12,500	8,400	111.8	939,000	47
Soybeans .... (bu.)	10,000	10,000	34.9	349,000	44
Sunflower .... (lbs)	4,700	4,300	1,744.0	7,499,000	16
Wheat, All .... (bu.)	15,000	11,800	44.4	524,000	48
Wheat, Spring . (bu.)	2,100	2,100	39.5	83,000	49
Wheat, Winter (bu.)	12,900	9,700	45.5	441,000	32
Oats ..... (bu.)	2,000	200	40.0	8,000	62
Hay, All ..... (tons)		24,000	1.53	36,700	59
Hay, Alfalfa ... (tons)		9,000	2.11	19,000	57

Livestock - Jan 1, 2005		Number	Rank
All Cattle .....		25,000	62
Beef Cows .....		11,000	60
Milk Cows .....			



**BUTTE**

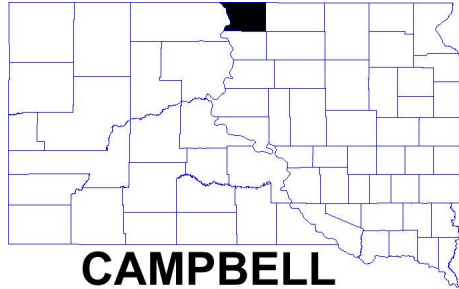
2000 Census Population ..... 9,094  
 Land Area ..... (acres) 1,439,092

Census - 2002	Number	Rank
Number of Farms .....	639	18
Land in Farms ... (acres)	1,262,390	7
Total Cropland .. (acres)	225,856	46
Average Size Farm (acres)	1,976	21

Cash Receipts - 2003		Dollars	Rank
Crops .....		5,592,000	56
Livestock .....		38,333,000	27
Government Payments .....		4,690,000	58
Total Receipts .....		43,925,000	47

Crops - 2004	Planted Acres	Harvested Acres	Yield	Production	Rank
Corn, Grain ... (bu.)	6,500	3,600	134.2	483,000	50
Soybeans .... (bu.)					
Sunflower .... (lbs)					
Wheat, All .... (bu.)	14,500	12,100	26.9	326,000	52
Wheat, Spring . (bu.)	4,000	3,900	25.9	101,000	47
Wheat, Winter (bu.)	10,500	8,200	27.4	225,000	44
Oats ..... (bu.)	9,500	3,400	24.7	84,000	48
Hay, All ..... (tons)		75,000	2.09	156,800	10
Hay, Alfalfa ... (tons)		52,000	2.59	134,900	8

Livestock - Jan 1, 2005		Number	Rank
All Cattle .....		57,000	29
Beef Cows .....		34,000	15
Milk Cows .....		1,800	14



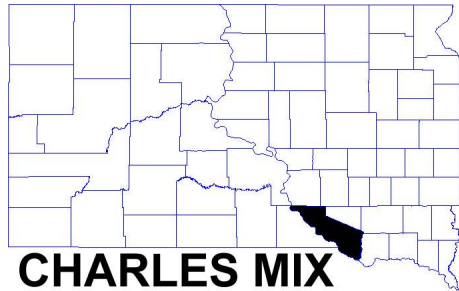
**CAMPBELL**

2000 Census Population	1,782
Land Area (acres)	470,941
Census - 2002	
Number	Rank
Number of Farms	293 48
Land in Farms (acres)	391,221 43
Total Cropland (acres)	211,964 53
Average Size Farm (acres)	1,335 31

Cash Receipts - 2003		Dollars	Rank
Crops	10,668,000	49	
Livestock	21,542,000	49	
Government Payments	7,219,000	38	
Total Receipts	32,210,000	52	

Crops - 2004		Planted Acres	Harvested Acres	Yield	Production	Rank
Corn, Grain (bu.)	47,500	31,800	76.4	2,429,000	42	
Soybeans (bu.)	30,000	29,000	20.1	583,000	41	
Sunflower (lbs)	10,900	10,600	1,347.0	14,274,000	9	
Wheat, All (bu.)	52,600	52,200	46.6	2,432,000	23	
Wheat, Spring (bu.)	48,800	48,600	46.2	2,247,000	12	
Wheat, Winter (bu.)	3,200	3,100	54.8	170,000	49	
Oats (bu.)	10,500	6,800	81.9	557,000	5	
Hay, All (tons)		49,000	1.90	93,200	35	
Hay, Alfalfa (tons)		33,000	1.99	65,700	31	

Livestock - Jan 1, 2005		Number	Rank
All Cattle	31,000	59	
Beef Cows	14,000	57	
Milk Cows	1,000	22	



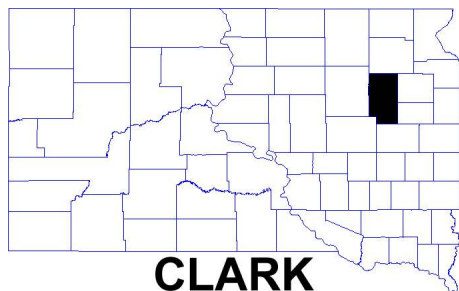
**CHARLES MIX**

2000 Census Population	9,350
Land Area (acres)	702,900
Census - 2002	
Number	Rank
Number of Farms	755 8
Land in Farms (acres)	736,177 21
Total Cropland (acres)	515,919 5
Average Size Farm (acres)	975 39

Cash Receipts - 2003		Dollars	Rank
Crops	42,447,000	16	
Livestock	75,187,000	2	
Government Payments	14,229,000	6	
Total Receipts	117,634,000	6	

Crops - 2004		Planted Acres	Harvested Acres	Yield	Production	Rank
Corn, Grain (bu.)	135,500	119,300	87.9	10,487,000	22	
Soybeans (bu.)	110,000	109,000	27.0	2,943,000	23	
Sunflower (lbs)	2,600	2,500	1,870.0	4,675,000	26	
Wheat, All (bu.)	65,200	62,700	56.9	3,568,000	12	
Wheat, Spring (bu.)	13,300	12,900	54.7	705,000	28	
Wheat, Winter (bu.)	51,900	49,800	57.5	2,863,000	4	
Oats (bu.)	12,000	7,300	86.6	632,000	4	
Hay, All (tons)		111,000	2.19	242,700	2	
Hay, Alfalfa (tons)		63,000	2.49	156,800	3	

Livestock - Jan 1, 2005		Number	Rank
All Cattle	116,000	2	
Beef Cows	46,000	7	
Milk Cows	1,500	17	



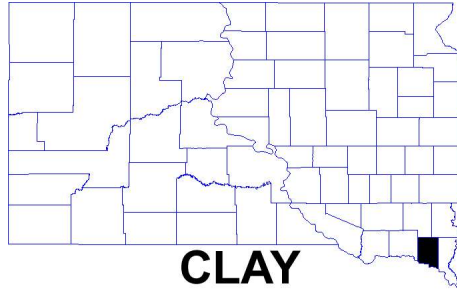
**CLARK**

2000 Census Population	4,143
Land Area (acres)	613,127
Census - 2002	
Number	Rank
Number of Farms	588 20
Land in Farms (acres)	525,585 32
Total Cropland (acres)	365,169 18
Average Size Farm (acres)	894 41

Cash Receipts - 2003		Dollars	Rank
Crops	38,870,000	19	
Livestock	52,228,000	14	
Government Payments	9,891,000	20	
Total Receipts	91,098,000	14	

Crops - 2004		Planted Acres	Harvested Acres	Yield	Production	Rank
Corn, Grain (bu.)	100,500	91,000	131.9	12,006,000	18	
Soybeans (bu.)	120,000	119,000	33.0	3,927,000	13	
Sunflower (lbs)	2,600	2,500	1,700.0	4,250,000	27	
Wheat, All (bu.)	44,700	44,300	58.3	2,581,000	18	
Wheat, Spring (bu.)	37,000	36,800	58.0	2,136,000	14	
Wheat, Winter (bu.)	7,700	7,500	59.3	445,000	31	
Oats (bu.)	4,000	3,500	91.7	321,000	12	
Hay, All (tons)		53,000	2.50	132,700	17	
Hay, Alfalfa (tons)		33,000	2.99	98,800	22	

Livestock - Jan 1, 2005		Number	Rank
All Cattle	62,000	23	
Beef Cows	23,000	29	
Milk Cows			



**CLAY**

2000 Census Population	13,537
Land Area (acres)	263,450
<b>Census - 2002</b>	
Number	Rank
Number of Farms	536 26
Land in Farms (acres)	372,786 46
Total Cropland (acres)	341,535 20
Average Size Farm (acres)	695 47

<b>Cash Receipts - 2003</b>				Dollars	Rank
Crops				45,555,000	14
Livestock				9,451,000	65
Government Payments				6,146,000	49
Total Receipts				55,006,000	36
<b>Crops - 2004</b>				Production	Rank
	Planted Acres	Harvested Acres	Yield		
Corn, Grain (bu.)	100,000	98,900	169.6	16,775,000	12
Soybeans (bu.)	84,000	84,000	41.0	3,440,000	18
Sunflower (lbs)					
Wheat, All (bu.)	1,300	1,300	69.2	90,000	60
Wheat, Spring (bu.)					
Wheat, Winter (bu.)	1,100	1,100	71.8	79,000	57
Oats (bu.)	1,000	400	80.0	32,000	58
Hay, All (tons)		20,000	3.98	79,600	42
Hay, Alfalfa (tons)		17,000	4.43	75,300	27
<b>Livestock - Jan 1, 2005</b>				Number	Rank
All Cattle				9,000	66
Beef Cows				4,000	66
Milk Cows					



**CODINGTON**

2000 Census Population	25,897
Land Area (acres)	440,165
<b>Census - 2002</b>	
Number	Rank
Number of Farms	694 13
Land in Farms (acres)	386,607 44
Total Cropland (acres)	289,897 29
Average Size Farm (acres)	557 58

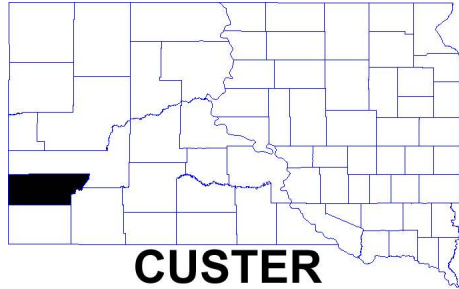
<b>Cash Receipts - 2003</b>				Dollars	Rank
Crops				30,317,000	26
Livestock				48,663,000	19
Government Payments				8,371,000	26
Total Receipts				78,980,000	21
<b>Crops - 2004</b>				Production	Rank
	Planted Acres	Harvested Acres	Yield		
Corn, Grain (bu.)	83,000	74,000	128.3	9,493,000	25
Soybeans (bu.)	93,000	92,000	29.0	2,668,000	27
Sunflower (lbs)					
Wheat, All (bu.)	39,900	39,300	58.5	2,298,000	25
Wheat, Spring (bu.)	31,200	31,000	57.5	1,783,000	17
Wheat, Winter (bu.)	8,600	8,200	62.4	512,000	29
Oats (bu.)	5,500	3,800	90.0	342,000	10
Hay, All (tons)		33,000	2.80	92,500	36
Hay, Alfalfa (tons)		24,000	3.23	77,500	26
<b>Livestock - Jan 1, 2005</b>				Number	Rank
All Cattle				70,000	17
Beef Cows				18,000	45
Milk Cows				4,800	6



**CORSON**

2000 Census Population	4,181
Land Area (acres)	1,582,757
<b>Census - 2002</b>	
Number	Rank
Number of Farms	344 43
Land in Farms (acres)	1,389,146 4
Total Cropland (acres)	369,394 17
Average Size Farm (acres)	4,038 6

<b>Cash Receipts - 2003</b>				Dollars	Rank
Crops				8,391,000	54
Livestock				27,550,000	41
Government Payments				9,920,000	19
Total Receipts				35,941,000	50
<b>Crops - 2004</b>				Production	Rank
	Planted Acres	Harvested Acres	Yield		
Corn, Grain (bu.)	14,000	5,700	35.6	203,000	52
Soybeans (bu.)	1,000	800	11.3	9,000	54
Sunflower (lbs)	13,700	12,700	938.0	11,912,000	11
Wheat, All (bu.)	108,500	101,900	24.1	2,451,000	22
Wheat, Spring (bu.)	97,600	94,100	24.0	2,262,000	11
Wheat, Winter (bu.)	8,700	5,800	25.3	147,000	51
Oats (bu.)	23,000	3,600	54.7	197,000	31
Hay, All (tons)		133,000	0.87	115,100	26
Hay, Alfalfa (tons)		60,000	0.66	39,300	47
<b>Livestock - Jan 1, 2005</b>				Number	Rank
All Cattle				71,000	16
Beef Cows				47,000	6
Milk Cows					



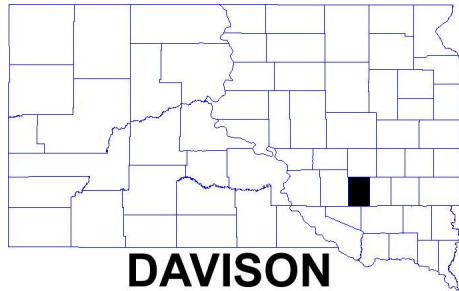
**CUSTER**

2000 Census Population .....	7,275	
Land Area .....	(acres) 996,969	
<b>Census - 2002</b>		
	<b>Number</b>	<b>Rank</b>
Number of Farms .....	303	46
Land in Farms ... (acres)	589,129	26
Total Cropland .. (acres)	94,814	64
Average Size Farm (acres)	1,944	22

<b>Cash Receipts - 2003</b>		<b>Dollars</b>	<b>Rank</b>
Crops .....		1,303,000	66
Livestock .....		10,016,000	64
Government Payments .....		860,000	65
<b>Total Receipts .....</b>		<b>11,319,000</b>	<b>65</b>

<b>Crops - 2004</b>				<b>Production</b>	<b>Rank</b>
	<b>Planted Acres</b>	<b>Harvested Acres</b>	<b>Yield</b>		
Corn, Grain ... (bu.)	500	300	60.0	18,000	62
Soybeans ... (bu.)	500	400	10.0	4,000	57
Sunflower ... (lbs)					
Wheat, All ... (bu.)	3,700	2,500	25.6	64,000	61
Wheat, Spring . (bu.)	1,700	1,000	30.0	30,000	55
Wheat, Winter (bu.)	2,000	1,500	22.7	34,000	61
Oats ... (bu.)	1,000				
Hay, All ... (tons)		12,000	1.49	17,900	65
Hay, Alfalfa ... (tons)		8,000	1.88	15,000	62

<b>Livestock - Jan 1, 2005</b>		<b>Number</b>	<b>Rank</b>
All Cattle .....		22,000	64
Beef Cows .....		20,000	38
Milk Cows .....		300	37



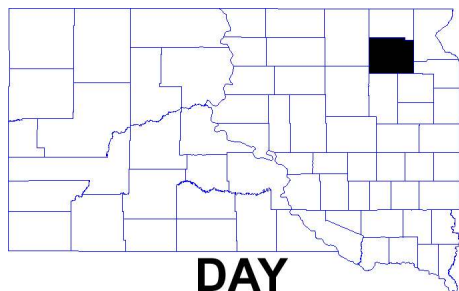
**DAVISON**

2000 Census Population .....	18,741	
Land Area .....	(acres) 278,690	
<b>Census - 2002</b>		
	<b>Number</b>	<b>Rank</b>
Number of Farms .....	481	30
Land in Farms ... (acres)	278,672	62
Total Cropland .. (acres)	223,040	49
Average Size Farm (acres)	579	56

<b>Cash Receipts - 2003</b>		<b>Dollars</b>	<b>Rank</b>
Crops .....		30,282,000	27
Livestock .....		20,251,000	53
Government Payments .....		7,263,000	37
<b>Total Receipts .....</b>		<b>50,533,000</b>	<b>40</b>

<b>Crops - 2004</b>				<b>Production</b>	<b>Rank</b>
	<b>Planted Acres</b>	<b>Harvested Acres</b>	<b>Yield</b>		
Corn, Grain ... (bu.)	71,000	67,000	139.4	9,340,000	26
Soybeans ... (bu.)	59,000	59,000	38.1	2,246,000	29
Sunflower ... (lbs)					
Wheat, All ... (bu.)	16,600	16,100	68.2	1,098,000	36
Wheat, Spring . (bu.)	600	600	45.0	27,000	58
Wheat, Winter (bu.)	16,000	15,500	69.1	1,071,000	18
Oats ... (bu.)	1,500	800	102.5	82,000	49
Hay, All ... (tons)		41,000	3.12	127,800	20
Hay, Alfalfa ... (tons)		34,000	3.39	115,200	14

<b>Livestock - Jan 1, 2005</b>		<b>Number</b>	<b>Rank</b>
All Cattle .....		36,000	51
Beef Cows .....		18,000	45
Milk Cows .....		800	24



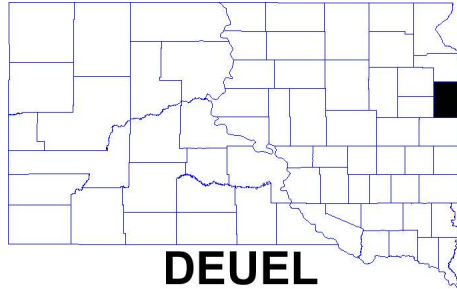
**DAY**

2000 Census Population .....	6,267	
Land Area .....	(acres) 658,329	
<b>Census - 2002</b>		
	<b>Number</b>	<b>Rank</b>
Number of Farms .....	704	11
Land in Farms ... (acres)	530,990	31
Total Cropland .. (acres)	375,052	16
Average Size Farm (acres)	754	46

<b>Cash Receipts - 2003</b>		<b>Dollars</b>	<b>Rank</b>
Crops .....		36,687,000	20
Livestock .....		25,025,000	44
Government Payments .....		10,642,000	15
<b>Total Receipts .....</b>		<b>61,712,000</b>	<b>31</b>

<b>Crops - 2004</b>				<b>Production</b>	<b>Rank</b>
	<b>Planted Acres</b>	<b>Harvested Acres</b>	<b>Yield</b>		
Corn, Grain ... (bu.)	76,500	68,000	129.3	8,794,000	28
Soybeans ... (bu.)	126,000	125,000	31.1	3,885,000	15
Sunflower ... (lbs)					
Wheat, All ... (bu.)	69,600	69,100	61.9	4,278,000	7
Wheat, Spring . (bu.)	67,400	67,000	61.8	4,139,000	3
Wheat, Winter (bu.)	2,100	2,000	68.0	136,000	53
Oats ... (bu.)	3,500	3,100	96.8	300,000	13
Hay, All ... (tons)		56,000	2.56	143,400	15
Hay, Alfalfa ... (tons)		36,000	3.24	116,600	13

<b>Livestock - Jan 1, 2005</b>		<b>Number</b>	<b>Rank</b>
All Cattle .....		44,000	42
Beef Cows .....		21,000	35
Milk Cows .....		2,800	7



**DEUEL**

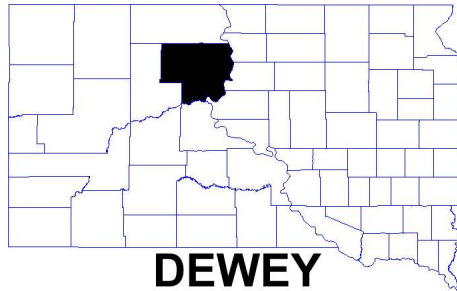
2000 Census Population .....	4,498
Land Area .....	(acres) 399,094

Census - 2002	Number	Rank
Number of Farms .....	583	22
Land in Farms ... (acres)	327,617	55
Total Cropland .. (acres)	220,147	51
Average Size Farm (acres)	562	57

Cash Receipts - 2003				Dollars	Rank
Crops .....				23,558,000	31
Livestock .....				36,515,000	29
Government Payments .....				7,976,000	30
Total Receipts .....				60,073,000	33

Crops - 2004	Planted Acres	Harvested Acres	Yield	Production	Rank
Corn, Grain ... (bu.)	76,500	61,300	126.3	7,745,000	31
Soybeans ... (bu.)	74,000	74,000	30.5	2,259,000	28
Sunflower ... (lbs)					
Wheat, All ... (bu.)	19,600	19,300	58.4	1,128,000	35
Wheat, Spring . (bu.)	12,700	12,600	58.6	738,000	27
Wheat, Winter (bu.)	6,900	6,700	58.2	390,000	35
Oats ... (bu.)	6,000	5,200	96.5	502,000	7
Hay, All ... (tons)		50,000	3.00	149,900	12
Hay, Alfalfa ... (tons)		34,000	3.44	116,800	12

Livestock - Jan 1, 2005		Number	Rank
All Cattle .....		51,000	38
Beef Cows .....		18,000	45
Milk Cows .....		4,900	4



**DEWEY**

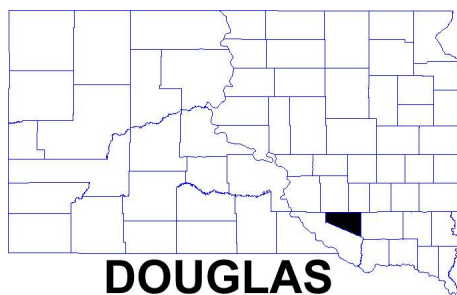
2000 Census Population .....	5,972
Land Area .....	(acres) 1,473,800

Census - 2002	Number	Rank
Number of Farms .....	358	42
Land in Farms ... (acres)	1,368,092	5
Total Cropland .. (acres)	255,844	38
Average Size Farm (acres)	3,821	10

Cash Receipts - 2003				Dollars	Rank
Crops .....				4,893,000	59
Livestock .....				23,061,000	48
Government Payments .....				6,434,000	46
Total Receipts .....				27,954,000	57

Crops - 2004	Planted Acres	Harvested Acres	Yield	Production	Rank
Corn, Grain ... (bu.)	11,500	4,500	40.4	182,000	54
Soybeans ... (bu.)					
Sunflower ... (lbs)	7,000	6,000	1,109.0	6,655,000	19
Wheat, All ... (bu.)	48,700	32,900	27.8	915,000	41
Wheat, Spring . (bu.)	28,800	23,500	25.2	592,000	32
Wheat, Winter (bu.)	19,700	9,200	34.6	318,000	37
Oats ... (bu.)	12,500	3,600	51.9	187,000	33
Hay, All ... (tons)		132,000	0.86	112,900	27
Hay, Alfalfa ... (tons)		43,000	0.72	30,800	50

Livestock - Jan 1, 2005		Number	Rank
All Cattle .....		59,000	27
Beef Cows .....		41,000	11
Milk Cows .....		300	37



**DOUGLAS**

2000 Census Population .....	3,458
Land Area .....	(acres) 277,515

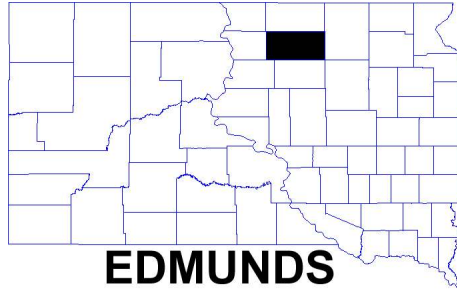
Census - 2002	Number	Rank
Number of Farms .....	394	37
Land in Farms ... (acres)	236,841	65
Total Cropland .. (acres)	182,533	60
Average Size Farm (acres)	601	54

Cash Receipts - 2003				Dollars	Rank
Crops .....				21,542,000	34
Livestock .....				44,283,000	23
Government Payments .....				6,508,000	45
Total Receipts .....				65,825,000	28

Crops - 2004	Planted Acres	Harvested Acres	Yield	Production	Rank
Corn, Grain ... (bu.)	76,000	69,100	104.3	7,206,000	33
Soybeans ... (bu.)	65,000	65,000	31.0	2,014,000	31
Sunflower ... (lbs)					
Wheat, All ... (bu.)	18,800	18,300	62.8	1,150,000	34
Wheat, Spring . (bu.)	1,800	1,800	58.9	106,000	46
Wheat, Winter (bu.)	17,000	16,500	63.3	1,044,000	19
Oats ... (bu.)	2,500	1,400	81.4	114,000	43
Hay, All ... (tons)		29,000	2.58	74,700	45
Hay, Alfalfa ... (tons)		21,000	2.87	60,300	35

Livestock - Jan 1, 2005		Number	Rank
All Cattle .....		42,000	44
Beef Cows .....		15,000	52
Milk Cows .....		1,500	17





**EDMUNDS**

2000 Census Population	4,367	
Land Area (acres)	733,217	
<b>Census - 2002</b>		
	<b>Number</b>	<b>Rank</b>
Number of Farms	386	39
Land in Farms (acres)	585,229	27
Total Cropland (acres)	379,841	15
Average Size Farm (acres)	1,516	27

Cash Receipts - 2003		Dollars	Rank
Crops		44,728,000	15
Livestock		44,996,000	22
Government Payments		10,226,000	16
Total Receipts		89,724,000	16

Crops - 2004	Planted Acres	Harvested Acres	Yield	Production	Rank
Corn, Grain (bu.)	116,000	108,300	114.8	12,430,000	16
Soybeans (bu.)	152,000	151,000	31.6	4,768,000	9
Sunflower (lbs)	7,800	7,600	1,520.0	11,549,000	12
Wheat, All (bu.)	77,600	77,000	58.9	4,534,000	6
Wheat, Spring (bu.)	72,700	72,300	59.0	4,264,000	2
Wheat, Winter (bu.)	4,800	4,600	58.0	267,000	41
Oats (bu.)	6,500	5,800	94.0	545,000	6
Hay, All (tons)		50,000	2.08	103,900	29
Hay, Alfalfa (tons)		30,000	2.46	73,700	28

Livestock - Jan 1, 2005		Number	Rank
All Cattle		77,000	12
Beef Cows		23,000	29
Milk Cows		1,600	16



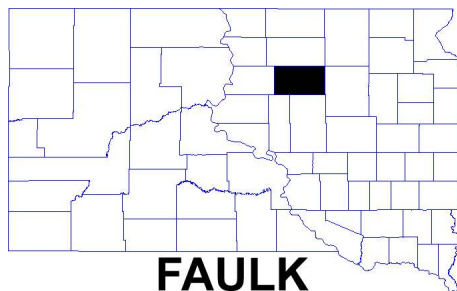
**FALL RIVER**

2000 Census Population	7,453	
Land Area (acres)	1,113,551	
<b>Census - 2002</b>		
	<b>Number</b>	<b>Rank</b>
Number of Farms	278	49
Land in Farms (acres)	982,282	14
Total Cropland (acres)	144,161	62
Average Size Farm (acres)	3,533	12

Cash Receipts - 2003		Dollars	Rank
Crops		2,999,000	62
Livestock		78,044,000	1
Government Payments		1,692,000	63
Total Receipts		81,043,000	19

Crops - 2004	Planted Acres	Harvested Acres	Yield	Production	Rank
Corn, Grain (bu.)	3,000	1,900	81.1	154,000	56
Soybeans (bu.)					
Sunflower (lbs)					
Wheat, All (bu.)	12,000	6,300	23.7	149,000	58
Wheat, Spring (bu.)	700	300	20.0	6,000	64
Wheat, Winter (bu.)	11,300	6,000	23.8	143,000	52
Oats (bu.)	2,800	1,100	25.5	28,000	59
Hay, All (tons)		10,000	1.91	19,100	64
Hay, Alfalfa (tons)		8,000	2.00	16,000	59

Livestock - Jan 1, 2005		Number	Rank
All Cattle		72,000	15
Beef Cows		49,000	4
Milk Cows			



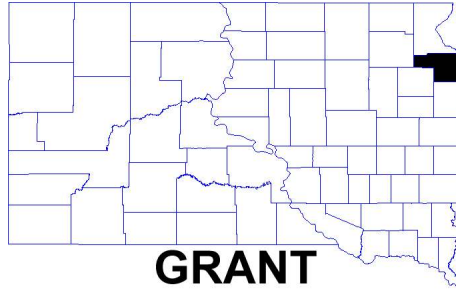
**FAULK**

2000 Census Population	2,640	
Land Area (acres)	640,148	
<b>Census - 2002</b>		
	<b>Number</b>	<b>Rank</b>
Number of Farms	265	52
Land in Farms (acres)	534,795	30
Total Cropland (acres)	338,388	22
Average Size Farm (acres)	2,018	20

Cash Receipts - 2003		Dollars	Rank
Crops		36,421,000	21
Livestock		30,083,000	38
Government Payments		6,647,000	43
Total Receipts		66,504,000	27

Crops - 2004	Planted Acres	Harvested Acres	Yield	Production	Rank
Corn, Grain (bu.)	69,000	60,100	123.2	7,407,000	32
Soybeans (bu.)	116,000	115,000	32.4	3,727,000	16
Sunflower (lbs)	4,000	3,900	1,796.0	7,005,000	17
Wheat, All (bu.)	66,200	64,500	60.7	3,912,000	9
Wheat, Spring (bu.)	60,200	60,000	61.2	3,674,000	7
Wheat, Winter (bu.)	6,000	4,500	52.9	238,000	42
Oats (bu.)	4,500	1,000	107.0	107,000	45
Hay, All (tons)		72,000	2.71	195,100	7
Hay, Alfalfa (tons)		48,000	3.11	149,300	5

Livestock - Jan 1, 2005		Number	Rank
All Cattle		55,000	31
Beef Cows		23,000	29
Milk Cows		400	33



## GRANT

2000 Census Population ..... 7,847  
 Land Area ..... (acres) 436,818

Census - 2002	Number	Rank
Number of Farms .....	548	24
Land in Farms ... (acres)	350,299	49
Total Cropland .. (acres)	273,178	33
Average Size Farm (acres)	639	51

Cash Receipts - 2003		Dollars	Rank
Crops .....		30,586,000	25
Livestock .....		59,251,000	11
Government Payments .....		8,144,000	28
Total Receipts .....		89,837,000	15

Crops - 2004	Planted Acres	Harvested Acres	Yield	Production	Rank
Corn, Grain ... (bu.)	79,500	66,300	137.2	9,098,000	27
Soybeans ... (bu.)	94,000	93,000	31.1	2,890,000	24
Sunflower ... (lbs)					
Wheat, All ... (bu.)	41,400	40,900	60.8	2,488,000	20
Wheat, Spring . (bu.)	36,400	36,000	60.7	2,185,000	13
Wheat, Winter (bu.)	5,000	4,900	61.8	303,000	38
Oats ... (bu.)	2,500	1,900	108.4	206,000	28
Hay, All ... (tons)		43,000	2.98	128,300	19
Hay, Alfalfa ... (tons)		33,000	3.42	112,800	16

Livestock - Jan 1, 2005		Number	Rank
All Cattle .....		53,000	35
Beef Cows .....		11,000	60
Milk Cows .....		8,500	1



## GREGORY

2000 Census Population ..... 4,792  
 Land Area ..... (acres) 650,224

Census - 2002	Number	Rank
Number of Farms .....	587	21
Land in Farms ... (acres)	650,897	24
Total Cropland .. (acres)	329,968	24
Average Size Farm (acres)	1,109	36

Cash Receipts - 2003		Dollars	Rank
Crops .....		14,054,000	43
Livestock .....		33,841,000	33
Government Payments .....		6,835,000	42
Total Receipts .....		47,895,000	43

Crops - 2004	Planted Acres	Harvested Acres	Yield	Production	Rank
Corn, Grain ... (bu.)	51,000	30,300	45.7	1,386,000	46
Soybeans ... (bu.)	21,000	20,200	16.3	330,000	45
Sunflower ... (lbs)	5,300	5,200	1,101.0	5,724,000	23
Wheat, All ... (bu.)	23,900	22,600	40.5	916,000	40
Wheat, Spring . (bu.)	5,800	5,700	42.1	240,000	40
Wheat, Winter (bu.)	18,100	16,900	40.0	676,000	25
Oats ... (bu.)	9,500	7,200	69.7	502,000	7
Hay, All ... (tons)		126,000	1.19	149,400	14
Hay, Alfalfa ... (tons)		93,000	1.22	113,700	15

Livestock - Jan 1, 2005		Number	Rank
All Cattle .....		88,000	7
Beef Cows .....		37,000	12
Milk Cows .....		2,200	10



## HAAKON

2000 Census Population ..... 2,196  
 Land Area ..... (acres) 1,160,391

Census - 2002	Number	Rank
Number of Farms .....	268	51
Land in Farms ... (acres)	1,221,612	8
Total Cropland .. (acres)	472,531	9
Average Size Farm (acres)	4,558	5

Cash Receipts - 2003		Dollars	Rank
Crops .....		19,793,000	37
Livestock .....		33,396,000	34
Government Payments .....		10,034,000	17
Total Receipts .....		53,189,000	38

Crops - 2004	Planted Acres	Harvested Acres	Yield	Production	Rank
Corn, Grain ... (bu.)	6,000	4,500	43.8	197,000	53
Soybeans ... (bu.)	500	500	14.0	7,000	55
Sunflower ... (lbs)	4,400	4,300	1,260.0	5,418,000	24
Wheat, All ... (bu.)	163,000	90,700	29.4	2,664,000	17
Wheat, Spring . (bu.)	25,900	23,800	23.7	564,000	33
Wheat, Winter (bu.)	137,000	66,900	31.4	2,100,000	6
Oats ... (bu.)	15,000	3,200	40.6	130,000	39
Hay, All ... (tons)		113,000	1.05	118,800	23
Hay, Alfalfa ... (tons)		35,000	0.81	28,500	52

Livestock - Jan 1, 2005		Number	Rank
All Cattle .....		78,000	11
Beef Cows .....		46,000	7



**HAMLIN**

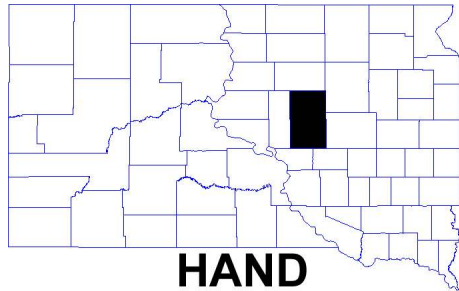
2000 Census Population ..... 5,540  
 Land Area ..... (acres) 327,167

Census - 2002		
	Number	Rank
Number of Farms .....	451	33
Land in Farms ... (acres)	307,193	58
Total Cropland .. (acres)	252,152	39
Average Size Farm (acres)	681	48

Cash Receipts - 2003		Dollars	Rank
Crops .....		34,534,000	22
Livestock .....		26,895,000	43
Government Payments .....		6,398,000	47
Total Receipts .....		61,429,000	32

Crops - 2004	Planted Acres	Harvested Acres	Yield	Production	Rank
Corn, Grain ... (bu.)	95,500	87,200	133.5	11,642,000	19
Soybeans ... (bu.)	89,000	89,000	32.2	2,869,000	26
Sunflower ... (lbs)					
Wheat, All ... (bu.)	16,800	16,000	63.5	1,016,000	38
Wheat, Spring . (bu.)	9,900	9,800	60.7	595,000	31
Wheat, Winter (bu.)	6,900	6,200	67.9	421,000	33
Oats ... (bu.)	3,500	2,700	102.6	277,000	16
Hay, All ... (tons)		23,000	3.07	70,700	47
Hay, Alfalfa ... (tons)		17,000	3.44	58,500	37

Livestock - Jan 1, 2005		Number	Rank
All Cattle .....		39,000	49
Beef Cows .....		13,000	58
Milk Cows .....		2,300	8



**HAND**

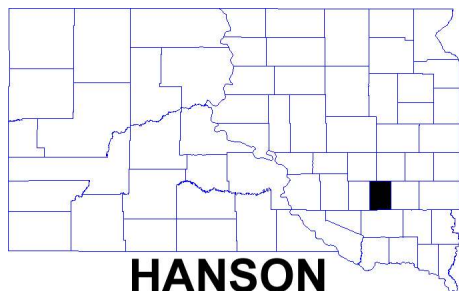
2000 Census Population ..... 3,741  
 Land Area ..... (acres) 919,492

Census - 2002		
	Number	Rank
Number of Farms .....	480	31
Land in Farms ... (acres)	868,379	18
Total Cropland .. (acres)	508,883	6
Average Size Farm (acres)	1,809	23

Cash Receipts - 2003		Dollars	Rank
Crops .....		22,827,000	32
Livestock .....		45,726,000	21
Government Payments .....		14,717,000	5
Total Receipts .....		68,553,000	26

Crops - 2004	Planted Acres	Harvested Acres	Yield	Production	Rank
Corn, Grain ... (bu.)	118,500	94,200	101.4	9,549,000	24
Soybeans ... (bu.)	64,000	63,000	30.3	1,908,000	32
Sunflower ... (lbs)	36,600	35,500	1,615.0	57,334,000	3
Wheat, All ... (bu.)	115,100	110,700	48.6	5,378,000	4
Wheat, Spring . (bu.)	66,600	66,400	51.5	3,418,000	9
Wheat, Winter (bu.)	48,500	44,300	44.2	1,960,000	9
Oats ... (bu.)	7,000	2,800	82.1	230,000	24
Hay, All ... (tons)		132,000	1.69	222,700	4
Hay, Alfalfa ... (tons)		72,000	1.95	140,100	7

Livestock - Jan 1, 2005		Number	Rank
All Cattle .....		102,000	5
Beef Cows .....		46,000	7
Milk Cows .....		900	23



**HANSON**

2000 Census Population ..... 3,139  
 Land Area ..... (acres) 278,205

Census - 2002		
	Number	Rank
Number of Farms .....	319	44
Land in Farms ... (acres)	248,732	64
Total Cropland .. (acres)	202,903	55
Average Size Farm (acres)	780	45

Cash Receipts - 2003		Dollars	Rank
Crops .....		27,871,000	30
Livestock .....		27,261,000	42
Government Payments .....		5,242,000	54
Total Receipts .....		55,132,000	35

Crops - 2004	Planted Acres	Harvested Acres	Yield	Production	Rank
Corn, Grain ... (bu.)	78,500	75,500	142.4	10,752,000	21
Soybeans ... (bu.)	72,000	72,000	39.9	2,872,000	25
Sunflower ... (lbs)	1,000	1,000	1,790.0	1,790,000	31
Wheat, All ... (bu.)	10,000	9,800	56.5	554,000	47
Wheat, Spring . (bu.)	700	700	62.9	44,000	53
Wheat, Winter (bu.)	9,300	9,100	56.0	510,000	30
Oats ... (bu.)	2,500	2,000	119.0	238,000	22
Hay, All ... (tons)		17,000	3.45	58,700	52
Hay, Alfalfa ... (tons)		12,000	3.57	42,800	46

Livestock - Jan 1, 2005		Number	Rank
All Cattle .....		37,000	50
Beef Cows .....		16,000	50
Milk Cows .....		1,200	19



## HARDING

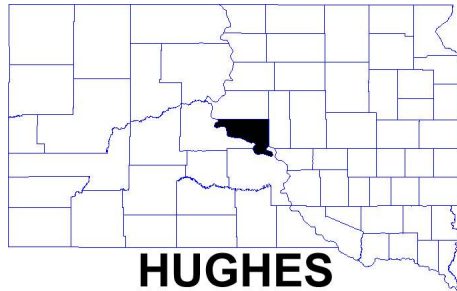
2000 Census Population ..... 1,353  
 Land Area ..... (acres) 1,709,161

Census - 2002		
	Number	Rank
Number of Farms .....	223	60
Land in Farms ... (acres)	1,674,112	3
Total Cropland .. (acres)	212,174	52
Average Size Farm (acres)	7,507	1

Cash Receipts - 2003		Dollars	Rank
Crops .....	2,523,000	64	
Livestock .....	29,979,000	40	
Government Payments .....	7,326,000	35	
Total Receipts .....	32,502,000	51	

Crops - 2004				Production	Rank
	Planted Acres	Harvested Acres	Yield		
Corn, Grain ... (bu.)	2,000	100	70.0	7,000	65
Soybeans ... (bu.)					
Sunflower ... (lbs)					
Wheat, All ... (bu.)	38,700	29,700	29.4	872,000	43
Wheat, Spring . (bu.)	27,900	22,600	28.9	654,000	29
Wheat, Winter (bu.)	5,200	2,000	39.0	78,000	58
Oats ... (bu.)	14,000	800	48.8	39,000	56
Hay, All ... (tons)		49,000	0.81	39,600	58
Hay, Alfalfa ... (tons)		13,000	0.58	7,500	65

Livestock - Jan 1, 2005		Number	Rank
All Cattle .....	62,000	23	
Beef Cows .....	42,000	10	
Milk Cows .....			



## HUGHES

2000 Census Population ..... 16,481  
 Land Area ..... (acres) 474,221

Census - 2002		
	Number	Rank
Number of Farms .....	258	53
Land in Farms ... (acres)	367,653	47
Total Cropland .. (acres)	224,827	48
Average Size Farm (acres)	1,425	29

Cash Receipts - 2003		Dollars	Rank
Crops .....	17,438,000	39	
Livestock .....	18,574,000	55	
Government Payments .....	9,859,000	21	
Total Receipts .....	36,012,000	49	

Crops - 2004				Production	Rank
	Planted Acres	Harvested Acres	Yield		
Corn, Grain ... (bu.)	30,000	15,400	117.7	1,813,000	44
Soybeans ... (bu.)	13,000	12,000	29.4	353,000	43
Sunflower ... (lbs)	29,400	28,000	1,772.0	49,611,000	4
Wheat, All ... (bu.)	106,300	87,700	36.6	3,211,000	15
Wheat, Spring . (bu.)	30,200	30,100	37.9	1,142,000	19
Wheat, Winter (bu.)	76,100	57,600	35.9	2,069,000	7
Oats ... (bu.)	3,500	2,800	72.5	203,000	30
Hay, All ... (tons)		28,000	1.29	36,000	60
Hay, Alfalfa ... (tons)		11,000	1.42	15,600	60

Livestock - Jan 1, 2005		Number	Rank
All Cattle .....	25,000	62	
Beef Cows .....	15,000	52	
Milk Cows .....	200	40	



## HUTCHINSON

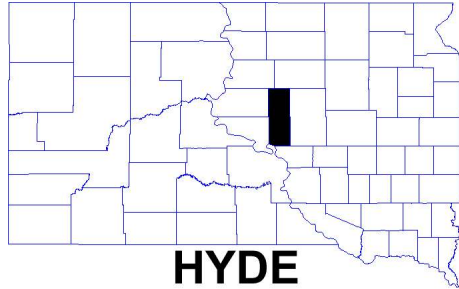
2000 Census Population ..... 8,075  
 Land Area ..... (acres) 520,341

Census - 2002		
	Number	Rank
Number of Farms .....	768	7
Land in Farms ... (acres)	505,603	36
Total Cropland .. (acres)	413,245	13
Average Size Farm (acres)	658	49

Cash Receipts - 2003		Dollars	Rank
Crops .....	60,874,000	6	
Livestock .....	67,781,000	5	
Government Payments .....	12,314,000	10	
Total Receipts .....	128,655,000	3	

Crops - 2004				Production	Rank
	Planted Acres	Harvested Acres	Yield		
Corn, Grain ... (bu.)	160,500	150,300	134.4	20,200,000	8
Soybeans ... (bu.)	148,000	147,000	36.8	5,405,000	4
Sunflower ... (lbs)					
Wheat, All ... (bu.)	15,800	15,000	59.7	896,000	42
Wheat, Spring . (bu.)	1,100	1,100	56.4	62,000	52
Wheat, Winter (bu.)	14,700	13,900	60.0	834,000	21
Oats ... (bu.)	3,000	2,500	98.4	246,000	20
Hay, All ... (tons)		37,000	3.15	116,400	25
Hay, Alfalfa ... (tons)		31,000	3.43	106,300	20

Livestock - Jan 1, 2005		Number	Rank
All Cattle .....	70,000	17	
Beef Cows .....	25,000	28	
Milk Cows .....	2,300	8	



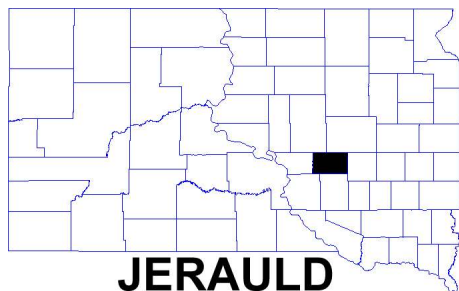
2000 Census Population	1,671	
Land Area (acres)	551,085	
<b>Census - 2002</b>		
	<b>Number</b>	<b>Rank</b>
Number of Farms	187	63
Land in Farms (acres)	468,836	37
Total Cropland (acres)	188,814	58
Average Size Farm (acres)	2,507	17

<b>Cash Receipts - 2003</b>				<b>Dollars</b>	<b>Rank</b>
Crops				10,842,000	48
Livestock				19,805,000	54
Government Payments				6,624,000	44
Total Receipts				30,647,000	53
<b>Crops - 2004</b>				<b>Production</b>	<b>Rank</b>
	<b>Planted Acres</b>	<b>Harvested Acres</b>	<b>Yield</b>		
Corn, Grain (bu.)	43,000	31,500	95.2	2,998,000	39
Soybeans (bu.)	11,000	11,000	26.1	287,000	46
Sunflower (lbs)	23,900	23,000	1,583.0	36,418,000	5
Wheat, All (bu.)	64,000	58,500	42.6	2,495,000	19
Wheat, Spring (bu.)	21,700	21,700	43.2	937,000	22
Wheat, Winter (bu.)	42,300	36,800	42.3	1,558,000	13
Oats (bu.)	8,500	3,400	81.2	276,000	18
Hay, All (tons)				80,800	40
Hay, Alfalfa (tons)				37,700	48
<b>Livestock - Jan 1, 2005</b>				<b>Number</b>	<b>Rank</b>
All Cattle				60,000	25
Beef Cows				28,000	25
Milk Cows					



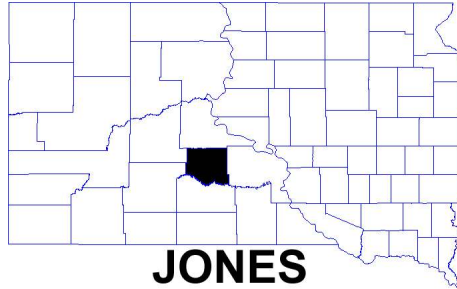
2000 Census Population	2,930	
Land Area (acres)	1,196,347	
<b>Census - 2002</b>		
	<b>Number</b>	<b>Rank</b>
Number of Farms	308	45
Land in Farms (acres)	1,190,603	10
Total Cropland (acres)	246,310	41
Average Size Farm (acres)	3,866	9

<b>Cash Receipts - 2003</b>				<b>Dollars</b>	<b>Rank</b>
Crops				5,570,000	57
Livestock				23,532,000	46
Government Payments				4,488,000	59
Total Receipts				29,102,000	56
<b>Crops - 2004</b>				<b>Production</b>	<b>Rank</b>
	<b>Planted Acres</b>	<b>Harvested Acres</b>	<b>Yield</b>		
Corn, Grain (bu.)	2,000	900	55.6	50,000	59
Soybeans (bu.)	1,700	800	12.5	10,000	52
Sunflower (lbs)					
Wheat, All (bu.)	46,200	20,200	17.6	355,000	51
Wheat, Spring (bu.)	9,200	6,000	11.8	71,000	51
Wheat, Winter (bu.)	37,000	14,200	20.0	284,000	40
Oats (bu.)	4,500	900	25.6	23,000	60
Hay, All (tons)				32,300	63
Hay, Alfalfa (tons)				17,300	58
<b>Livestock - Jan 1, 2005</b>				<b>Number</b>	<b>Rank</b>
All Cattle				55,000	31
Beef Cows				36,000	13
Milk Cows					



2000 Census Population	2,295	
Land Area (acres)	339,381	
<b>Census - 2002</b>		
	<b>Number</b>	<b>Rank</b>
Number of Farms	272	50
Land in Farms (acres)	336,424	54
Total Cropland (acres)	192,124	56
Average Size Farm (acres)	1,237	33

<b>Cash Receipts - 2003</b>				<b>Dollars</b>	<b>Rank</b>
Crops				11,367,000	47
Livestock				30,050,000	39
Government Payments				5,208,000	55
Total Receipts				41,417,000	48
<b>Crops - 2004</b>				<b>Production</b>	<b>Rank</b>
	<b>Planted Acres</b>	<b>Harvested Acres</b>	<b>Yield</b>		
Corn, Grain (bu.)	45,000	39,700	102.0	4,051,000	37
Soybeans (bu.)	18,000	18,000	37.4	673,000	40
Sunflower (lbs)	5,400	4,300	1,342.0	5,772,000	22
Wheat, All (bu.)	27,800	21,500	48.8	1,049,000	37
Wheat, Spring (bu.)	8,900	6,900	38.7	267,000	37
Wheat, Winter (bu.)	18,900	14,600	53.6	782,000	23
Oats (bu.)	3,000	2,300	106.5	245,000	21
Hay, All (tons)				96,800	33
Hay, Alfalfa (tons)				63,800	32
<b>Livestock - Jan 1, 2005</b>				<b>Number</b>	<b>Rank</b>
All Cattle				42,000	44
Beef Cows				19,000	42
Milk Cows					



### JONES

2000 Census Population ..... 1,193  
 Land Area ..... (acres) 621,209

Census - 2002		
	Number	Rank
Number of Farms .....	163	65
Land in Farms ... (acres)	516,489	35
Total Cropland .. (acres)	190,525	57
Average Size Farm (acres)	3,169	14

Cash Receipts - 2003		Dollars	Rank
Crops .....	6,535,000	55	
Livestock .....	17,928,000	56	
Government Payments .....	5,165,000	57	
Total Receipts .....	24,463,000	60	

Crops - 2004				Production	Rank
	Planted Acres	Harvested Acres	Yield		
Corn, Grain ... (bu.)	5,500	3,500	70.6	247,000	51
Soybeans ... (bu.)					
Sunflower ... (lbs)	7,200	6,600	1,025.0	6,764,000	18
Wheat, All ... (bu.)	57,600	49,400	36.1	1,784,000	28
Wheat, Spring . (bu.)	12,300	12,300	36.4	448,000	35
Wheat, Winter (bu.)	45,000	36,900	36.1	1,331,000	16
Oats ... (bu.)	7,000	5,600	49.5	277,000	16
Hay, All ... (tons)		78,000	0.98	76,200	44
Hay, Alfalfa ... (tons)		28,000	0.69	19,200	56

Livestock - Jan 1, 2005		Number	Rank
All Cattle .....	46,000	40	
Beef Cows .....	21,000	35	
Milk Cows .....			



### KINGSBURY

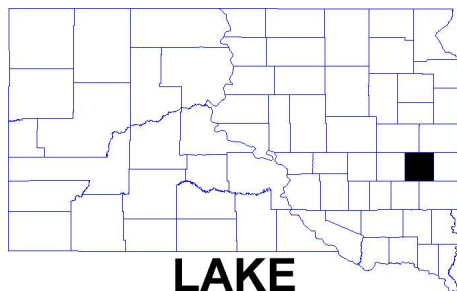
2000 Census Population ..... 5,815  
 Land Area ..... (acres) 536,592

Census - 2002		
	Number	Rank
Number of Farms .....	599	19
Land in Farms ... (acres)	518,642	34
Total Cropland .. (acres)	425,502	12
Average Size Farm (acres)	866	43

Cash Receipts - 2003		Dollars	Rank
Crops .....	54,148,000	9	
Livestock .....	39,686,000	25	
Government Payments .....	11,637,000	11	
Total Receipts .....	93,834,000	13	

Crops - 2004				Production	Rank
	Planted Acres	Harvested Acres	Yield		
Corn, Grain ... (bu.)	123,500	115,100	134.8	15,515,000	14
Soybeans ... (bu.)	130,000	129,000	35.1	4,531,000	10
Sunflower ... (lbs)					
Wheat, All ... (bu.)	42,700	41,700	67.6	2,820,000	16
Wheat, Spring . (bu.)	14,300	14,200	61.5	873,000	24
Wheat, Winter (bu.)	28,400	27,500	70.8	1,947,000	11
Oats ... (bu.)	4,000	3,100	94.2	292,000	15
Hay, All ... (tons)		48,000	3.12	149,600	13
Hay, Alfalfa ... (tons)		38,000	3.42	130,100	9

Livestock - Jan 1, 2005		Number	Rank
All Cattle .....	64,000	20	
Beef Cows .....	26,000	26	
Milk Cows .....	300	37	



### LAKE

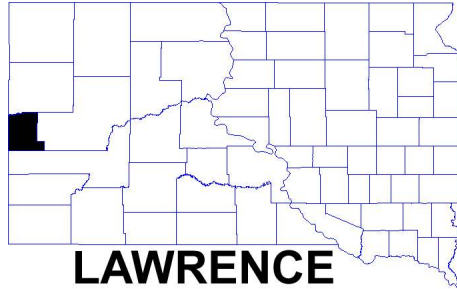
2000 Census Population ..... 11,276  
 Land Area ..... (acres) 360,491

Census - 2002		
	Number	Rank
Number of Farms .....	513	29
Land in Farms ... (acres)	325,134	56
Total Cropland .. (acres)	262,941	37
Average Size Farm (acres)	634	52

Cash Receipts - 2003		Dollars	Rank
Crops .....	46,589,000	13	
Livestock .....	39,599,000	26	
Government Payments .....	7,027,000	40	
Total Receipts .....	86,188,000	17	

Crops - 2004				Production	Rank
	Planted Acres	Harvested Acres	Yield		
Corn, Grain ... (bu.)	117,000	107,200	149.7	16,053,000	13
Soybeans ... (bu.)	106,000	105,000	37.3	3,921,000	14
Sunflower ... (lbs)					
Wheat, All ... (bu.)	5,600	5,400	59.1	319,000	53
Wheat, Spring . (bu.)	2,200	2,100	45.7	96,000	48
Wheat, Winter (bu.)	3,400	3,300	67.6	223,000	45
Oats ... (bu.)	3,000	1,800	82.8	149,000	36
Hay, All ... (tons)		19,000	3.49	66,300	49
Hay, Alfalfa ... (tons)		16,000	3.69	59,100	36

Livestock - Jan 1, 2005		Number	Rank
All Cattle .....	32,000	56	
Beef Cows .....	15,000	52	
Milk Cows .....	500	30	



**LAWRENCE**

2000 Census Population	21,802
Land Area (acres)	512,039
Census - 2002	
Number	Rank
Number of Farms	239 56
Land in Farms (acres)	140,703 66
Total Cropland (acres)	40,492 66
Average Size Farm (acres)	589 55

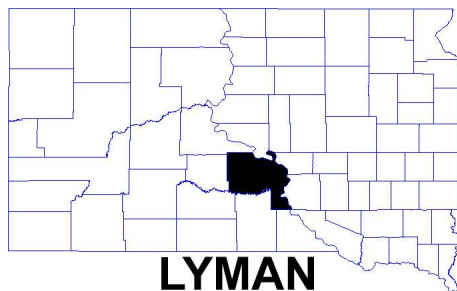
Cash Receipts - 2003				Dollars	Rank
Crops				1,334,000	65
Livestock				9,315,000	66
Government Payments				270,000	66
Total Receipts				10,649,000	66
Crops - 2004				Production	Rank
	Planted Acres	Harvested Acres	Yield		
Corn, Grain (bu.)	500				
Soybeans (bu.)					
Sunflower (lbs)					
Wheat, All (bu.)	500	200	20.0	4,000	66
Wheat, Spring (bu.)	500	200	20.0	4,000	66
Wheat, Winter (bu.)					
Oats (bu.)	1,500				
Hay, All (tons)		31,000	1.13	35,000	61
Hay, Alfalfa (tons)		24,000	1.11	26,700	54
Livestock - Jan 1, 2005				Number	Rank
All Cattle				18,000	65
Beef Cows				9,000	63
Milk Cows				400	33



**LINCOLN**

2000 Census Population	24,131
Land Area (acres)	370,009
Census - 2002	
Number	Rank
Number of Farms	841 6
Land in Farms (acres)	309,552 57
Total Cropland (acres)	277,014 32
Average Size Farm (acres)	368 65

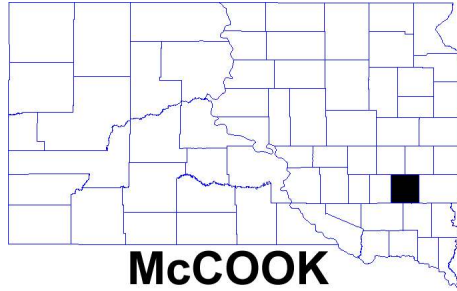
Cash Receipts - 2003				Dollars	Rank
Crops				61,783,000	5
Livestock				49,391,000	18
Government Payments				7,869,000	32
Total Receipts				111,174,000	7
Crops - 2004				Production	Rank
	Planted Acres	Harvested Acres	Yield		
Corn, Grain (bu.)	159,000	155,800	159.1	24,781,000	3
Soybeans (bu.)	122,000	121,000	42.0	5,076,000	8
Sunflower (lbs)					
Wheat, All (bu.)					
Wheat, Spring (bu.)					
Wheat, Winter (bu.)					
Oats (bu.)	1,500	1,200	97.5	117,000	42
Hay, All (tons)		15,000	3.71	55,600	54
Hay, Alfalfa (tons)		13,000	4.02	52,300	40
Livestock - Jan 1, 2005				Number	Rank
All Cattle				32,000	56
Beef Cows				8,000	64
Milk Cows				700	26



**LYMAN**

2000 Census Population	3,895
Land Area (acres)	1,049,653
Census - 2002	
Number	Rank
Number of Farms	420 34
Land in Farms (acres)	885,332 17
Total Cropland (acres)	392,333 14
Average Size Farm (acres)	2,108 19

Cash Receipts - 2003				Dollars	Rank
Crops				21,308,000	35
Livestock				23,254,000	47
Government Payments				12,786,000	8
Total Receipts				44,562,000	46
Crops - 2004				Production	Rank
	Planted Acres	Harvested Acres	Yield		
Corn, Grain (bu.)	27,500	19,300	76.2	1,471,000	45
Soybeans (bu.)	4,500	4,400	25.2	111,000	47
Sunflower (lbs)	19,900	19,100	1,261.0	24,085,000	6
Wheat, All (bu.)	124,000	112,300	40.9	4,593,000	5
Wheat, Spring (bu.)	20,600	20,500	38.2	783,000	25
Wheat, Winter (bu.)	103,300	91,700	41.5	3,808,000	3
Oats (bu.)	4,000	1,700	97.6	166,000	35
Hay, All (tons)		105,000	0.97	102,000	30
Hay, Alfalfa (tons)		42,000	1.09	45,700	44
Livestock - Jan 1, 2005				Number	Rank
All Cattle				65,000	19
Beef Cows				30,000	20
Milk Cows					



### McCOOK

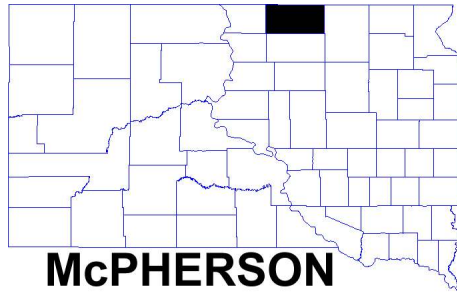
2000 Census Population ..... 5,832  
 Land Area ..... (acres) 367,721

Census - 2002	Number	Rank
Number of Farms .....	539	25
Land in Farms ... (acres)	345,010	51
Total Cropland .. (acres)	284,027	31
Average Size Farm (acres)	640	50

Cash Receipts - 2003		Dollars	Rank
Crops .....		41,596,000	17
Livestock .....		30,677,000	37
Government Payments .....		6,865,000	41
Total Receipts .....		72,273,000	24

Crops - 2004	Planted Acres	Harvested Acres	Yield	Production	Rank
Corn, Grain ... (bu.)	129,500	123,900	150.2	18,614,000	10
Soybeans ... (bu.)	109,000	109,000	39.7	4,332,000	11
Sunflower ... (lbs)					
Wheat, All ... (bu.)	1,300	1,200	47.5	57,000	62
Wheat, Spring . (bu.)					
Wheat, Winter (bu.)					
Oats ... (bu.)	2,500	1,800	78.3	141,000	38
Hay, All ... (tons)		26,000	2.84	73,900	46
Hay, Alfalfa ... (tons)		19,000	2.87	54,500	38

Livestock - Jan 1, 2005		Number	Rank
All Cattle .....		35,000	53
Beef Cows .....		17,000	49
Milk Cows .....		1,800	14



### McPHERSON

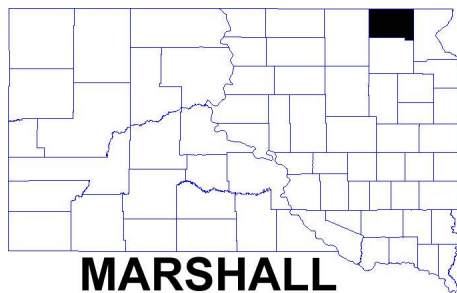
2000 Census Population ..... 2,904  
 Land Area ..... (acres) 727,689

Census - 2002	Number	Rank
Number of Farms .....	413	35
Land in Farms ... (acres)	536,730	29
Total Cropland .. (acres)	289,954	28
Average Size Farm (acres)	1,300	32

Cash Receipts - 2003		Dollars	Rank
Crops .....		14,975,000	41
Livestock .....		59,256,000	10
Government Payments .....		7,463,000	33
Total Receipts .....		74,231,000	23

Crops - 2004	Planted Acres	Harvested Acres	Yield	Production	Rank
Corn, Grain ... (bu.)	51,500	24,800	88.7	2,200,000	43
Soybeans ... (bu.)	41,000	40,000	26.8	1,072,000	36
Sunflower ... (lbs)	12,800	12,200	1,508.0	18,392,000	8
Wheat, All ... (bu.)	43,700	43,300	47.9	2,073,000	27
Wheat, Spring . (bu.)	38,900	38,700	47.9	1,853,000	16
Wheat, Winter (bu.)	4,800	4,600	47.8	220,000	46
Oats ... (bu.)	10,000	7,300	96.6	705,000	2
Hay, All ... (tons)		120,000	1.90	228,100	3
Hay, Alfalfa ... (tons)		83,000	2.07	171,400	1

Livestock - Jan 1, 2005		Number	Rank
All Cattle .....		81,000	10
Beef Cows .....		29,000	22
Milk Cows .....		800	24



### MARSHALL

2000 Census Population ..... 4,576  
 Land Area ..... (acres) 536,888

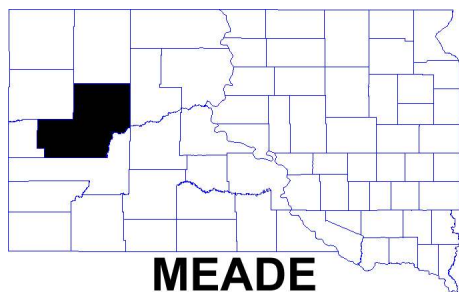
Census - 2002	Number	Rank
Number of Farms .....	529	27
Land in Farms ... (acres)	524,688	33
Total Cropland .. (acres)	339,758	21
Average Size Farm (acres)	992	38

Cash Receipts - 2003		Dollars	Rank
Crops .....		33,828,000	24
Livestock .....		68,249,000	4
Government Payments .....		8,223,000	27
Total Receipts .....		102,077,000	11

Crops - 2004	Planted Acres	Harvested Acres	Yield	Production	Rank
Corn, Grain ... (bu.)	92,000	84,900	121.8	10,345,000	23
Soybeans ... (bu.)	99,000	98,000	30.9	3,031,000	22
Sunflower ... (lbs)					
Wheat, All ... (bu.)	20,600	20,500	59.4	1,218,000	33
Wheat, Spring . (bu.)	19,200	19,100	59.1	1,129,000	20
Wheat, Winter (bu.)	1,300	1,300	66.2	86,000	55
Oats ... (bu.)	1,500	1,000	111.0	111,000	44
Hay, All ... (tons)		40,000	2.53	101,100	31
Hay, Alfalfa ... (tons)		27,000	3.02	81,600	24

Livestock - Jan 1, 2005		Number	Rank
All Cattle .....		76,000	13
Beef Cows .....		22,000	34
Milk Cows .....			





**MEADE**

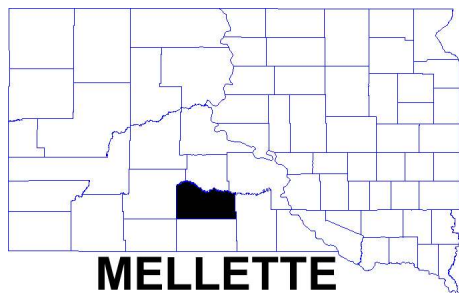
2000 Census Population ..... 24,253  
 Land Area ..... (acres) 2,221,341

Census - 2002		
	Number	Rank
Number of Farms .....	895	5
Land in Farms ... (acres)	2,228,839	1
Total Cropland .. (acres)	538,202	4
Average Size Farm (acres)	2,490	18

Cash Receipts - 2003		Dollars	Rank
Crops .....		9,164,000	52
Livestock .....		49,599,000	17
Government Payments .....		9,748,000	23
Total Receipts .....		58,763,000	34

Crops - 2004				Production	Rank
	Planted Acres	Harvested Acres	Yield		
Corn, Grain ... (bu.)	3,000	1,000	40.0	40,000	60
Soybeans ... (bu.)	1,500	1,400	9.3	13,000	51
Sunflower ... (lbs)	4,400	4,200	710.0	2,984,000	29
Wheat, All ... (bu.)	72,700	49,500	28.7	1,422,000	31
Wheat, Spring . (bu.)	28,700	25,100	25.2	632,000	30
Wheat, Winter (bu.)	44,000	24,400	32.4	790,000	22
Oats ... (bu.)	17,500	1,900	30.5	58,000	53
Hay, All ... (tons)		206,000	0.77	159,400	9
Hay, Alfalfa ... (tons)		144,000	0.76	109,000	18

Livestock - Jan 1, 2005		Number	Rank
All Cattle .....		113,000	3
Beef Cows .....		77,000	1
Milk Cows .....		600	29



**MELLETTTE**

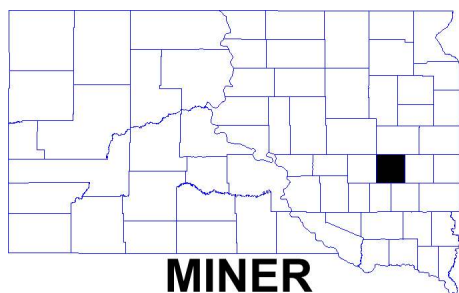
2000 Census Population ..... 2,083  
 Land Area ..... (acres) 836,232

Census - 2002		
	Number	Rank
Number of Farms .....	200	61
Land in Farms ... (acres)	660,456	23
Total Cropland .. (acres)	124,681	63
Average Size Farm (acres)	3,302	13

Cash Receipts - 2003		Dollars	Rank
Crops .....		3,910,000	60
Livestock .....		16,261,000	59
Government Payments .....		2,994,000	60
Total Receipts .....		20,171,000	63

Crops - 2004				Production	Rank
	Planted Acres	Harvested Acres	Yield		
Corn, Grain ... (bu.)	6,000	4,500	34.4	155,000	55
Soybeans ... (bu.)	4,200	4,000	15.0	60,000	48
Sunflower ... (lbs)	2,100	2,100	640.0	1,344,000	33
Wheat, All ... (bu.)	24,800	20,000	33.7	673,000	46
Wheat, Spring . (bu.)	6,700	6,500	24.2	157,000	43
Wheat, Winter (bu.)	18,100	13,500	38.2	516,000	28
Oats ... (bu.)	4,500	900	41.1	37,000	57
Hay, All ... (tons)		66,000	0.91	60,000	51
Hay, Alfalfa ... (tons)		42,000	0.69	29,000	51

Livestock - Jan 1, 2005		Number	Rank
All Cattle .....		54,000	33
Beef Cows .....		32,000	18
Milk Cows .....			



**MINER**

2000 Census Population ..... 2,884  
 Land Area ..... (acres) 365,042

Census - 2002		
	Number	Rank
Number of Farms .....	370	40
Land in Farms ... (acres)	291,066	59
Total Cropland .. (acres)	209,719	54
Average Size Farm (acres)	787	44

Cash Receipts - 2003		Dollars	Rank
Crops .....		21,186,000	36
Livestock .....		23,781,000	45
Government Payments .....		5,814,000	51
Total Receipts .....		44,967,000	45

Crops - 2004				Production	Rank
	Planted Acres	Harvested Acres	Yield		
Corn, Grain ... (bu.)	70,000	65,800	121.2	7,974,000	30
Soybeans ... (bu.)	64,000	64,000	33.7	2,158,000	30
Sunflower ... (lbs)					
Wheat, All ... (bu.)	16,200	15,700	55.4	869,000	44
Wheat, Spring . (bu.)	3,700	3,600	48.6	175,000	42
Wheat, Winter (bu.)	12,500	12,100	57.4	694,000	24
Oats ... (bu.)	2,500	2,300	100.0	230,000	24
Hay, All ... (tons)		35,000	2.38	83,300	39
Hay, Alfalfa ... (tons)		24,000	2.87	68,900	29

Livestock - Jan 1, 2005		Number	Rank
All Cattle .....		42,000	44
Beef Cows .....		23,000	29
Milk Cows .....		500	30



## MINNEHAHA

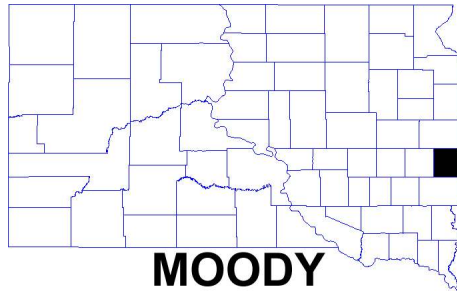
2000 Census Population ..... 148,281  
 Land Area ..... (acres) 517,873

Census - 2002		
	Number	Rank
Number of Farms .....	1,209	1
Land in Farms ... (acres)	421,946	41
Total Cropland .. (acres)	364,807	19
Average Size Farm (acres)	349	66

Cash Receipts - 2003		Dollars	Rank
Crops .....		69,777,000	3
Livestock .....		52,683,000	13
Government Payments .....		10,025,000	18
Total Receipts .....		122,460,000	5

Crops - 2004				Production	Rank
	Planted Acres	Harvested Acres	Yield		
Corn, Grain ... (bu.)	167,000	157,700	150.1	23,677,000	4
Soybeans ... (bu.)	137,000	136,000	40.9	5,569,000	3
Sunflower ... (lbs)					
Wheat, All ... (bu.)	800	800	60.0	48,000	64
Wheat, Spring . (bu.)					
Wheat, Winter (bu.)					
Oats ... (bu.)	3,500	2,100	102.4	215,000	27
Hay, All ... (tons)		43,000	3.03	130,300	18
Hay, Alfalfa ... (tons)		30,000	3.63	108,800	19

Livestock - Jan 1, 2005		Number	Rank
All Cattle .....		63,000	22
Beef Cows .....		20,000	38
Milk Cows .....		4,900	4



## MOODY

2000 Census Population ..... 6,595  
 Land Area ..... (acres) 332,611

Census - 2002		
	Number	Rank
Number of Farms .....	580	23
Land in Farms ... (acres)	282,751	61
Total Cropland .. (acres)	237,146	42
Average Size Farm (acres)	488	62

Cash Receipts - 2003		Dollars	Rank
Crops .....		48,926,000	10
Livestock .....		35,411,000	32
Government Payments .....		7,910,000	31
Total Receipts .....		84,337,000	18

Crops - 2004				Production	Rank
	Planted Acres	Harvested Acres	Yield		
Corn, Grain ... (bu.)	128,500	122,900	158.3	19,451,000	9
Soybeans ... (bu.)	86,000	86,000	38.5	3,310,000	19
Sunflower ... (lbs)					
Wheat, All ... (bu.)	3,500	3,200	67.2	215,000	55
Wheat, Spring . (bu.)	2,200	2,200	61.4	135,000	44
Wheat, Winter (bu.)	1,300	1,000	80.0	80,000	56
Oats ... (bu.)	1,500	900	91.1	82,000	49
Hay, All ... (tons)		20,000	3.52	70,300	48
Hay, Alfalfa ... (tons)		12,000	4.28	51,400	41

Livestock - Jan 1, 2005		Number	Rank
All Cattle .....		31,000	59
Beef Cows .....		10,000	62
Milk Cows .....		1,200	19



## PENNINGTON

2000 Census Population ..... 88,565  
 Land Area ..... (acres) 1,776,877

Census - 2002		
	Number	Rank
Number of Farms .....	696	12
Land in Farms ... (acres)	1,209,981	9
Total Cropland .. (acres)	331,782	23
Average Size Farm (acres)	1,738	25

Cash Receipts - 2003		Dollars	Rank
Crops .....		12,586,000	44
Livestock .....		36,333,000	30
Government Payments .....		5,667,000	52
Total Receipts .....		48,919,000	42

Crops - 2004				Production	Rank
	Planted Acres	Harvested Acres	Yield		
Corn, Grain ... (bu.)	3,500	2,300	36.1	83,000	58
Soybeans ... (bu.)	1,800	1,800	9.4	17,000	50
Sunflower ... (lbs)	7,600	7,100	1,347.0	9,562,000	15
Wheat, All ... (bu.)	77,200	48,900	25.2	1,230,000	32
Wheat, Spring . (bu.)	18,200	12,700	19.9	253,000	38
Wheat, Winter (bu.)	59,000	36,200	27.0	977,000	20
Oats ... (bu.)	6,500	700	25.7	18,000	61
Hay, All ... (tons)		53,000	1.10	58,300	53
Hay, Alfalfa ... (tons)		44,000	1.13	49,900	42

Livestock - Jan 1, 2005		Number	Rank
All Cattle .....		64,000	20
Beef Cows .....		35,000	14
Milk Cows .....		400	33



**PERKINS**

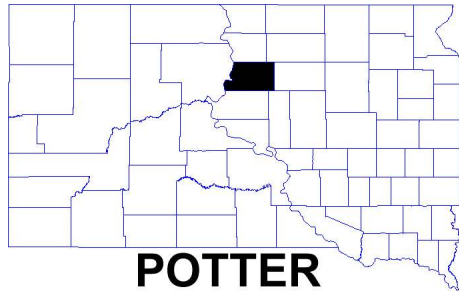
2000 Census Population	3,363
Land Area (acres)	1,837,925

Census - 2002	Number	Rank
Number of Farms	452	32
Land in Farms (acres)	1,781,628	2
Total Cropland (acres)	490,711	8
Average Size Farm (acres)	3,942	7

Cash Receipts - 2003				Dollars	Rank
Crops				10,183,000	50
Livestock				37,271,000	28
Government Payments				12,586,000	9
Total Receipts				47,454,000	44

Crops - 2004	Planted Acres	Harvested Acres	Yield	Production	Rank
Corn, Grain (bu.)	17,000	2,500	41.6	104,000	57
Soybeans (bu.)					
Sunflower (lbs)	5,700	4,900	550.0	2,695,000	30
Wheat, All (bu.)	119,900	93,400	26.6	2,482,000	21
Wheat, Spring (bu.)	78,500	67,100	25.6	1,716,000	18
Wheat, Winter (bu.)	32,200	17,800	31.7	565,000	26
Oats (bu.)	26,500	1,800	27.8	50,000	55
Hay, All (tons)		103,000	0.78	80,200	41
Hay, Alfalfa (tons)		43,000	0.55	23,600	55

Livestock - Jan 1, 2005		Number	Rank
All Cattle		103,000	4
Beef Cows		53,000	3
Milk Cows			



**POTTER**

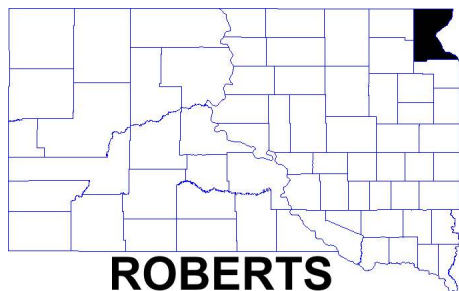
2000 Census Population	2,693
Land Area (acres)	554,579

Census - 2002	Number	Rank
Number of Farms	256	54
Land in Farms (acres)	452,912	38
Total Cropland (acres)	313,534	26
Average Size Farm (acres)	1,769	24

Cash Receipts - 2003				Dollars	Rank
Crops				34,114,000	23
Livestock				17,721,000	58
Government Payments				13,002,000	7
Total Receipts				51,835,000	39

Crops - 2004	Planted Acres	Harvested Acres	Yield	Production	Rank
Corn, Grain (bu.)	62,500	57,400	111.4	6,395,000	35
Soybeans (bu.)	45,000	44,000	29.1	1,282,000	35
Sunflower (lbs)	46,000	44,800	1,903.0	85,239,000	2
Wheat, All (bu.)	146,400	142,200	55.9	7,952,000	2
Wheat, Spring (bu.)	72,500	72,200	54.1	3,904,000	6
Wheat, Winter (bu.)	73,200	69,500	58.0	4,033,000	2
Oats (bu.)	9,500	7,000	113.1	792,000	1
Hay, All (tons)		35,000	2.41	84,400	37
Hay, Alfalfa (tons)		12,000	2.80	33,600	49

Livestock - Jan 1, 2005		Number	Rank
All Cattle		42,000	44
Beef Cows		20,000	38
Milk Cows			



**ROBERTS**

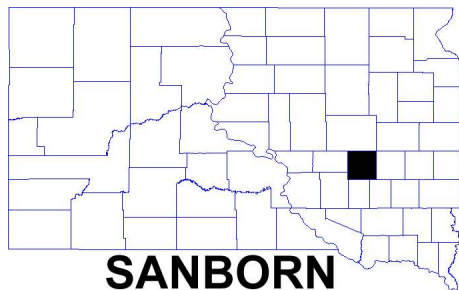
2000 Census Population	10,016
Land Area (acres)	704,856

Census - 2002	Number	Rank
Number of Farms	936	4
Land in Farms (acres)	592,893	25
Total Cropland (acres)	449,241	11
Average Size Farm (acres)	633	53

Cash Receipts - 2003				Dollars	Rank
Crops				54,457,000	8
Livestock				40,867,000	24
Government Payments				11,399,000	12
Total Receipts				95,324,000	12

Crops - 2004	Planted Acres	Harvested Acres	Yield	Production	Rank
Corn, Grain (bu.)	105,500	99,300	141.1	14,009,000	15
Soybeans (bu.)	162,000	161,000	31.9	5,141,000	5
Sunflower (lbs)					
Wheat, All (bu.)	65,700	65,200	61.0	3,974,000	8
Wheat, Spring (bu.)	65,200	64,700	61.0	3,944,000	5
Wheat, Winter (bu.)	500	500	60.0	30,000	62
Oats (bu.)	2,000	1,800	82.8	149,000	36
Hay, All (tons)		59,000	2.28	134,400	16
Hay, Alfalfa (tons)		31,000	3.24	100,400	21

Livestock - Jan 1, 2005		Number	Rank
All Cattle		51,000	38
Beef Cows		21,000	35
Milk Cows		2,200	10



### SANBORN

2000 Census Population ..... 2,675  
 Land Area ..... (acres) 364,192

Census - 2002	Number	Rank
Number of Farms .....	394	37
Land in Farms ... (acres)	380,039	45
Total Cropland .. (acres)	263,717	36
Average Size Farm (acres)	965	40

Cash Receipts - 2003		Dollars	Rank
Crops .....	22,395,000	33	
Livestock .....	32,569,000	35	
Government Payments .....	6,224,000	48	
Total Receipts .....	54,964,000	37	

Crops - 2004	Planted Acres	Harvested Acres	Yield	Production	Rank
Corn, Grain ... (bu.)	69,500	63,600	134.8	8,575,000	29
Soybeans ... (bu.)	35,000	35,000	39.4	1,378,000	34
Sunflower ... (lbs)	1,500	1,300	1,217.0	1,582,000	32
Wheat, All ... (bu.)	7,300	6,700	63.6	426,000	50
Wheat, Spring . (bu.)	2,400	2,100	60.0	126,000	45
Wheat, Winter (bu.)	4,900	4,600	65.2	300,000	39
Oats ... (bu.)	3,500	1,200	85.0	102,000	46
Hay, All ... (tons)		56,000	2.79	156,300	11
Hay, Alfalfa ... (tons)		35,000	3.37	118,000	11

Livestock - Jan 1, 2005		Number	Rank
All Cattle .....	53,000	35	
Beef Cows .....	26,000	26	
Milk Cows .....	200	40	



### SHANNON

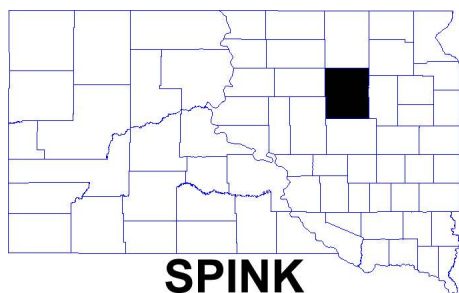
2000 Census Population ..... 12,466  
 Land Area ..... (acres) 1,340,131

Census - 2002	Number	Rank
Number of Farms .....	200	61
Land in Farms ... (acres)	1,266,655	6
Total Cropland .. (acres)	164,004	61
Average Size Farm (acres)	6,333	2

Cash Receipts - 2003		Dollars	Rank
Crops .....	2,648,000	63	
Livestock .....	11,406,000	63	
Government Payments .....	1,990,000	62	
Total Receipts .....	14,054,000	64	

Crops - 2004	Planted Acres	Harvested Acres	Yield	Production	Rank
Corn, Grain ... (bu.)	1,500	600	13.3	8,000	64
Soybeans ... (bu.)					
Sunflower ... (lbs)	2,600	1,400	680.0	952,000	37
Wheat, All ... (bu.)	25,000	6,100	14.9	91,000	59
Wheat, Spring . (bu.)	4,800	2,400	15.0	36,000	54
Wheat, Winter (bu.)	20,200	3,700	14.9	55,000	59
Oats ... (bu.)	800	500	14.0	7,000	63
Hay, All ... (tons)		15,000	0.91	13,700	66
Hay, Alfalfa ... (tons)		4,000	1.00	4,000	66

Livestock - Jan 1, 2005		Number	Rank
All Cattle .....	35,000	53	
Beef Cows .....	23,000	29	
Milk Cows .....			



### SPINK

2000 Census Population ..... 7,454  
 Land Area ..... (acres) 962,551

Census - 2002	Number	Rank
Number of Farms .....	682	15
Land in Farms ... (acres)	911,373	16
Total Cropland .. (acres)	721,591	2
Average Size Farm (acres)	1,336	30

Cash Receipts - 2003		Dollars	Rank
Crops .....	89,479,000	2	
Livestock .....	51,271,000	15	
Government Payments .....	19,738,000	2	
Total Receipts .....	140,750,000	2	

Crops - 2004	Planted Acres	Harvested Acres	Yield	Production	Rank
Corn, Grain ... (bu.)	199,000	186,800	144.4	26,979,000	2
Soybeans ... (bu.)	269,000	268,000	34.7	9,301,000	2
Sunflower ... (lbs)	8,100	7,900	1,800.0	14,220,000	10
Wheat, All ... (bu.)	114,800	113,200	66.4	7,516,000	3
Wheat, Spring . (bu.)	85,800	85,500	65.1	5,565,000	1
Wheat, Winter (bu.)	28,900	27,600	70.6	1,948,000	10
Oats ... (bu.)	2,000	1,400	90.7	127,000	41
Hay, All ... (tons)		74,000	2.87	212,500	5
Hay, Alfalfa ... (tons)		49,000	3.49	171,000	2

Livestock - Jan 1, 2005		Number	Rank
All Cattle .....	86,000	8	
Beef Cows .....	30,000	20	
Milk Cows .....	500	30	



**STANLEY**

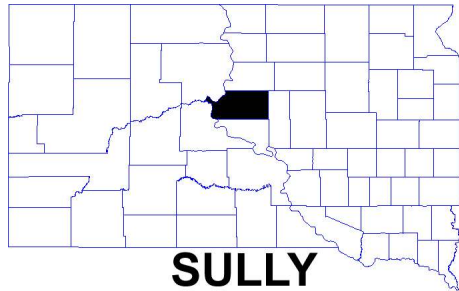
2000 Census Population ..... 2,772  
 Land Area ..... (acres) 923,760

Census - 2002		
	Number	Rank
Number of Farms .....	166	64
Land in Farms ... (acres)	866,345	19
Total Cropland .. (acres)	222,841	50
Average Size Farm (acres)	5,219	3

Cash Receipts - 2003		Dollars	Rank
Crops .....		11,629,000	46
Livestock .....		12,132,000	62
Government Payments .....		7,275,000	36
Total Receipts .....		23,761,000	61

Crops - 2004				Production	Rank
	Planted Acres	Harvested Acres	Yield		
Corn, Grain ... (bu.)	1,000	300	73.3	22,000	61
Soybeans ... (bu.)	500	500	10.0	5,000	56
Sunflower ... (lbs)	12,100	11,700	512.0	5,987,000	21
Wheat, All ... (bu.)	151,100	84,100	28.2	2,369,000	24
Wheat, Spring . (bu.)	45,100	36,200	25.6	925,000	23
Wheat, Winter (bu.)	106,000	47,900	30.1	1,444,000	14
Oats ... (bu.)	3,000	1,300	39.2	51,000	54
Hay, All ... (tons)		39,000	1.21	47,200	56
Hay, Alfalfa ... (tons)		16,000	0.98	15,600	60

Livestock - Jan 1, 2005		Number	Rank
All Cattle .....		32,000	56
Beef Cows .....		18,000	45
Milk Cows .....			



**SULLY**

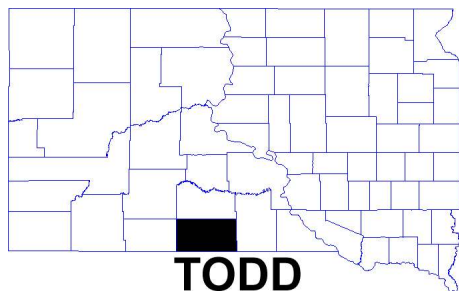
2000 Census Population ..... 1,556  
 Land Area ..... (acres) 644,453

Census - 2002		
	Number	Rank
Number of Farms .....	228	58
Land in Farms ... (acres)	573,429	28
Total Cropland .. (acres)	456,324	10
Average Size Farm (acres)	2,515	16

Cash Receipts - 2003		Dollars	Rank
Crops .....		47,842,000	12
Livestock .....		15,082,000	60
Government Payments .....		16,495,000	4
Total Receipts .....		62,924,000	30

Crops - 2004				Production	Rank
	Planted Acres	Harvested Acres	Yield		
Corn, Grain ... (bu.)	63,500	60,600	101.2	6,132,000	36
Soybeans ... (bu.)	22,000	22,000	37.0	814,000	38
Sunflower ... (lbs)	88,600	85,800	1,652.0	141,720,000	1
Wheat, All ... (bu.)	258,300	234,200	43.6	10,221,000	1
Wheat, Spring . (bu.)	93,300	93,000	44.2	4,110,000	4
Wheat, Winter (bu.)	165,000	141,200	43.3	6,111,000	1
Oats ... (bu.)	3,000	2,500	81.6	204,000	29
Hay, All ... (tons)		32,000	1.38	44,200	57
Hay, Alfalfa ... (tons)		6,000	1.65	9,900	64

Livestock - Jan 1, 2005		Number	Rank
All Cattle .....		41,000	48
Beef Cows .....		15,000	52
Milk Cows .....			



**TODD**

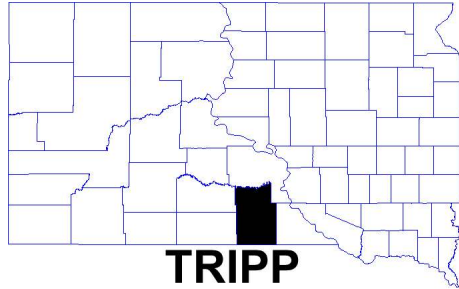
2000 Census Population ..... 9,050  
 Land Area ..... (acres) 888,464

Census - 2002		
	Number	Rank
Number of Farms .....	249	55
Land in Farms ... (acres)	916,619	15
Total Cropland .. (acres)	186,730	59
Average Size Farm (acres)	3,681	11

Cash Receipts - 2003		Dollars	Rank
Crops .....		3,644,000	61
Livestock .....		20,913,000	50
Government Payments .....		1,642,000	64
Total Receipts .....		24,557,000	59

Crops - 2004				Production	Rank
	Planted Acres	Harvested Acres	Yield		
Corn, Grain ... (bu.)	8,000	5,700	105.4	601,000	49
Soybeans ... (bu.)					
Sunflower ... (lbs)	1,400	1,400	486.0	681,000	39
Wheat, All ... (bu.)	8,000	7,600	36.2	275,000	54
Wheat, Spring . (bu.)	2,800	2,800	28.9	81,000	50
Wheat, Winter (bu.)	5,200	4,800	40.4	194,000	48
Oats ... (bu.)	5,500	1,400	50.7	71,000	52
Hay, All ... (tons)		94,000	0.89	83,400	38
Hay, Alfalfa ... (tons)		43,000	1.01	43,600	45

Livestock - Jan 1, 2005		Number	Rank
All Cattle .....		58,000	28
Beef Cows .....		33,000	17
Milk Cows .....			



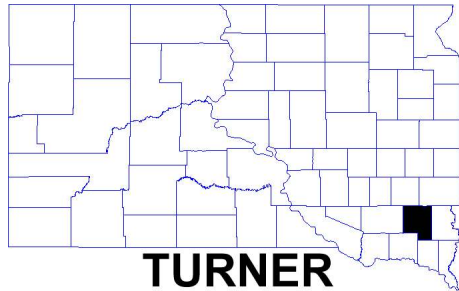
**TRIPP**

2000 Census Population	6,430	
Land Area	(acres) 1,032,727	
<b>Census - 2002</b>	<b>Number</b>	<b>Rank</b>
Number of Farms	666	16
Land in Farms . . . (acres)	1,053,698	13
Total Cropland . . (acres)	502,863	7
Average Size Farm (acres)	1,582	26

Cash Receipts - 2003		Dollars	Rank
Crops		16,920,000	40
Livestock		60,730,000	8
Government Payments		11,397,000	13
<b>Total Receipts</b>		<b>77,650,000</b>	<b>22</b>

Crops - 2004	Planted Acres	Harvested Acres	Yield	Production	Rank
Corn, Grain . . . (bu.)	74,000	52,700	52.7	2,775,000	41
Soybeans . . . . (bu.)	21,700	21,000	22.1	464,000	42
Sunflower . . . . (lbs)	9,700	9,200	1,144.0	10,527,000	13
Wheat, All . . . . (bu.)	79,600	76,200	45.9	3,497,000	13
Wheat, Spring . (bu.)	23,300	23,200	45.2	1,048,000	21
Wheat, Winter (bu.)	56,300	53,000	46.2	2,449,000	5
Oats . . . . . (bu.)	12,500	8,200	81.5	668,000	3
Hay, All . . . . . (tons)		209,000	1.20	250,000	1
Hay, Alfalfa . . (tons)		121,000	1.20	145,800	6

Livestock - Jan 1, 2005		Number	Rank
All Cattle		150,000	1
Beef Cows		67,000	2
Milk Cows		700	26



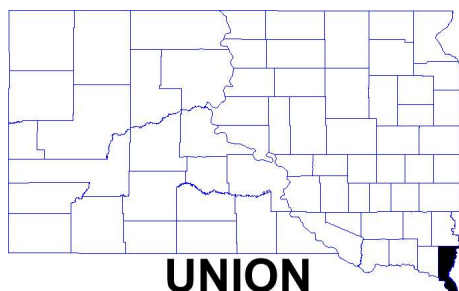
**TURNER**

2000 Census Population	8,849	
Land Area	(acres) 394,799	
<b>Census - 2002</b>	<b>Number</b>	<b>Rank</b>
Number of Farms	713	10
Land in Farms . . . (acres)	347,559	50
Total Cropland . . (acres)	303,874	27
Average Size Farm (acres)	487	63

Cash Receipts - 2003		Dollars	Rank
Crops		63,320,000	4
Livestock		61,452,000	7
Government Payments		9,777,000	22
<b>Total Receipts</b>		<b>124,772,000</b>	<b>4</b>

Crops - 2004	Planted Acres	Harvested Acres	Yield	Production	Rank
Corn, Grain . . . (bu.)	161,500	154,100	153.3	23,622,000	5
Soybeans . . . . (bu.)	131,000	130,000	39.1	5,088,000	7
Sunflower . . . . (lbs)					
Wheat, All . . . . (bu.)	2,100	2,000	77.0	154,000	57
Wheat, Spring . (bu.)					
Wheat, Winter (bu.)	1,800	1,700	80.0	136,000	53
Oats . . . . . (bu.)	2,500	1,800	101.7	183,000	34
Hay, All . . . . . (tons)		25,000	3.13	78,300	43
Hay, Alfalfa . . (tons)		19,000	3.55	67,500	30

Livestock - Jan 1, 2005		Number	Rank
All Cattle		54,000	33
Beef Cows		16,000	50
Milk Cows		5,500	3



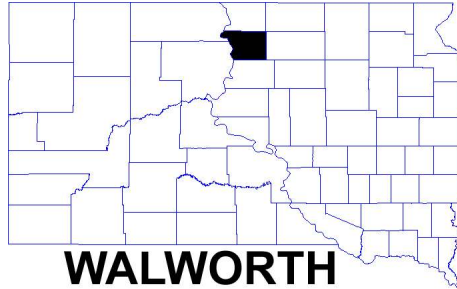
**UNION**

2000 Census Population	12,584	
Land Area	(acres) 294,659	
<b>Census - 2002</b>	<b>Number</b>	<b>Rank</b>
Number of Farms	522	28
Land in Farms . . . (acres)	276,588	63
Total Cropland . . (acres)	249,576	40
Average Size Farm (acres)	530	59

Cash Receipts - 2003		Dollars	Rank
Crops		54,507,000	7
Livestock		54,174,000	12
Government Payments		7,398,000	34
<b>Total Receipts</b>		<b>108,681,000</b>	<b>9</b>

Crops - 2004	Planted Acres	Harvested Acres	Yield	Production	Rank
Corn, Grain . . . (bu.)	124,000	122,200	171.6	20,971,000	6
Soybeans . . . . (bu.)	99,000	99,000	41.9	4,153,000	12
Sunflower . . . . (lbs)					
Wheat, All . . . . (bu.)					
Wheat, Spring . (bu.)					
Wheat, Winter (bu.)					
Oats . . . . . (bu.)	2,000	1,800	106.7	192,000	32
Hay, All . . . . . (tons)		12,000	4.27	51,200	55
Hay, Alfalfa . . (tons)		11,000	4.44	48,800	43

Livestock - Jan 1, 2005		Number	Rank
All Cattle		33,000	55
Beef Cows		7,000	65
Milk Cows			



## WALWORTH

2000 Census Population ..... 5,974  
 Land Area ..... (acres) 453,021

Census - 2002	Number	Rank
Number of Farms .....	299	47
Land in Farms ... (acres)	427,303	40
Total Cropland .. (acres)	233,229	44
Average Size Farm (acres)	1,429	28

Cash Receipts - 2003		Dollars	Rank
Crops .....		12,337,000	45
Livestock .....		17,780,000	57
Government Payments .....		7,125,000	39
Total Receipts .....		30,117,000	54

Crops - 2004	Planted Acres	Harvested Acres	Yield	Production	Rank
Corn, Grain ... (bu.)	39,500	34,200	83.2	2,845,000	40
Soybeans .... (bu.)	37,000	36,000	20.6	741,000	39
Sunflower ..... (lbs)	14,500	14,000	1,397.0	19,558,000	7
Wheat, All .... (bu.)	73,600	72,700	47.5	3,450,000	14
Wheat, Spring . (bu.)	68,700	68,500	47.4	3,247,000	10
Wheat, Winter (bu.)	4,900	4,200	48.3	203,000	47
Oats ..... (bu.)	7,500	3,400	98.8	336,000	11
Hay, All ..... (tons)		61,000	1.81	110,400	28
Hay, Alfalfa ... (tons)		29,000	2.11	61,100	33

Livestock - Jan 1, 2005		Number	Rank
All Cattle .....		29,000	61
Beef Cows .....		20,000	38
Milk Cows .....			



## YANKTON

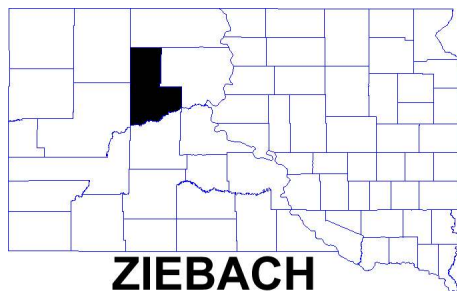
2000 Census Population ..... 21,652  
 Land Area ..... (acres) 333,836

Census - 2002	Number	Rank
Number of Farms .....	690	14
Land in Farms ... (acres)	342,058	53
Total Cropland .. (acres)	288,927	30
Average Size Farm (acres)	496	61

Cash Receipts - 2003		Dollars	Rank
Crops .....		40,014,000	18
Livestock .....		30,785,000	36
Government Payments .....		6,104,000	50
Total Receipts .....		70,799,000	25

Crops - 2004	Planted Acres	Harvested Acres	Yield	Production	Rank
Corn, Grain ... (bu.)	93,000	87,700	140.8	12,349,000	17
Soybeans .... (bu.)	86,000	86,000	36.9	3,170,000	20
Sunflower ..... (lbs)					
Wheat, All .... (bu.)	3,200	3,100	60.6	188,000	56
Wheat, Spring . (bu.)	500	500	44.0	22,000	59
Wheat, Winter (bu.)	2,700	2,600	63.8	166,000	50
Oats ..... (bu.)	1,500	1,100	92.7	102,000	46
Hay, All ..... (tons)		35,000	3.52	123,300	22
Hay, Alfalfa ... (tons)		26,000	4.20	109,100	17

Livestock - Jan 1, 2005		Number	Rank
All Cattle .....		36,000	51
Beef Cows .....		15,000	52
Milk Cows .....		700	26



## ZIEBACH

2000 Census Population ..... 2,519  
 Land Area ..... (acres) 1,255,994

Census - 2002	Number	Rank
Number of Farms .....	227	59
Land in Farms ... (acres)	1,172,918	11
Total Cropland .. (acres)	225,011	47
Average Size Farm (acres)	5,167	4

Cash Receipts - 2003		Dollars	Rank
Crops .....		9,848,000	51
Livestock .....		13,165,000	61
Government Payments .....		5,331,000	53
Total Receipts .....		23,013,000	62

Crops - 2004	Planted Acres	Harvested Acres	Yield	Production	Rank
Corn, Grain ... (bu.)	1,000	600	23.3	14,000	63
Soybeans .... (bu.)					
Sunflower ..... (lbs)	1,100	800	1,200.0	960,000	36
Wheat, All .... (bu.)	80,900	66,100	26.7	1,766,000	29
Wheat, Spring . (bu.)	24,800	22,800	21.7	495,000	34
Wheat, Winter (bu.)	55,700	43,000	29.4	1,264,000	17
Oats ..... (bu.)	8,500	1,800	42.8	77,000	51
Hay, All ..... (tons)		44,000	0.76	33,400	62
Hay, Alfalfa ... (tons)		21,000	0.57	11,900	63

Livestock - Jan 1, 2005		Number	Rank
All Cattle .....		43,000	43
Beef Cows .....		29,000	22
Milk Cows .....			