

**CROP PRICES RECEIVED, MARKETING YEAR AVERAGE,^{1/}
SOUTH DAKOTA AND UNITED STATES, 1997-2004**

CROP	UNIT	1997	1998	1999	2000	2001	2002	2003	2004 2/
----- DOLLARS -----									
SOUTH DAKOTA									
WHEAT, ALL	BU.	3.41	2.74	2.55	2.68	2.78	3.81	3.46	3.25
CORN FOR GRAIN	BU.	2.15	1.61	1.54	1.61	1.75	2.17	2.28	1.65
SORGHUM FOR GRAIN	CWT.	3.55	2.33	2.52	2.70	3.06	3.90	4.00	2.95
OATS	BU.	1.56	1.03	1.12	1.11	1.67	1.99	1.43	1.35
BARLEY	BU.	2.58	2.23	1.82	2.20	2.00	2.51	2.37	2.00
RYE	BU.	3.60	1.90	1.40	1.47	2.50	3.35	2.25	2.80
FLAXSEED	BU.	5.68	4.86	3.75	3.04	3.81	5.63	5.54	7.00
SOYBEANS	BU.	6.11	4.60	4.33	4.27	4.13	5.33	6.96	4.95
HAY, ALL	TON	77.00	51.00	43.00	63.50	65.50	78.00	60.50	63.50
SUNFLOWER, ALL	CWT.	10.90	9.47	6.59	5.86	9.18	12.10	11.40	12.20
PROSO MILLET	BU.	3/	3/	2.10	4.75	2.10	7.05	3.30	2.90
DRY EDIBLE BEANS	CWT.	4/	4/	4/	14.50	18.70	17.40	15.80	21.90
UNITED STATES									
WHEAT, ALL	BU.	3.38	2.65	2.48	2.62	2.78	3.56	3.40	3.38
CORN FOR GRAIN	BU.	2.43	1.94	1.82	1.85	1.97	2.32	2.42	1.95
SORGHUM FOR GRAIN	CWT.	3.95	2.97	2.80	3.37	3.46	4.14	4.26	3.05
OATS	BU.	1.60	1.10	1.12	1.10	1.59	1.81	1.48	1.40
BARLEY	BU.	2.38	1.98	2.13	2.11	2.22	2.72	2.83	2.50
RYE	BU.	3.75	2.49	2.27	2.60	2.93	3.32	2.93	3.10
FLAXSEED	BU.	5.81	5.05	3.79	3.30	4.29	5.77	5.88	7.90
SOYBEANS	BU.	6.47	4.93	4.63	4.54	4.38	5.53	7.34	5.10
HAY, ALL	TON	100.00	84.60	76.90	84.60	96.50	92.40	85.50	89.70
SUNFLOWER, ALL	CWT.	11.60	10.60	7.53	6.89	9.62	12.10	12.10	13.20
PROSO MILLET	BU.	3/	3/	2.12	4.79	2.02	7.22	2.95	2.85
DRY EDIBLE BEANS	CWT.	19.30	19.00	16.40	15.50	22.10	17.10	18.40	24.80

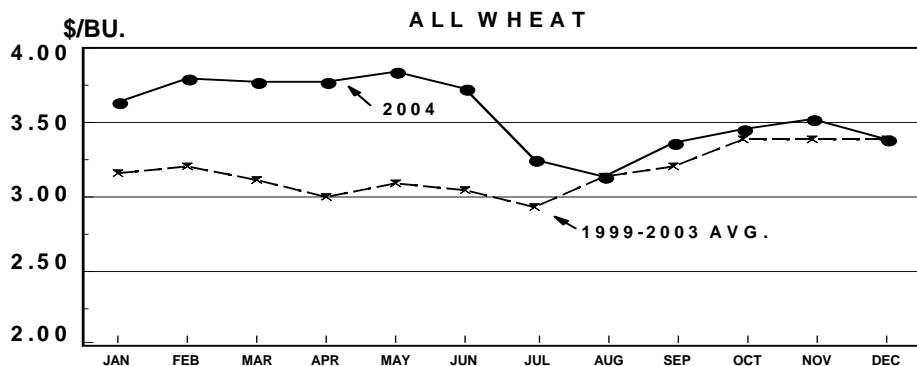
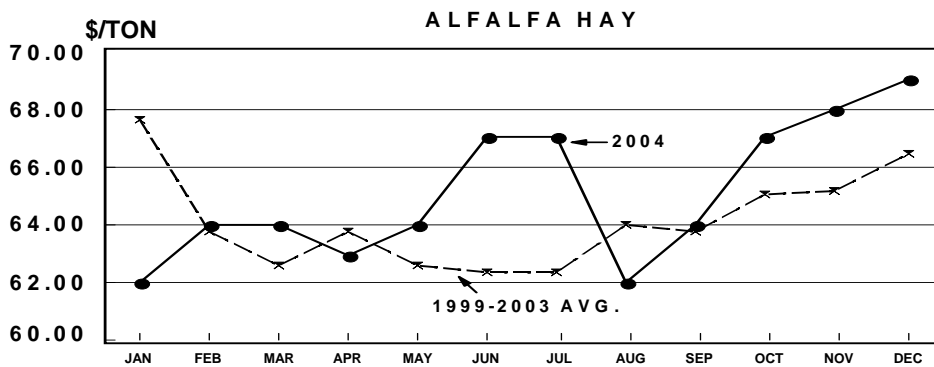
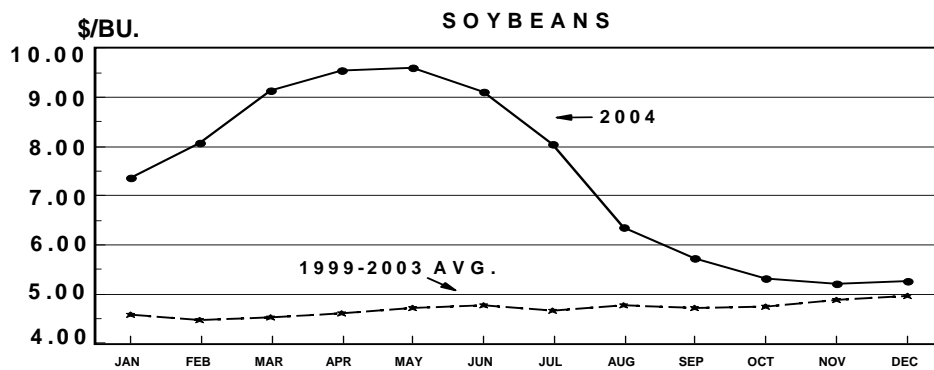
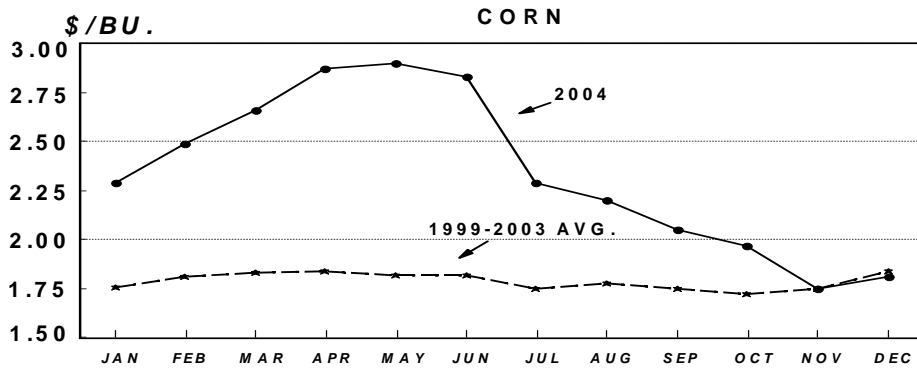
1/ MARKETING YEAR AVERAGE PRICES RECEIVED BY FARMERS ARE BASED ON MONTHLY PRICES WEIGHTED BY MONTHLY MARKETINGS DURING SPECIFIC PERIODS. PRICES DO NOT INCLUDE ALLOWANCE FOR CCC LOANS OUTSTANDING, PURCHASES BY THE GOVERNMENT, OR DEFICIENCY PAYMENTS. 2/ PRELIMINARY. 3/ ESTIMATES BEGAN IN 1999. 4/ ESTIMATES BEGAN IN 2000.

**CROP PRICES RECEIVED, MONTHLY AVERAGE,
SOUTH DAKOTA, 2003-2004**

COMMODITY	YEAR	JAN	FEB	MAR	APR	MAY	JUN	JUL	AUG	SEP	OCT	NOV	DEC
----- DOLLARS PER BUSHEL -----													
ALL WHEAT	2003	3.87	3.82	3.60	3.42	3.47	3.42	3.05	3.24	3.24	3.42	3.44	3.62
	2004	3.65	3.81	3.79	3.79	3.86	3.74	3.25	3.14	3.36	3.45	3.53	3.40
WINTER WHEAT	2003	3.76	3.62	3.49	3.37	3.30	3.14	2.88	3.08	3.22	3.31	3.35	3.51
	2004	3.54	3.64	3.60	3.65	3.67	3.60	3.22	3.10	3.15	3.12	3.23	3.17
OTHER SPRING WHEAT	2003	3.96	3.91	3.71	3.45	3.61	3.50	3.33	3.29	3.25	3.46	3.64	3.76
	2004	3.73	3.86	3.90	3.93	4.01	3.85	3.37	3.17	3.45	3.60	3.70	3.63
CORN	2003	2.15	2.19	2.19	2.22	2.25	2.25	2.01	2.01	2.01	1.95	2.02	2.11
	2004	2.29	2.49	2.66	2.87	2.90	2.83	2.29	2.20	2.05	1.97	1.76	1.81
OATS	2003	2.18	2.25	2.13	2.00	1.98	1.85	1.31	1.25	1.39	1.35	1.27	1.40
	2004	1.50	1.53	1.53	1.57	1.61	1.56	1.29	1.29	1.47	1.44	1.53	1.53
BARLEY	2003	2.50	2.10	3/	3.22	3.28	2.83	2.61	2.54	2.23	1.99	2.37	2.25
	2004	3/	2.26	2.27	1.70	2.40	2.43	2.41	2.01	1.93	1.33	2.09	2.00
FEED BARLEY	2003	2.02	2.10	3/	3/	3/	2.00	1.96	1.88	1.85	1.90	3/	1.77
	2004	1.73	3/	3/	1.70	3/	2.10	3/	1.57	3/	1.33	3/	1.70
MALTING BARLEY	2003	3.00	3/	3/	3/	3/	3/	2.74	2.61	2.41	2.09	2.37	2.26
	2004	3/	2.26	2.28	3/	2.40	2.47	2.41	2.09	1.93	3/	2.09	2.02
FLAXSEED	2003	3/	3/	3/	3/	3/	3/	3/	5.20	5.50	3/	5.86	6.00
	2004	5.34	6.00	3/	6.22	6.81	3/	3/	6.21	7.25	7.92	3/	3/
SOYBEANS	2003	5.33	5.41	5.48	5.66	5.92	5.95	5.63	5.40	5.83	6.47	6.95	7.04
	2004	7.37	8.08	9.14	9.54	9.61	9.12	8.04	6.35	5.73	5.32	5.21	5.28
ALL SUNFLOWER 1/	2003	11.90	12.70	12.30	12.20	11.70	11.40	10.30	9.17	10.20	10.80	10.50	10.90
	2004	11.60	12.10	12.40	13.00	13.30	13.00	12.40	11.60	12.50	11.60	11.80	12.70
ALL HAY 2/	2003	80.00	81.00	81.00	83.00	79.00	72.00	60.00	58.00	55.00	58.00	61.00	61.00
	2004	59.00	62.00	62.00	62.00	63.00	66.00	65.00	59.00	61.00	63.00	63.00	66.00
ALFALFA HAY 2/	2003	84.00	84.00	84.00	84.00	80.00	73.00	62.00	60.00	60.00	62.00	64.00	64.00
	2004	62.00	64.00	64.00	63.00	64.00	67.00	67.00	62.00	64.00	67.00	68.00	69.00
OTHER HAY 2/	2003	60.00	60.00	60.00	59.00	61.00	53.00	51.00	48.00	41.00	45.00	50.00	49.00
	2004	45.00	48.00	48.00	45.00	51.00	50.00	57.00	47.00	50.00	51.00	49.00	51.00

1/ DOLLARS PER CWT. 2/ DOLLARS PER TON, BALED. 3/ NO PRICE PUBLISHED.

CROP PRICES RECEIVED, SOUTH DAKOTA



VALUE OF PRODUCTION PER HARVESTED ACRE,^{1/}
SOUTH DAKOTA, 1995-2004

YEAR	CORN FOR GRAIN	ALL WHEAT	BARLEY	OATS	RYE	SOYBEANS	ALL HAY	ALFALFA HAY
----- DOLLARS PER ACRE -----								
1995	255.17	154.30	106.02	86.48	83.49	188.40	121.02	150.00
1996	231.00	147.08	113.52	111.60	138.17	240.72	147.79	185.90
1997	206.40	97.75	84.74	85.80	100.80	213.85	146.68	187.45
1998	194.81	100.55	87.36	69.01	76.00	179.40	104.04	132.00
1999	174.02	101.68	105.60	71.68	61.60	155.88	101.48	127.40
2000	180.32	106.41	106.70	67.71	61.74	149.45	115.91	137.36
2001	190.75	104.41	104.00	100.20	87.50	132.16	127.52	152.90
2002	206.15	100.53	87.85	89.55	90.45	165.23	97.55	123.00
2003	253.08	146.45	125.61	97.24	108.00	191.40	101.44	120.65
2004	214.50	149.39	126.00	110.70	165.20	168.30	111.86	138.60

1/ VALUE OF PRODUCTION = (MARKETING YEAR AVERAGE PRICE MULTIPLIED BY TOTAL PRODUCTION) DIVIDED BY HARVESTED ACRES.

LIVESTOCK PRICES RECEIVED,
SOUTH DAKOTA, 2003-2004

ITEM	YEAR	JAN	FEB	MAR	APR	MAY	JUN	JUL	AUG	SEP	OCT	NOV	DEC	ANN. AVG. 1/
----- DOLLARS PER HUNDREDWEIGHT -----														
ALL HOGS	2003	32.70	35.40	35.80	35.50	43.30	46.30	44.30	42.80	40.30	38.60	36.30	36.30	38.60
	2004	38.10	44.20	48.00	48.50	58.20	57.20	57.60	55.90	55.40	52.60	56.70	52.90	50.40
BARROWS & GILTS	2003	34.50	36.70	37.20	36.80	44.90	48.80	46.30	44.40	41.60	39.60	37.40	37.40	40.10
	2004	39.80	46.20	49.20	49.40	59.80	59.00	59.40	57.50	57.00	54.00	58.60	54.40	51.90
SOWS	2003	20.60	23.20	23.50	23.80	30.00	30.80	33.20	33.10	31.10	31.00	29.00	27.00	28.00
	2004	26.50	31.10	36.90	40.00	45.10	46.40	47.20	46.00	43.30	42.60	43.90	41.20	39.70
BEEF CATTLE	2003	74.60	73.60	71.70	72.70	73.00	71.70	72.10	77.30	87.20	97.00	92.60	84.80	78.70
	2004	84.40	80.00	85.80	86.10	89.30	89.60	85.50	90.90	97.20	103.00	94.20	86.00	89.30
STEERS & HEIFERS	2003	82.00	77.80	75.20	77.50	78.70	79.20	79.90	83.40	92.70	103.00	102.00	98.10	85.30
	2004	92.60	86.60	89.90	91.20	97.20	100.00	94.60	97.70	103.00	109.00	104.00	99.60	97.50
COWS	2003	38.40	39.40	40.20	40.40	47.00	46.80	48.80	45.30	47.20	48.90	49.60	46.90	44.80
	2004	44.60	47.50	49.00	51.90	53.10	54.80	58.30	55.50	54.70	52.00	49.70	47.10	51.20
CALVES	2003	98.10	95.70	97.10	100.00	101.00	107.00	107.00	115.00	117.00	117.00	115.00	115.00	107.00
	2004	114.00	111.00	118.00	116.00	122.00	134.00	125.00	143.00	134.00	130.00	129.00	127.00	125.00
SHEEP	2003	47.40	46.60	40.90	29.80	32.20	26.30	26.00	27.60	35.40	38.40	47.00	52.10	37.20
	2004	44.90	44.00	34.40	36.80	35.50	29.50	39.50	40.20	41.40	42.10	43.50	49.60	40.90
LAMBS	2003	102.00	104.00	104.00	98.70	105.00	101.00	92.00	98.00	108.00	112.00	119.00	112.00	106.00
	2004	115.00	117.00	115.00	106.00	112.00	114.00	109.00	114.00	115.00	115.00	121.00	120.00	115.00

1/ MONTHLY PRICES WEIGHTED BY ESTIMATED SALES IN EACH MONTH.

LIVESTOCK PRICES RECEIVED, SOUTH DAKOTA

