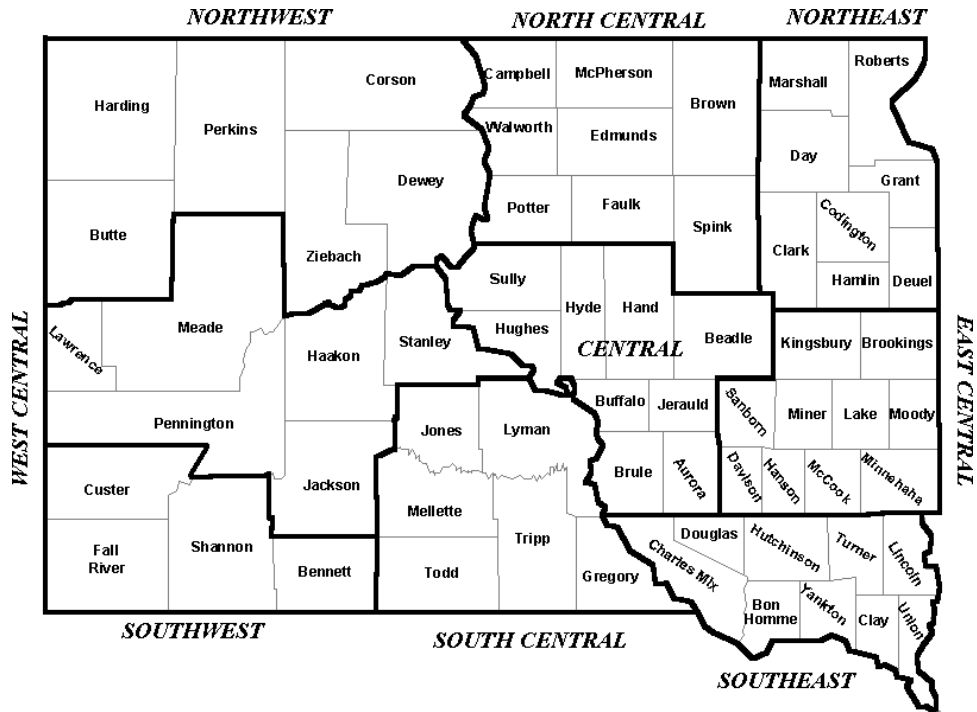


SOUTH DAKOTA COUNTY PROFILES

The following section highlights each county in South Dakota. Crops produced, livestock inventories and agricultural cash receipts are displayed with the appropriate rank among all counties. Data published here is available elsewhere in this bulletin, but is also in this consolidated form for each county. Also included for each county are 2002 agricultural census data

for number of farms, land in farms, harvested cropland, and average size of farm. Below is a table with the data for the entire State with the inclusion of South Dakota's ranking nationwide. On succeeding pages each county is listed alphabetically. If you have any questions on this section, please get in touch with us.



SOUTH DAKOTA DATA and RANK IN UNITED STATES

2000 Census Population			754,844		
Land Area			(acres) 48,573,443		
Census - 2002			Number	Rank	
Number of Farms			31,736	27	
Land in Farms	(acres)		43,785,079	7	
Total Cropland	(acres)		20,318,036	9	
Average Size Farm	(acres)		1,380	8	
Cash Receipts - 2002 ¹			Dollars	Rank	
Crops			1,738,117,000	19	
Livestock			2,292,051,000	17	
Government Payments			281,256,000	15	
Total Receipts			4,030,168,000	21	
Crops - 2003			Production	Rank	
	Planted Acres	Harvested Acres	Yield		
Corn, Grain	4,400,000	3,850,000	111.0	427,350,000	7
Soybeans	4,250,000	4,190,000	27.0	113,130,000	8
Sunflower	505,000	455,000	1,005.0	457,500,000	2
Wheat, All	3,028,000	2,747,000	42.3	116,241,000	6
Wheat, Spring	1,400,000	1,340,000	42.0	56,280,000	4
Wheat, Winter	1,600,000	1,380,000	43.0	59,340,000	9
Oats	420,000	230,000	68.0	15,640,000	3
Hay, All	(tons)	4,300,000	1.68	7,210,000	5
Hay, Alfalfa	(tons)	2,700,000	1.90	5,130,000	3
Livestock - Jan 1, 2004			Number	Rank	
All Cattle			3,650,000	7	
Beef Cows			1,711,000	5	
Milk Cows			79,000	27	

¹ Cash Receipts: The state and county level cash receipts in this section, are from the Bureau of Economic Analysis, United States Department of Commerce.



AURORA

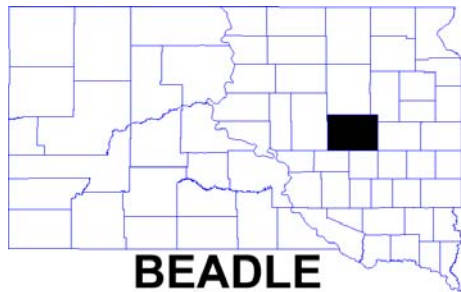
2000 Census Population 3,058
 Land Area (acres) 453,268

Census - 2002	Number	Rank
Number of Farms	401	36
Land in Farms ... (acres)	350,943	48
Total Cropland .. (acres)	226,143	45
Average Size Farm (acres)	875	42

Cash Receipts - 2002		Dollars	Rank
Crops		10,552,000	43
Livestock		44,306,000	19
Government Payments		3,466,000	43
Total Receipts		54,858,000	33

Crops - 2003	Planted Acres	Harvested Acres	Yield	Production	Rank
Corn, Grain ... (bu.)	74,500	64,300	80.2	5,157,000	32
Soybeans (bu.)	51,000	50,700	25.4	1,288,000	32
Sunflower (lbs)	2,700	2,500	2,085.0	5,213,000	24
Wheat, All (bu.)	20,900	19,100	55.8	1,065,000	34
Wheat, Spring . (bu.)	2,800	2,700	53.0	143,000	41
Wheat, Winter . (bu.)	18,100	16,400	56.2	922,000	19
Oats	6,500	3,600	70.3	253,000	24
Hay, All		48,000	2.03	97,600	30
Hay, Alfalfa ... (tons)		27,000	2.23	60,300	36

Livestock - Jan 1, 2004		Number	Rank
All Cattle		55,000	32
Beef Cows		21,000	37
Milk Cows		400	35



BEADLE

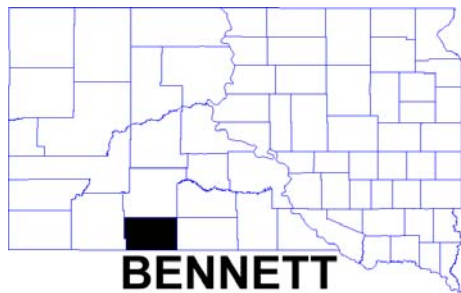
2000 Census Population 17,023
 Land Area (acres) 806,028

Census - 2002	Number	Rank
Number of Farms	728	9
Land in Farms ... (acres)	809,535	20
Total Cropland .. (acres)	586,921	3
Average Size Farm (acres)	1,112	35

Cash Receipts - 2002		Dollars	Rank
Crops		25,366,000	27
Livestock		71,486,000	2
Government Payments		7,030,000	4
Total Receipts		96,852,000	13

Crops - 2003	Planted Acres	Harvested Acres	Yield	Production	Rank
Corn, Grain ... (bu.)	174,000	128,000	63.4	8,111,000	23
Soybeans (bu.)	156,000	153,200	16.8	2,574,000	21
Sunflower (lbs)	8,000	8,000	1,209.0	9,670,000	14
Wheat, All (bu.)	56,600	54,600	42.0	2,293,000	18
Wheat, Spring . (bu.)	32,200	31,800	40.8	1,297,000	17
Wheat, Winter . (bu.)	24,400	22,800	43.7	996,000	18
Oats	4,400	2,300	34.3	79,000	52
Hay, All		108,000	1.58	170,500	9
Hay, Alfalfa ... (tons)		75,000	1.81	135,900	10

Livestock - Jan 1, 2004		Number	Rank
All Cattle		115,000	3
Beef Cows		56,000	3
Milk Cows		2,100	10



BENNETT

2000 Census Population 3,574
 Land Area (acres) 758,654

Census - 2002	Number	Rank
Number of Farms	231	57
Land in Farms ... (acres)	727,294	22
Total Cropland .. (acres)	233,308	43
Average Size Farm (acres)	3,148	15

Cash Receipts - 2002		Dollars	Rank
Crops		6,483,000	51
Livestock		17,092,000	57
Government Payments		2,612,000	58
Total Receipts		23,575,000	57

Crops - 2003	Planted Acres	Harvested Acres	Yield	Production	Rank
Corn, Grain ... (bu.)	12,500	3,800	140.5	534,000	49
Soybeans (bu.)					
Sunflower (lbs)	16,000	13,900	530.0	7,367,000	18
Wheat, All (bu.)	59,300	49,600	37.4	1,853,000	28
Wheat, Spring . (bu.)	11,000	9,600	27.2	261,000	35
Wheat, Winter . (bu.)	48,300	40,000	39.8	1,592,000	13
Oats	2,800	1,500	40.7	61,000	57
Hay, All		88,000	1.07	93,900	35
Hay, Alfalfa ... (tons)		44,000	1.08	47,400	46

Livestock - Jan 1, 2004		Number	Rank
All Cattle		43,000	43
Beef Cows		29,000	22
Milk Cows			

114 County Profiles



BON HOMME

2000 Census Population 7,260
 Land Area (acres) 360,606

Census - 2002	Number	Rank
Number of Farms	665	17
Land in Farms ... (acres)	344,718	52
Total Cropland .. (acres)	272,131	34
Average Size Farm (acres)	518	60

Cash Receipts - 2002		Dollars	Rank
Crops		19,775,000	31
Livestock		49,973,000	15
Government Payments		3,738,000	36
Total Receipts		69,748,000	24

Crops - 2003	Planted Acres	Harvested Acres	Yield	Production	Rank
Corn, Grain ... (bu.)	92,000	80,800	100.0	8,080,000	24
Soybeans ... (bu.)	95,000	94,800	25.3	2,397,000	22
Sunflower ... (lbs)					
Wheat, All ... (bu.)	9,700	8,600	42.8	368,000	52
Wheat, Spring . (bu.)	1,100	1,100	39.1	43,000	55
Wheat, Winter . (bu.)	8,600	7,500	43.3	325,000	38
Oats ... (bu.)	4,500	3,300	74.2	245,000	27
Hay, All ... (tons)		45,000	2.48	111,400	22
Hay, Alfalfa ... (tons)		33,000	2.73	90,000	22

Livestock - Jan 1, 2004		Number	Rank
All Cattle		61,000	23
Beef Cows		14,000	53
Milk Cows		1,400	18



BROOKINGS

2000 Census Population 28,220
 Land Area (acres) 508,490

Census - 2002	Number	Rank
Number of Farms	962	3
Land in Farms ... (acres)	418,115	42
Total Cropland .. (acres)	329,099	25
Average Size Farm (acres)	435	64

Cash Receipts - 2002		Dollars	Rank
Crops		53,950,000	8
Livestock		63,034,000	5
Government Payments		6,339,000	8
Total Receipts		116,984,000	5

Crops - 2003	Planted Acres	Harvested Acres	Yield	Production	Rank
Corn, Grain ... (bu.)	122,500	112,400	132.7	14,917,000	9
Soybeans ... (bu.)	120,000	119,800	29.1	3,484,000	10
Sunflower ... (lbs)					
Wheat, All ... (bu.)	14,600	14,300	58.1	831,000	38
Wheat, Spring . (bu.)	10,900	10,800	59.0	637,000	23
Wheat, Winter . (bu.)	3,700	3,500	55.4	194,000	46
Oats ... (bu.)	7,500	6,800	89.7	610,000	5
Hay, All ... (tons)		38,000	2.54	96,700	32
Hay, Alfalfa ... (tons)		25,000	2.85	71,300	30

Livestock - Jan 1, 2004		Number	Rank
All Cattle		60,000	25
Beef Cows		17,000	45
Milk Cows		6,000	2



BROWN

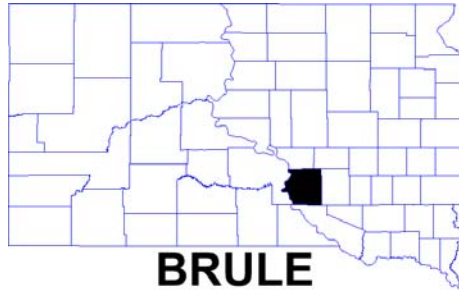
2000 Census Population 35,460
 Land Area (acres) 1,096,208

Census - 2002	Number	Rank
Number of Farms	1,155	2
Land in Farms ... (acres)	1,155,342	12
Total Cropland .. (acres)	897,181	1
Average Size Farm (acres)	1,000	37

Cash Receipts - 2002		Dollars	Rank
Crops		125,510,000	1
Livestock		63,245,000	4
Government Payments		12,445,000	1
Total Receipts		188,755,000	1

Crops - 2003	Planted Acres	Harvested Acres	Yield	Production	Rank
Corn, Grain ... (bu.)	234,000	227,200	130.2	29,581,000	1
Soybeans ... (bu.)	302,000	301,500	31.1	9,370,000	1
Sunflower ... (lbs)	4,800	4,500	1,202.0	5,407,000	23
Wheat, All ... (bu.)	79,600	77,800	55.1	4,285,000	6
Wheat, Spring . (bu.)	75,800	74,300	54.6	4,057,000	2
Wheat, Winter . (bu.)	3,700	3,400	66.2	225,000	45
Oats ... (bu.)	3,500	3,100	75.8	235,000	28
Hay, All ... (tons)		84,000	2.42	203,300	6
Hay, Alfalfa ... (tons)		58,000	2.77	160,800	6

Livestock - Jan 1, 2004		Number	Rank
All Cattle		85,000	6
Beef Cows		33,000	17
Milk Cows		2,500	8



BRULE

2000 Census Population 5,364
 Land Area (acres) 524,190

Census - 2002	Number	Rank
Number of Farms	365	41
Land in Farms ... (acres)	446,987	39
Total Cropland .. (acres)	264,509	35
Average Size Farm (acres)	1,225	34

Cash Receipts - 2002		Dollars	Rank
Crops		9,713,000	44
Livestock		36,336,000	28
Government Payments		3,554,000	41
Total Receipts		46,049,000	37

Crops - 2003	Planted Acres	Harvested Acres	Yield	Production	Rank
Corn, Grain ... (bu.)	70,500	50,800	54.8	2,783,000	38
Soybeans ... (bu.)	38,000	37,600	18.6	700,000	36
Sunflower ... (lbs)	4,200	4,000	1,580.0	6,320,000	21
Wheat, All ... (bu.)	40,600	37,400	54.3	2,029,000	24
Wheat, Spring . (bu.)	4,300	4,200	44.8	188,000	39
Wheat, Winter . (bu.)	36,300	33,200	55.5	1,841,000	10
Oats ... (bu.)	11,500	5,100	68.2	348,000	14
Hay, All ... (tons)		56,000	1.61	89,900	37
Hay, Alfalfa ... (tons)		33,000	1.83	60,400	35

Livestock - Jan 1, 2004		Number	Rank
All Cattle		70,000	16
Beef Cows		30,000	20
Milk Cows		500	31



BUFFALO

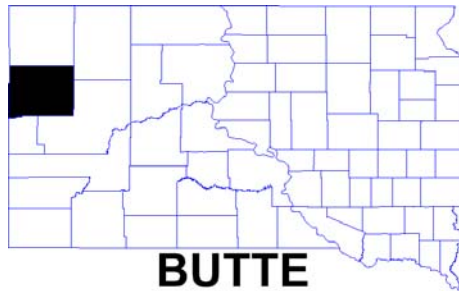
2000 Census Population 2,032
 Land Area (acres) 301,207

Census - 2002	Number	Rank
Number of Farms	73	66
Land in Farms ... (acres)	284,907	60
Total Cropland .. (acres)	77,025	65
Average Size Farm (acres)	3,903	8

Cash Receipts - 2002		Dollars	Rank
Crops		2,531,000	60
Livestock		17,820,000	54
Government Payments		934,000	65
Total Receipts		20,351,000	62

Crops - 2003	Planted Acres	Harvested Acres	Yield	Production	Rank
Corn, Grain ... (bu.)	12,500	9,100	85.3	776,000	47
Soybeans ... (bu.)	8,000	7,100	23.2	165,000	45
Sunflower ... (lbs)	3,600	2,900	989.0	2,869,000	28
Wheat, All ... (bu.)	17,500	15,200	28.2	429,000	50
Wheat, Spring . (bu.)	3,600	3,300	27.0	89,000	46
Wheat, Winter . (bu.)	13,900	11,900	28.6	340,000	37
Oats ... (bu.)	1,500	300	20.0	6,000	64
Hay, All ... (tons)		16,000	0.99	15,800	66
Hay, Alfalfa ... (tons)		7,000	0.80	5,600	66

Livestock - Jan 1, 2004		Number	Rank
All Cattle		30,000	59
Beef Cows		12,000	57
Milk Cows			



BUTTE

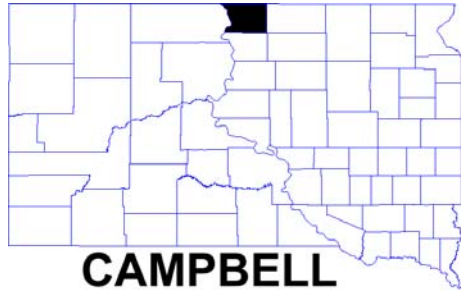
2000 Census Population 9,094
 Land Area (acres) 1,439,092

Census - 2002	Number	Rank
Number of Farms	639	18
Land in Farms ... (acres)	1,262,390	7
Total Cropland .. (acres)	225,856	46
Average Size Farm (acres)	1,976	21

Cash Receipts - 2002		Dollars	Rank
Crops		4,537,000	56
Livestock		40,281,000	26
Government Payments		4,146,000	31
Total Receipts		44,818,000	39

Crops - 2003	Planted Acres	Harvested Acres	Yield	Production	Rank
Corn, Grain ... (bu.)	6,000	3,700	128.1	474,000	50
Soybeans ... (bu.)					
Sunflower ... (lbs)					
Wheat, All ... (bu.)	14,900	12,600	25.2	318,000	54
Wheat, Spring . (bu.)	3,900	3,500	17.1	60,000	51
Wheat, Winter . (bu.)	11,000	9,100	28.4	258,000	41
Oats ... (bu.)	8,500	2,700	27.8	75,000	53
Hay, All ... (tons)		79,000	2.16	170,500	9
Hay, Alfalfa ... (tons)		70,000	2.25	157,700	7

Livestock - Jan 1, 2004		Number	Rank
All Cattle		46,000	40
Beef Cows		31,000	19
Milk Cows		2,100	10



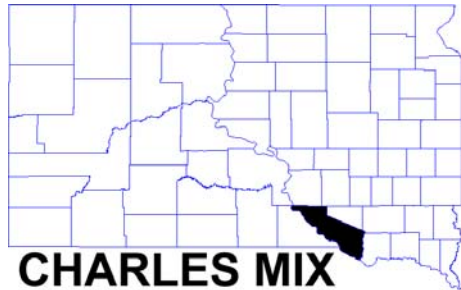
CAMPBELL
 2000 Census Population 1,782
 Land Area (acres) 470,941

Census - 2002	Number	Rank
Number of Farms	293	48
Land in Farms ... (acres)	391,221	43
Total Cropland .. (acres)	211,964	53
Average Size Farm (acres)	1,335	31

Cash Receipts - 2002		Dollars	Rank
Crops		11,383,000	40
Livestock		23,739,000	47
Government Payments		3,700,000	37
Total Receipts		35,122,000	48

Crops - 2003	Planted Acres	Harvested Acres	Yield	Production	Rank
Corn, Grain ... (bu.)	46,500	36,100	41.2	1,489,000	44
Soybeans ... (bu.)	30,000	28,500	13.3	380,000	40
Sunflower ... (lbs)	14,800	13,800	777.0	10,728,000	13
Wheat, All ... (bu.)	41,800	40,700	33.2	1,352,000	30
Wheat, Spring . (bu.)	39,300	38,300	32.3	1,237,000	18
Wheat, Winter . (bu.)	2,000	1,900	53.7	102,000	51
Oats ... (bu.)	12,000	4,600	55.7	256,000	23
Hay, All ... (tons)		56,000	1.42	79,500	41
Hay, Alfalfa ... (tons)		36,000	1.42	51,100	42

Livestock - Jan 1, 2004		Number	Rank
All Cattle		35,000	50
Beef Cows		19,000	41
Milk Cows			



CHARLES MIX
 2000 Census Population 9,350
 Land Area (acres) 702,900

Census - 2002	Number	Rank
Number of Farms	755	8
Land in Farms ... (acres)	736,177	21
Total Cropland .. (acres)	515,919	5
Average Size Farm (acres)	975	39

Cash Receipts - 2002		Dollars	Rank
Crops		33,328,000	25
Livestock		73,463,000	1
Government Payments		6,501,000	7
Total Receipts		106,791,000	9

Crops - 2003	Planted Acres	Harvested Acres	Yield	Production	Rank
Corn, Grain ... (bu.)	135,000	121,300	79.3	9,625,000	17
Soybeans ... (bu.)	118,000	117,400	19.4	2,279,000	24
Sunflower ... (lbs)	3,300	3,300	1,690.0	5,577,000	22
Wheat, All ... (bu.)	59,900	55,600	54.6	3,037,000	14
Wheat, Spring . (bu.)	8,500	8,300	52.0	432,000	28
Wheat, Winter . (bu.)	51,400	47,300	55.1	2,605,000	7
Oats ... (bu.)	12,500	7,600	77.1	586,000	7
Hay, All ... (tons)		131,000	2.47	323,700	2
Hay, Alfalfa ... (tons)		71,000	2.80	198,900	2

Livestock - Jan 1, 2004		Number	Rank
All Cattle		101,000	4
Beef Cows		41,000	10
Milk Cows		1,100	21



CLARK
 2000 Census Population 4,143
 Land Area (acres) 613,127

Census - 2002	Number	Rank
Number of Farms	588	20
Land in Farms ... (acres)	525,585	32
Total Cropland .. (acres)	365,169	18
Average Size Farm (acres)	894	41

Cash Receipts - 2002		Dollars	Rank
Crops		40,722,000	19
Livestock		52,317,000	13
Government Payments		5,671,000	17
Total Receipts		93,039,000	15

Crops - 2003	Planted Acres	Harvested Acres	Yield	Production	Rank
Corn, Grain ... (bu.)	93,000	81,700	110.5	9,031,000	20
Soybeans ... (bu.)	120,000	119,200	24.3	2,898,000	17
Sunflower ... (lbs)	3,000	3,000	1,430.0	4,290,000	27
Wheat, All ... (bu.)	43,500	42,000	51.5	2,165,000	20
Wheat, Spring . (bu.)	37,000	36,200	51.2	1,853,000	11
Wheat, Winter . (bu.)	6,500	5,800	53.8	312,000	40
Oats ... (bu.)	5,500	3,700	74.6	276,000	22
Hay, All ... (tons)		60,000	1.84	110,200	24
Hay, Alfalfa ... (tons)		39,000	2.00	78,000	27

Livestock - Jan 1, 2004		Number	Rank
All Cattle		62,000	22
Beef Cows		23,000	33
Milk Cows			



CLAY

2000 Census Population 13,537
 Land Area (acres) 263,450

Census - 2002	Number	Rank
Number of Farms	536	26
Land in Farms ... (acres)	372,786	46
Total Cropland .. (acres)	341,535	20
Average Size Farm (acres)	695	47

Cash Receipts - 2002		Dollars	Rank
Crops		49,302,000	10
Livestock		11,224,000	63
Government Payments		3,161,000	49
Total Receipts		60,526,000	31

Crops - 2003	Planted Acres	Harvested Acres	Yield	Production	Rank
Corn, Grain ... (bu.)	88,500	87,300	146.6	12,796,000	13
Soybeans ... (bu.)	100,000	99,500	30.6	3,040,000	14
Sunflower ... (lbs)					
Wheat, All ... (bu.)	600	600	56.7	34,000	62
Wheat, Spring . (bu.)					
Wheat, Winter . (bu.)	500	500	62.0	31,000	61
Oats ... (bu.)	2,500	1,700	80.0	136,000	46
Hay, All ... (tons)		20,000	3.69	73,700	45
Hay, Alfalfa ... (tons)		18,000	3.89	70,000	31

Livestock - Jan 1, 2004		Number	Rank
All Cattle		10,000	66
Beef Cows		5,000	66
Milk Cows			



CODINGTON

2000 Census Population 25,897
 Land Area (acres) 440,165

Census - 2002	Number	Rank
Number of Farms	694	13
Land in Farms ... (acres)	386,607	44
Total Cropland .. (acres)	289,897	29
Average Size Farm (acres)	557	58

Cash Receipts - 2002		Dollars	Rank
Crops		35,195,000	23
Livestock		45,667,000	17
Government Payments		4,625,000	23
Total Receipts		80,862,000	19

Crops - 2003	Planted Acres	Harvested Acres	Yield	Production	Rank
Corn, Grain ... (bu.)	73,500	57,100	124.4	7,106,000	27
Soybeans ... (bu.)	96,000	95,500	28.2	2,693,000	20
Sunflower ... (lbs)	1,100	1,100	1,186.0	1,305,000	34
Wheat, All ... (bu.)	39,100	38,300	54.5	2,088,000	23
Wheat, Spring . (bu.)	31,800	31,700	52.4	1,660,000	15
Wheat, Winter . (bu.)	7,200	6,500	65.4	425,000	34
Oats ... (bu.)	8,800	7,000	89.4	626,000	3
Hay, All ... (tons)		58,000	2.83	164,000	12
Hay, Alfalfa ... (tons)		43,000	3.27	140,500	9

Livestock - Jan 1, 2004		Number	Rank
All Cattle		56,000	31
Beef Cows		14,000	53
Milk Cows		4,200	6



CORSON

2000 Census Population 4,181
 Land Area (acres) 1,582,757

Census - 2002	Number	Rank
Number of Farms	344	43
Land in Farms ... (acres)	1,389,146	4
Total Cropland .. (acres)	369,394	17
Average Size Farm (acres)	4,038	6

Cash Receipts - 2002		Dollars	Rank
Crops		5,276,000	53
Livestock		25,607,000	41
Government Payments		4,455,000	25
Total Receipts		30,883,000	52

Crops - 2003	Planted Acres	Harvested Acres	Yield	Production	Rank
Corn, Grain ... (bu.)	16,500	4,200	27.6	116,000	56
Soybeans ... (bu.)	2,500	2,200	11.9	26,200	48
Sunflower ... (lbs)	21,400	15,500	560.0	8,680,000	15
Wheat, All ... (bu.)	93,800	89,800	22.3	2,000,000	26
Wheat, Spring . (bu.)	87,700	84,200	21.7	1,824,000	12
Wheat, Winter . (bu.)	3,400	3,000	32.7	98,000	53
Oats ... (bu.)	21,000	8,400	46.4	390,000	13
Hay, All ... (tons)		174,000	0.95	165,600	11
Hay, Alfalfa ... (tons)		104,000	0.91	94,200	19

Livestock - Jan 1, 2004		Number	Rank
All Cattle		73,000	15
Beef Cows		45,000	6
Milk Cows		200	40

118 County Profiles



CUSTER

2000 Census Population 7,275
 Land Area (acres) 996,969

Census - 2002	Number	Rank
Number of Farms	303	46
Land in Farms ... (acres)	589,129	26
Total Cropland .. (acres)	94,814	64
Average Size Farm (acres)	1,944	22

Cash Receipts - 2002		Dollars	Rank
Crops	870,000	66	
Livestock	11,007,000	64	
Government Payments	1,005,000	64	
Total Receipts	11,877,000	64	

Crops - 2003	Planted Acres	Harvested Acres	Yield	Production	Rank
Corn, Grain ... (bu.)	500	200	105.0	21,000	61
Soybeans ... (bu.)					
Sunflower ... (lbs)					
Wheat, All ... (bu.)	4,600	3,700	42.7	158,000	57
Wheat, Spring . (bu.)					
Wheat, Winter . (bu.)	4,000	3,200	44.7	143,000	49
Oats ... (bu.)	900				
Hay, All ... (tons)		24,000	1.35	32,400	64
Hay, Alfalfa ... (tons)		15,000	1.50	22,500	60

Livestock - Jan 1, 2004		Number	Rank
All Cattle	26,000	64	
Beef Cows	24,000	31	
Milk Cows			



DAVISON

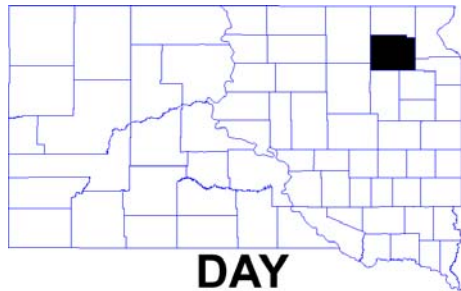
2000 Census Population 18,741
 Land Area (acres) 278,690

Census - 2002	Number	Rank
Number of Farms	481	30
Land in Farms ... (acres)	278,672	62
Total Cropland .. (acres)	223,040	49
Average Size Farm (acres)	579	56

Cash Receipts - 2002		Dollars	Rank
Crops	14,818,000	36	
Livestock	19,659,000	50	
Government Payments	2,619,000	57	
Total Receipts	34,477,000	49	

Crops - 2003	Planted Acres	Harvested Acres	Yield	Production	Rank
Corn, Grain ... (bu.)	70,500	68,700	130.1	8,940,000	21
Soybeans ... (bu.)	66,000	65,800	32.2	2,121,000	27
Sunflower ... (lbs)					
Wheat, All ... (bu.)	12,800	12,000	48.5	582,000	48
Wheat, Spring . (bu.)	1,100	1,100	50.0	55,000	54
Wheat, Winter . (bu.)	11,700	10,900	48.3	527,000	29
Oats ... (bu.)	3,500	3,000	76.0	228,000	30
Hay, All ... (tons)		37,000	2.93	108,300	25
Hay, Alfalfa ... (tons)		29,000	3.24	93,900	20

Livestock - Jan 1, 2004		Number	Rank
All Cattle	38,000	45	
Beef Cows	16,000	47	
Milk Cows	700	26	



DAY

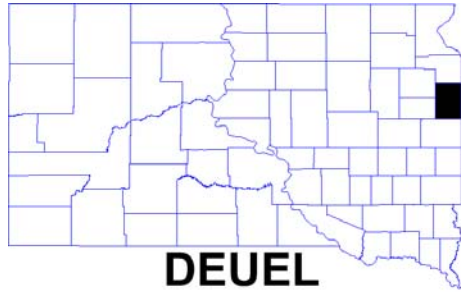
2000 Census Population 6,267
 Land Area (acres) 658,329

Census - 2002	Number	Rank
Number of Farms	704	11
Land in Farms ... (acres)	530,990	31
Total Cropland .. (acres)	375,052	16
Average Size Farm (acres)	754	46

Cash Receipts - 2002		Dollars	Rank
Crops	49,054,000	12	
Livestock	24,080,000	44	
Government Payments	6,962,000	5	
Total Receipts	73,134,000	22	

Crops - 2003	Planted Acres	Harvested Acres	Yield	Production	Rank
Corn, Grain ... (bu.)	65,500	59,500	114.1	6,791,000	29
Soybeans ... (bu.)	125,000	124,400	24.1	2,998,000	15
Sunflower ... (lbs)					
Wheat, All ... (bu.)	70,200	69,200	54.0	3,734,000	10
Wheat, Spring . (bu.)	68,600	68,300	53.8	3,673,000	3
Wheat, Winter . (bu.)	1,600	900	67.8	61,000	55
Oats ... (bu.)	4,500	3,800	65.3	248,000	26
Hay, All ... (tons)		51,000	2.02	102,800	28
Hay, Alfalfa ... (tons)		32,000	2.36	75,400	29

Livestock - Jan 1, 2004		Number	Rank
All Cattle	45,000	42	
Beef Cows	21,000	37	
Milk Cows	2,800	7	



2000 Census Population 4,498
 Land Area (acres) 399,094

Census - 2002	Number	Rank
Number of Farms	583	22
Land in Farms ... (acres)	327,617	55
Total Cropland .. (acres)	220,147	51
Average Size Farm (acres)	562	57

Cash Receipts - 2002		Dollars	Rank
Crops		27,915,000	26
Livestock		36,257,000	29
Government Payments		6,022,000	12
Total Receipts		64,172,000	29

Crops - 2003	Planted Acres	Harvested Acres	Yield	Production	Rank
Corn, Grain ... (bu.)	77,000	67,500	113.9	7,687,000	25
Soybeans (bu.)	75,000	74,500	26.4	1,964,000	29
Sunflower (lbs)					
Wheat, All ... (bu.)	16,400	15,800	61.4	970,000	37
Wheat, Spring . (bu.)	12,400	12,400	59.6	739,000	20
Wheat, Winter . (bu.)	4,000	3,400	67.9	231,000	44
Oats (bu.)	8,000	7,400	88.2	653,000	2
Hay, All (tons)		47,000	2.28	107,000	26
Hay, Alfalfa ... (tons)		34,000	2.62	89,000	23

Livestock - Jan 1, 2004		Number	Rank
All Cattle		52,000	35
Beef Cows		17,000	45
Milk Cows		5,000	4



2000 Census Population 5,972
 Land Area (acres) 1,473,800

Census - 2002	Number	Rank
Number of Farms	358	42
Land in Farms ... (acres)	1,368,092	5
Total Cropland .. (acres)	255,844	38
Average Size Farm (acres)	3,821	10

Cash Receipts - 2002		Dollars	Rank
Crops		2,355,000	62
Livestock		23,951,000	46
Government Payments		3,981,000	34
Total Receipts		26,306,000	54

Crops - 2003	Planted Acres	Harvested Acres	Yield	Production	Rank
Corn, Grain ... (bu.)	12,000	4,900	50.2	246,000	52
Soybeans (bu.)					
Sunflower (lbs)	7,900	4,800	993.0	4,764,000	26
Wheat, All ... (bu.)	45,600	29,800	26.7	797,000	41
Wheat, Spring . (bu.)	25,300	15,100	20.4	308,000	31
Wheat, Winter . (bu.)	20,000	14,400	33.5	483,000	31
Oats (bu.)	15,500	4,300	30.7	132,000	47
Hay, All (tons)		101,000	0.90	90,900	36
Hay, Alfalfa ... (tons)		39,000	0.89	34,700	55

Livestock - Jan 1, 2004		Number	Rank
All Cattle		53,000	34
Beef Cows		43,000	8
Milk Cows		400	35



2000 Census Population 3,458
 Land Area (acres) 277,515

Census - 2002	Number	Rank
Number of Farms	394	37
Land in Farms ... (acres)	236,841	65
Total Cropland .. (acres)	182,533	60
Average Size Farm (acres)	601	54

Cash Receipts - 2002		Dollars	Rank
Crops		15,044,000	35
Livestock		40,967,000	25
Government Payments		2,971,000	51
Total Receipts		56,011,000	32

Crops - 2003	Planted Acres	Harvested Acres	Yield	Production	Rank
Corn, Grain ... (bu.)	72,000	66,200	104.6	6,925,000	28
Soybeans (bu.)	67,000	66,800	28.5	1,907,000	30
Sunflower (lbs)	600	600	1,000.0	600,000	37
Wheat, All ... (bu.)	15,100	14,100	47.4	668,000	43
Wheat, Spring . (bu.)	1,800	1,800	46.1	83,000	48
Wheat, Winter . (bu.)	13,300	12,300	47.6	585,000	27
Oats (bu.)	4,500	3,600	81.7	294,000	19
Hay, All (tons)		35,000	2.74	96,000	33
Hay, Alfalfa ... (tons)		24,000	3.23	77,400	28

Livestock - Jan 1, 2004		Number	Rank
All Cattle		38,000	45
Beef Cows		13,000	55
Milk Cows		1,600	17

120 County Profiles



2000 Census Population 4,367
 Land Area (acres) 733,217

Census - 2002	Number	Rank
Number of Farms	386	39
Land in Farms ... (acres)	585,229	27
Total Cropland .. (acres)	379,841	15
Average Size Farm (acres)	1,516	27

Cash Receipts - 2002		Dollars	Rank
Crops		39,519,000	21
Livestock		42,602,000	21
Government Payments		4,452,000	26
Total Receipts		82,121,000	17

Crops - 2003	Planted Acres	Harvested Acres	Yield	Production	Rank
Corn, Grain ... (bu.)	121,500	99,600	94.5	9,410,000	18
Soybeans (bu.)	130,000	129,000	26.7	3,441,000	11
Sunflower (lbs)	16,200	15,900	1,520.0	24,168,000	4
Wheat, All (bu.)	70,500	69,300	57.5	3,984,000	7
Wheat, Spring . (bu.)	62,100	62,000	56.6	3,507,000	4
Wheat, Winter . (bu.)	7,500	6,500	69.2	450,000	33
Oats	10,500	6,500	62.9	409,000	11
Hay, All		61,000	2.09	127,300	21
Hay, Alfalfa ... (tons)		37,000	2.24	82,700	25

Livestock - Jan 1, 2004		Number	Rank
All Cattle		74,000	13
Beef Cows		26,000	28
Milk Cows		2,100	10



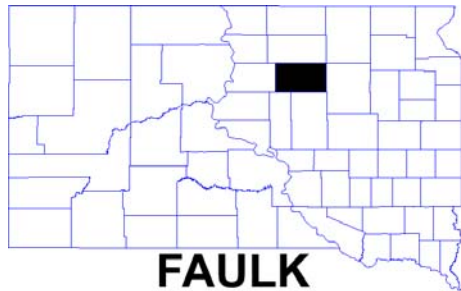
2000 Census Population 7,453
 Land Area (acres) 1,113,551

Census - 2002	Number	Rank
Number of Farms	278	49
Land in Farms ... (acres)	982,282	14
Total Cropland .. (acres)	144,161	62
Average Size Farm (acres)	3,533	12

Cash Receipts - 2002		Dollars	Rank
Crops		2,418,000	61
Livestock		63,674,000	3
Government Payments		1,813,000	61
Total Receipts		66,092,000	26

Crops - 2003	Planted Acres	Harvested Acres	Yield	Production	Rank
Corn, Grain ... (bu.)	2,500	1,600	83.8	134,000	54
Soybeans (bu.)					
Sunflower (lbs)					
Wheat, All (bu.)	9,900	9,000	42.6	383,000	51
Wheat, Spring . (bu.)					
Wheat, Winter . (bu.)	9,500	8,700	43.2	376,000	35
Oats	2,400	700	32.9	23,000	61
Hay, All		53,000	1.10	58,100	52
Hay, Alfalfa ... (tons)		44,000	1.08	47,300	47

Livestock - Jan 1, 2004		Number	Rank
All Cattle		68,000	17
Beef Cows		47,000	5
Milk Cows			



2000 Census Population 2,640
 Land Area (acres) 640,148

Census - 2002	Number	Rank
Number of Farms	265	52
Land in Farms ... (acres)	534,795	30
Total Cropland .. (acres)	338,388	22
Average Size Farm (acres)	2,018	20

Cash Receipts - 2002		Dollars	Rank
Crops		44,800,000	15
Livestock		28,928,000	40
Government Payments		3,258,000	48
Total Receipts		73,728,000	21

Crops - 2003	Planted Acres	Harvested Acres	Yield	Production	Rank
Corn, Grain ... (bu.)	62,500	53,700	85.7	4,604,000	33
Soybeans (bu.)	114,000	112,000	20.2	2,259,000	25
Sunflower (lbs)	5,900	5,500	1,183.0	6,506,000	20
Wheat, All (bu.)	64,600	63,600	58.9	3,747,000	9
Wheat, Spring . (bu.)	54,700	54,500	57.6	3,141,000	7
Wheat, Winter . (bu.)	9,900	9,100	66.6	606,000	25
Oats	5,500	3,900	71.8	280,000	21
Hay, All		68,000	2.07	140,900	16
Hay, Alfalfa ... (tons)		44,000	2.40	105,600	17

Livestock - Jan 1, 2004		Number	Rank
All Cattle		57,000	30
Beef Cows		24,000	31
Milk Cows		500	31



GRANT

2000 Census Population 7,847
 Land Area (acres) 436,818

Census - 2002	Number	Rank
Number of Farms	548	24
Land in Farms ... (acres)	350,299	49
Total Cropland .. (acres)	273,178	33
Average Size Farm (acres)	639	51

Cash Receipts - 2002		Dollars	Rank
Crops		43,305,000	16
Livestock		54,795,000	10
Government Payments		4,559,000	24
Total Receipts		98,100,000	12

Crops - 2003	Planted Acres	Harvested Acres	Yield	Production	Rank
Corn, Grain ... (bu.)	82,000	69,800	95.9	6,694,000	30
Soybeans (bu.)	96,000	95,500	23.1	2,204,000	26
Sunflower (lbs)					
Wheat, All (bu.)	36,300	35,900	56.1	2,014,000	25
Wheat, Spring . (bu.)	33,800	33,600	56.2	1,888,000	10
Wheat, Winter . (bu.)	2,500	2,300	54.8	126,000	50
Oats	2,600	2,200	80.9	178,000	37
Hay, All (tons)		41,000	1.93	79,100	42
Hay, Alfalfa ... (tons)		29,000	2.18	63,200	34

Livestock - Jan 1, 2004		Number	Rank
All Cattle		50,000	37
Beef Cows		10,000	61
Milk Cows		7,800	1



GREGORY

2000 Census Population 4,792
 Land Area (acres) 650,224

Census - 2002	Number	Rank
Number of Farms	587	21
Land in Farms ... (acres)	650,897	24
Total Cropland .. (acres)	329,968	24
Average Size Farm (acres)	1,109	36

Cash Receipts - 2002		Dollars	Rank
Crops		9,362,000	45
Livestock		31,009,000	33
Government Payments		3,599,000	40
Total Receipts		40,371,000	43

Crops - 2003	Planted Acres	Harvested Acres	Yield	Production	Rank
Corn, Grain ... (bu.)	51,000	43,300	61.2	2,651,000	40
Soybeans (bu.)	19,500	19,300	20.1	387,000	39
Sunflower (lbs)	7,500	7,500	1,513.0	11,345,000	12
Wheat, All (bu.)	20,400	18,900	44.0	831,000	38
Wheat, Spring . (bu.)	3,700	3,600	42.5	153,000	40
Wheat, Winter . (bu.)	16,700	15,300	44.3	678,000	23
Oats	7,500	6,300	78.7	496,000	8
Hay, All (tons)		141,000	1.70	239,200	4
Hay, Alfalfa ... (tons)		104,000	1.80	186,700	3

Livestock - Jan 1, 2004		Number	Rank
All Cattle		76,000	12
Beef Cows		38,000	15
Milk Cows		2,500	8



HAAKON

2000 Census Population 2,196
 Land Area (acres) 1,160,391

Census - 2002	Number	Rank
Number of Farms	268	51
Land in Farms ... (acres)	1,221,612	8
Total Cropland .. (acres)	472,531	9
Average Size Farm (acres)	4,558	5

Cash Receipts - 2002		Dollars	Rank
Crops		8,938,000	46
Livestock		29,221,000	38
Government Payments		4,846,000	20
Total Receipts		38,159,000	45

Crops - 2003	Planted Acres	Harvested Acres	Yield	Production	Rank
Corn, Grain ... (bu.)	8,000	400	17.5	7,000	63
Soybeans (bu.)					
Sunflower (lbs)	2,800	1,700	520.0	884,000	36
Wheat, All (bu.)	157,500	136,400	37.1	5,055,000	4
Wheat, Spring . (bu.)	11,500	11,000	20.5	226,000	36
Wheat, Winter . (bu.)	146,000	125,400	38.5	4,829,000	2
Oats	8,400	1,700	44.1	75,000	53
Hay, All (tons)		75,000	0.99	74,500	43
Hay, Alfalfa ... (tons)		35,000	1.03	36,100	54

Livestock - Jan 1, 2004		Number	Rank
All Cattle		80,000	8
Beef Cows		44,000	7
Milk Cows			

122 County Profiles



2000 Census Population 5,540
 Land Area (acres) 327,167

Census - 2002	Number	Rank
Number of Farms	451	33
Land in Farms ... (acres)	307,193	58
Total Cropland .. (acres)	252,152	39
Average Size Farm (acres)	681	48

Cash Receipts - 2002		Dollars	Rank
Crops		39,899,000	20
Livestock		23,976,000	45
Government Payments		4,417,000	29
Total Receipts		63,875,000	30

Crops - 2003	Planted Acres	Harvested Acres	Yield	Production	Rank
Corn, Grain ... (bu.)	87,000	79,200	127.8	10,120,000	16
Soybeans ... (bu.)	95,000	94,500	29.9	2,826,000	18
Sunflower ... (lbs)					
Wheat, All ... (bu.)	14,800	14,200	56.5	802,000	40
Wheat, Spring . (bu.)	8,700	8,700	55.2	480,000	27
Wheat, Winter . (bu.)	6,100	5,500	58.5	322,000	39
Oats ... (bu.)	5,500	4,700	90.9	427,000	10
Hay, All ... (tons)		24,000	2.27	54,500	55
Hay, Alfalfa ... (tons)		18,000	2.55	45,900	49

Livestock - Jan 1, 2004		Number	Rank
All Cattle		35,000	50
Beef Cows		10,000	61
Milk Cows		1,800	16



2000 Census Population 3,741
 Land Area (acres) 919,492

Census - 2002	Number	Rank
Number of Farms	480	31
Land in Farms ... (acres)	868,379	18
Total Cropland .. (acres)	508,883	6
Average Size Farm (acres)	1,809	23

Cash Receipts - 2002		Dollars	Rank
Crops		20,702,000	29
Livestock		43,488,000	20
Government Payments		6,079,000	11
Total Receipts		64,190,000	28

Crops - 2003	Planted Acres	Harvested Acres	Yield	Production	Rank
Corn, Grain ... (bu.)	110,000	84,100	44.6	3,750,000	35
Soybeans ... (bu.)	67,000	61,500	11.9	731,000	35
Sunflower ... (lbs)	44,000	42,600	799.0	34,040,000	3
Wheat, All ... (bu.)	106,000	90,100	38.1	3,430,000	12
Wheat, Spring . (bu.)	47,300	46,000	38.3	1,761,000	13
Wheat, Winter . (bu.)	58,700	44,100	37.8	1,669,000	12
Oats ... (bu.)	7,500	5,000	50.2	251,000	25
Hay, All ... (tons)		121,000	1.30	157,700	13
Hay, Alfalfa ... (tons)		73,000	1.54	112,400	15

Livestock - Jan 1, 2004		Number	Rank
All Cattle		94,000	5
Beef Cows		40,000	11
Milk Cows		1,200	20



2000 Census Population 3,139
 Land Area (acres) 278,205

Census - 2002	Number	Rank
Number of Farms	319	44
Land in Farms ... (acres)	248,732	64
Total Cropland .. (acres)	202,903	55
Average Size Farm (acres)	780	45

Cash Receipts - 2002		Dollars	Rank
Crops		25,325,000	28
Livestock		25,312,000	42
Government Payments		2,699,000	55
Total Receipts		50,637,000	34

Crops - 2003	Planted Acres	Harvested Acres	Yield	Production	Rank
Corn, Grain ... (bu.)	78,000	75,500	114.9	8,673,000	22
Soybeans ... (bu.)	73,000	72,600	27.8	2,018,000	28
Sunflower ... (lbs)					
Wheat, All ... (bu.)	9,200	8,700	57.6	501,000	49
Wheat, Spring . (bu.)	800	800	45.0	36,000	56
Wheat, Winter . (bu.)	8,400	7,900	58.9	465,000	32
Oats ... (bu.)	4,000	3,700	88.6	328,000	17
Hay, All ... (tons)		18,000	2.46	44,200	60
Hay, Alfalfa ... (tons)		11,000	2.79	30,700	57

Livestock - Jan 1, 2004		Number	Rank
All Cattle		28,000	62
Beef Cows		12,000	57
Milk Cows		1,000	24



HARDING

2000 Census Population 1,353
 Land Area (acres) 1,709,161

Census - 2002	Number	Rank
Number of Farms	223	60
Land in Farms ... (acres)	1,674,112	3
Total Cropland .. (acres)	212,174	52
Average Size Farm (acres)	7,507	1

Cash Receipts - 2002		Dollars	Rank
Crops		1,072,000	65
Livestock		29,888,000	35
Government Payments		3,474,000	42
Total Receipts		30,960,000	51

Crops - 2003	Planted Acres	Harvested Acres	Yield	Production	Rank
Corn, Grain ... (bu.)	2,500	300	36.7	11,000	62
Soybeans (bu.)					
Sunflower (lbs)					
Wheat, All ... (bu.)	42,400	31,500	20.7	652,000	45
Wheat, Spring . (bu.)	26,700	18,600	19.5	362,000	29
Wheat, Winter . (bu.)	5,900	3,400	29.4	100,000	52
Oats	14,500	3,500	34.3	120,000	48
Hay, All ... (tons)		72,000	0.80	57,800	53
Hay, Alfalfa ... (tons)		39,000	0.87	34,000	56

Livestock - Jan 1, 2004		Number	Rank
All Cattle		63,000	21
Beef Cows		43,000	8
Milk Cows			



HUGHES

2000 Census Population 16,481
 Land Area (acres) 474,221

Census - 2002	Number	Rank
Number of Farms	258	53
Land in Farms ... (acres)	367,653	47
Total Cropland .. (acres)	224,827	48
Average Size Farm (acres)	1,425	29

Cash Receipts - 2002		Dollars	Rank
Crops		12,289,000	37
Livestock		17,075,000	58
Government Payments		3,350,000	46
Total Receipts		29,364,000	53

Crops - 2003	Planted Acres	Harvested Acres	Yield	Production	Rank
Corn, Grain ... (bu.)	28,500	21,100	71.9	1,517,000	43
Soybeans (bu.)	5,000	4,400	28.9	127,000	46
Sunflower (lbs)	22,300	18,800	980.0	18,415,000	7
Wheat, All ... (bu.)	109,600	100,000	37.0	3,704,000	11
Wheat, Spring . (bu.)	22,200	22,000	28.5	627,000	24
Wheat, Winter . (bu.)	87,400	78,000	39.4	3,077,000	5
Oats	3,500	1,800	37.8	68,000	56
Hay, All ... (tons)		30,000	1.31	39,200	62
Hay, Alfalfa ... (tons)		16,000	1.52	24,300	59

Livestock - Jan 1, 2004		Number	Rank
All Cattle		28,000	62
Beef Cows		15,000	51
Milk Cows			



HUTCHINSON

2000 Census Population 8,075
 Land Area (acres) 520,341

Census - 2002	Number	Rank
Number of Farms	768	7
Land in Farms ... (acres)	505,603	36
Total Cropland .. (acres)	413,245	13
Average Size Farm (acres)	658	49

Cash Receipts - 2002		Dollars	Rank
Crops		46,334,000	14
Livestock		62,840,000	6
Government Payments		5,734,000	16
Total Receipts		109,174,000	8

Crops - 2003	Planted Acres	Harvested Acres	Yield	Production	Rank
Corn, Grain ... (bu.)	152,000	142,400	131.3	18,703,000	5
Soybeans (bu.)	160,000	159,800	30.7	4,908,000	3
Sunflower (lbs)					
Wheat, All ... (bu.)	13,800	12,900	47.8	616,000	47
Wheat, Spring . (bu.)	1,200	1,200	49.2	59,000	52
Wheat, Winter . (bu.)	12,600	11,700	47.6	557,000	28
Oats	4,500	3,700	78.6	291,000	20
Hay, All ... (tons)		45,000	3.09	139,100	18
Hay, Alfalfa ... (tons)		36,000	3.42	123,200	11

Livestock - Jan 1, 2004		Number	Rank
All Cattle		74,000	13
Beef Cows		28,000	24
Milk Cows		1,900	14

124 County Profiles



HYDE

2000 Census Population 1,671
 Land Area (acres) 551,085

Census - 2002	Number	Rank
Number of Farms	187	63
Land in Farms ... (acres)	468,836	37
Total Cropland .. (acres)	188,814	58
Average Size Farm (acres)	2,507	17

Cash Receipts - 2002		Dollars	Rank
Crops		7,470,000	49
Livestock		16,336,000	59
Government Payments		2,667,000	56
Total Receipts		23,806,000	56

Crops - 2003	Planted Acres	Harvested Acres	Yield	Production	Rank
Corn, Grain ... (bu.)	33,500	17,700	48.9	865,000	46
Soybeans (bu.)	7,000	6,100	32.0	195,000	44
Sunflower (lbs)	25,000	23,400	891.0	20,852,000	6
Wheat, All (bu.)	64,500	58,600	36.9	2,163,000	21
Wheat, Spring . (bu.)	21,500	21,200	34.2	725,000	21
Wheat, Winter . (bu.)	43,000	37,400	38.4	1,438,000	15
Oats	7,000	2,700	57.0	154,000	40
Hay, All (tons)		54,000	0.98	52,700	56
Hay, Alfalfa ... (tons)		26,000	1.14	29,600	58

Livestock - Jan 1, 2004		Number	Rank
All Cattle		58,000	29
Beef Cows		29,000	22
Milk Cows			



JACKSON

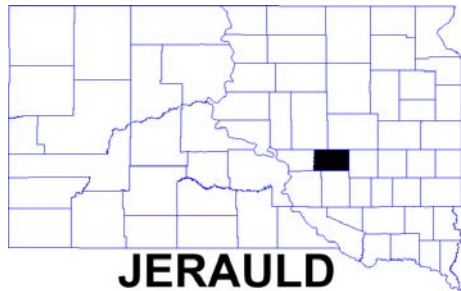
2000 Census Population 2,930
 Land Area (acres) 1,196,347

Census - 2002	Number	Rank
Number of Farms	308	45
Land in Farms ... (acres)	1,190,603	10
Total Cropland .. (acres)	246,310	41
Average Size Farm (acres)	3,866	9

Cash Receipts - 2002		Dollars	Rank
Crops		4,615,000	55
Livestock		21,343,000	49
Government Payments		2,919,000	52
Total Receipts		25,958,000	55

Crops - 2003	Planted Acres	Harvested Acres	Yield	Production	Rank
Corn, Grain ... (bu.)	1,500	300	23.3	7,000	63
Soybeans (bu.)					
Sunflower (lbs)	1,200	900	540.0	486,000	38
Wheat, All (bu.)	44,000	24,700	27.9	690,000	42
Wheat, Spring . (bu.)	6,800	4,900	16.3	80,000	49
Wheat, Winter . (bu.)	37,200	19,800	30.8	610,000	24
Oats	4,000	600	28.3	17,000	63
Hay, All (tons)		85,000	1.01	85,500	39
Hay, Alfalfa ... (tons)		56,000	0.96	53,500	38

Livestock - Jan 1, 2004		Number	Rank
All Cattle		61,000	23
Beef Cows		39,000	12
Milk Cows			



JERAULD

2000 Census Population 2,295
 Land Area (acres) 339,381

Census - 2002	Number	Rank
Number of Farms	272	50
Land in Farms ... (acres)	336,424	54
Total Cropland .. (acres)	192,124	56
Average Size Farm (acres)	1,237	33

Cash Receipts - 2002		Dollars	Rank
Crops		8,870,000	47
Livestock		29,394,000	37
Government Payments		2,798,000	54
Total Receipts		38,264,000	44

Crops - 2003	Planted Acres	Harvested Acres	Yield	Production	Rank
Corn, Grain ... (bu.)	45,500	36,900	74.2	2,738,000	39
Soybeans (bu.)	13,000	12,900	18.1	233,000	43
Sunflower (lbs)	8,100	7,100	1,138.0	8,082,000	16
Wheat, All (bu.)	29,200	26,100	44.8	1,170,000	32
Wheat, Spring . (bu.)	7,500	7,400	40.8	302,000	32
Wheat, Winter . (bu.)	21,700	18,700	46.4	868,000	21
Oats	2,100	1,300	88.5	115,000	50
Hay, All (tons)		46,000	1.87	85,900	38
Hay, Alfalfa ... (tons)		24,000	2.23	53,400	39

Livestock - Jan 1, 2004		Number	Rank
All Cattle		50,000	37
Beef Cows		19,000	41
Milk Cows			



2000 Census Population 1,193
 Land Area (acres) 621,209

Census - 2002	Number	Rank
Number of Farms	163	65
Land in Farms ... (acres)	516,489	35
Total Cropland .. (acres)	190,525	57
Average Size Farm (acres)	3,169	14

Cash Receipts - 2002		Dollars	Rank
Crops		4,267,000	57
Livestock		17,749,000	55
Government Payments		2,358,000	59
Total Receipts		22,016,000	59

Crops - 2003	Planted Acres	Harvested Acres	Yield	Production	Rank
Corn, Grain ... (bu.)	7,500	6,000	47.2	283,000	51
Soybeans ... (bu.)					
Sunflower ... (lbs)	10,100	9,100	820.0	7,459,000	17
Wheat, All ... (bu.)	53,900	50,400	38.0	1,913,000	27
Wheat, Spring . (bu.)	7,400	7,400	28.8	213,000	38
Wheat, Winter . (bu.)	46,500	43,000	39.5	1,700,000	11
Oats ... (bu.)	4,000	2,300	63.9	147,000	41
Hay, All ... (tons)		95,000	1.16	110,300	23
Hay, Alfalfa ... (tons)		31,000	1.27	39,500	52

Livestock - Jan 1, 2004		Number	Rank
All Cattle		49,000	39
Beef Cows		27,000	25
Milk Cows			



2000 Census Population 5,815
 Land Area (acres) 536,592

Census - 2002	Number	Rank
Number of Farms	599	19
Land in Farms ... (acres)	518,642	34
Total Cropland .. (acres)	425,502	12
Average Size Farm (acres)	866	43

Cash Receipts - 2002		Dollars	Rank
Crops		41,941,000	18
Livestock		40,037,000	27
Government Payments		5,109,000	18
Total Receipts		81,978,000	18

Crops - 2003	Planted Acres	Harvested Acres	Yield	Production	Rank
Corn, Grain ... (bu.)	122,500	113,300	123.9	14,034,000	11
Soybeans ... (bu.)	138,000	137,600	29.0	3,990,000	8
Sunflower ... (lbs)					
Wheat, All ... (bu.)	38,200	36,500	58.9	2,149,000	22
Wheat, Spring . (bu.)	12,300	12,200	53.8	656,000	22
Wheat, Winter . (bu.)	25,900	24,300	61.4	1,493,000	14
Oats ... (bu.)	5,500	4,500	88.2	397,000	12
Hay, All ... (tons)		44,000	2.27	99,700	29
Hay, Alfalfa ... (tons)		33,000	2.45	81,000	26

Livestock - Jan 1, 2004		Number	Rank
All Cattle		66,000	19
Beef Cows		27,000	25
Milk Cows		600	29



2000 Census Population 11,276
 Land Area (acres) 360,491

Census - 2002	Number	Rank
Number of Farms	513	29
Land in Farms ... (acres)	325,134	56
Total Cropland .. (acres)	262,941	37
Average Size Farm (acres)	634	52

Cash Receipts - 2002		Dollars	Rank
Crops		46,916,000	13
Livestock		36,151,000	30
Government Payments		4,444,000	27
Total Receipts		83,067,000	16

Crops - 2003	Planted Acres	Harvested Acres	Yield	Production	Rank
Corn, Grain ... (bu.)	106,500	98,300	136.7	13,440,000	12
Soybeans ... (bu.)	118,000	117,700	31.9	3,749,000	9
Sunflower ... (lbs)					
Wheat, All ... (bu.)	2,900	2,800	55.0	154,000	58
Wheat, Spring . (bu.)	1,900	1,900	54.7	104,000	45
Wheat, Winter . (bu.)	1,000	900	55.6	50,000	56
Oats ... (bu.)	5,000	3,800	91.3	347,000	15
Hay, All ... (tons)		23,000	2.65	60,900	50
Hay, Alfalfa ... (tons)		18,000	2.87	51,700	41

Livestock - Jan 1, 2004		Number	Rank
All Cattle		37,000	48
Beef Cows		15,000	51
Milk Cows		200	40



LAWRENCE

2000 Census Population 21,802
 Land Area (acres) 512,039

Census - 2002	Number	Rank
Number of Farms	239	56
Land in Farms ... (acres)	140,703	66
Total Cropland .. (acres)	40,492	66
Average Size Farm (acres)	589	55

Cash Receipts - 2002		Dollars	Rank
Crops		1,376,000	63
Livestock		7,246,000	66
Government Payments		530,000	66
Total Receipts		8,622,000	66

Crops - 2003	Planted Acres	Harvested Acres	Yield	Production	Rank
Corn, Grain ... (bu.)	500				
Soybeans ... (bu.)					
Sunflower ... (lbs)					
Wheat, All ... (bu.)	1,000	300	26.7	8,000	64
Wheat, Spring . (bu.)	500	100	20.0	2,000	59
Wheat, Winter . (bu.)	500	200	30.0	6,000	63
Oats ... (bu.)	1,100				
Hay, All ... (tons)		38,000	1.26	47,700	58
Hay, Alfalfa ... (tons)		30,000	1.29	38,600	53

Livestock - Jan 1, 2004		Number	Rank
All Cattle		17,000	65
Beef Cows		8,000	64
Milk Cows		400	35



LINCOLN

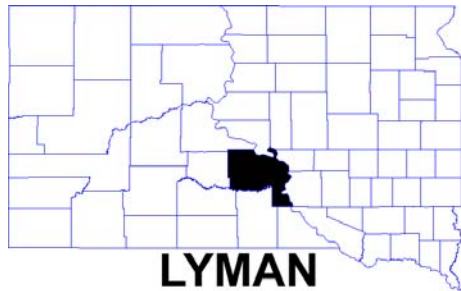
2000 Census Population 24,131
 Land Area (acres) 370,009

Census - 2002	Number	Rank
Number of Farms	841	6
Land in Farms ... (acres)	309,552	57
Total Cropland .. (acres)	277,014	32
Average Size Farm (acres)	368	65

Cash Receipts - 2002		Dollars	Rank
Crops		76,337,000	3
Livestock		48,949,000	16
Government Payments		4,129,000	32
Total Receipts		125,286,000	4

Crops - 2003	Planted Acres	Harvested Acres	Yield	Production	Rank
Corn, Grain ... (bu.)	134,500	129,700	135.0	17,506,000	6
Soybeans ... (bu.)	144,000	143,500	30.6	4,385,000	7
Sunflower ... (lbs)					
Wheat, All ... (bu.)					
Wheat, Spring . (bu.)					
Wheat, Winter . (bu.)					
Oats ... (bu.)	2,500	1,800	81.7	147,000	41
Hay, All ... (tons)		17,000	3.34	56,800	54
Hay, Alfalfa ... (tons)		15,000	3.47	52,100	40

Livestock - Jan 1, 2004		Number	Rank
All Cattle		36,000	49
Beef Cows		9,000	63
Milk Cows		700	26



LYMAN

2000 Census Population 3,895
 Land Area (acres) 1,049,653

Census - 2002	Number	Rank
Number of Farms	420	34
Land in Farms ... (acres)	885,332	17
Total Cropland .. (acres)	392,333	14
Average Size Farm (acres)	2,108	19

Cash Receipts - 2002		Dollars	Rank
Crops		16,466,000	34
Livestock		24,733,000	43
Government Payments		6,572,000	6
Total Receipts		41,199,000	41

Crops - 2003	Planted Acres	Harvested Acres	Yield	Production	Rank
Corn, Grain ... (bu.)	29,000	25,900	67.2	1,741,000	42
Soybeans ... (bu.)	3,000	2,700	18.3	49,400	47
Sunflower ... (lbs)	31,000	28,000	846.0	23,682,000	5
Wheat, All ... (bu.)	113,900	105,000	43.9	4,609,000	5
Wheat, Spring . (bu.)	14,000	13,600	36.6	498,000	26
Wheat, Winter . (bu.)	99,900	91,400	45.0	4,111,000	3
Oats ... (bu.)	3,000	1,000	73.0	73,000	55
Hay, All ... (tons)		117,000	1.30	152,500	15
Hay, Alfalfa ... (tons)		45,000	1.46	65,500	33

Livestock - Jan 1, 2004		Number	Rank
All Cattle		66,000	19
Beef Cows		39,000	12
Milk Cows			



McCOOK

2000 Census Population 5,832
 Land Area (acres) 367,721

Census - 2002	Number	Rank
Number of Farms	539	25
Land in Farms ... (acres)	345,010	51
Total Cropland .. (acres)	284,027	31
Average Size Farm (acres)	640	50

Cash Receipts - 2002		Dollars	Rank
Crops		49,209,000	11
Livestock		28,942,000	39
Government Payments		4,442,000	28
Total Receipts		78,151,000	20

Crops - 2003	Planted Acres	Harvested Acres	Yield	Production	Rank
Corn, Grain ... (bu.)	119,500	112,200	130.0	14,589,000	10
Soybeans ... (bu.)	113,000	105,000	28.4	2,978,000	16
Sunflower ... (lbs)					
Wheat, All ... (bu.)	1,200	1,100	44.5	49,000	61
Wheat, Spring . (bu.)					
Wheat, Winter . (bu.)	900	800	41.3	33,000	60
Oats ... (bu.)	3,500	2,600	70.8	184,000	36
Hay, All ... (tons)		25,000	2.38	59,500	51
Hay, Alfalfa ... (tons)		16,000	2.69	43,100	50

Livestock - Jan 1, 2004		Number	Rank
All Cattle		38,000	45
Beef Cows		19,000	41
Milk Cows		1,900	14



McPHERSON

2000 Census Population 2,904
 Land Area (acres) 727,689

Census - 2002	Number	Rank
Number of Farms	413	35
Land in Farms ... (acres)	536,730	29
Total Cropland .. (acres)	289,954	28
Average Size Farm (acres)	1,300	32

Cash Receipts - 2002		Dollars	Rank
Crops		10,656,000	42
Livestock		56,584,000	9
Government Payments		3,872,000	35
Total Receipts		67,240,000	25

Crops - 2003	Planted Acres	Harvested Acres	Yield	Production	Rank
Corn, Grain ... (bu.)	48,500	33,900	66.9	2,267,000	41
Soybeans ... (bu.)	38,000	37,000	18.0	665,000	37
Sunflower ... (lbs)	13,100	12,200	1,331.0	16,233,000	9
Wheat, All ... (bu.)	39,900	39,600	44.5	1,762,000	29
Wheat, Spring . (bu.)	36,800	36,700	43.5	1,595,000	16
Wheat, Winter . (bu.)	3,100	2,900	57.6	167,000	48
Oats ... (bu.)	12,500	8,600	70.7	608,000	6
Hay, All ... (tons)		120,000	2.05	246,400	3
Hay, Alfalfa ... (tons)		76,000	2.29	174,400	4

Livestock - Jan 1, 2004		Number	Rank
All Cattle		79,000	9
Beef Cows		25,000	30
Milk Cows		1,100	21



MARSHALL

2000 Census Population 4,576
 Land Area (acres) 536,888

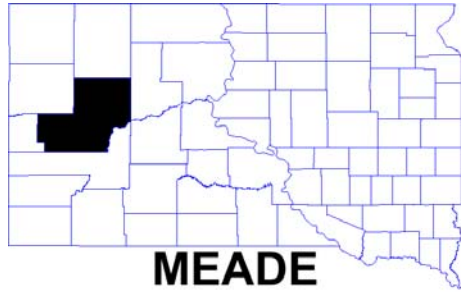
Census - 2002	Number	Rank
Number of Farms	529	27
Land in Farms ... (acres)	524,688	33
Total Cropland .. (acres)	339,758	21
Average Size Farm (acres)	992	38

Cash Receipts - 2002		Dollars	Rank
Crops		42,136,000	17
Livestock		61,313,000	7
Government Payments		5,878,000	14
Total Receipts		103,449,000	10

Crops - 2003	Planted Acres	Harvested Acres	Yield	Production	Rank
Corn, Grain ... (bu.)	84,000	72,800	128.8	9,377,000	19
Soybeans ... (bu.)	93,000	84,900	28.1	2,388,000	23
Sunflower ... (lbs)					
Wheat, All ... (bu.)	25,000	23,000	44.7	1,027,000	35
Wheat, Spring . (bu.)	23,600	21,900	44.5	975,000	19
Wheat, Winter . (bu.)	1,300	1,000	49.0	49,000	58
Oats ... (bu.)	2,500	1,800	80.0	144,000	44
Hay, All ... (tons)		43,000	2.19	94,100	34
Hay, Alfalfa ... (tons)		27,000	2.59	69,900	32

Livestock - Jan 1, 2004		Number	Rank
All Cattle		78,000	10
Beef Cows		23,000	33
Milk Cows			

128 County Profiles



2000 Census Population 24,253
 Land Area (acres) 2,221,341

Census - 2002	Number	Rank
Number of Farms	895	5
Land in Farms ... (acres)	2,228,839	1
Total Cropland .. (acres)	538,202	4
Average Size Farm (acres)	2,490	18

Cash Receipts - 2002		Dollars	Rank
Crops		6,534,000	50
Livestock		42,127,000	22
Government Payments		5,864,000	15
Total Receipts		48,661,000	35

Crops - 2003	Planted Acres	Harvested Acres	Yield	Production	Rank
Corn, Grain ... (bu.)	4,500	2,000	32.0	64,000	57
Soybeans ... (bu.)					
Sunflower ... (lbs)	11,000	10,000	680.0	6,800,000	19
Wheat, All ... (bu.)	55,800	43,300	29.7	1,287,000	31
Wheat, Spring . (bu.)	15,000	14,000	19.5	273,000	34
Wheat, Winter . (bu.)	40,800	29,300	34.6	1,014,000	17
Oats ... (bu.)	15,000	3,900	35.9	140,000	45
Hay, All ... (tons)		228,000	0.91	207,200	5
Hay, Alfalfa ... (tons)		175,000	0.97	169,500	5

Livestock - Jan 1, 2004		Number	Rank
All Cattle		117,000	2
Beef Cows		78,000	1
Milk Cows		900	25



2000 Census Population 2,083
 Land Area (acres) 836,232

Census - 2002	Number	Rank
Number of Farms	200	61
Land in Farms ... (acres)	660,456	23
Total Cropland .. (acres)	124,681	63
Average Size Farm (acres)	3,302	13

Cash Receipts - 2002		Dollars	Rank
Crops		3,279,000	59
Livestock		17,575,000	56
Government Payments		2,333,000	60
Total Receipts		20,854,000	61

Crops - 2003	Planted Acres	Harvested Acres	Yield	Production	Rank
Corn, Grain ... (bu.)	6,500	4,900	24.3	119,000	55
Soybeans ... (bu.)					
Sunflower ... (lbs)	3,500	2,600	550.0	1,430,000	33
Wheat, All ... (bu.)	27,900	25,800	39.4	1,017,000	36
Wheat, Spring . (bu.)	4,100	4,100	27.1	111,000	44
Wheat, Winter . (bu.)	23,800	21,700	41.8	906,000	20
Oats ... (bu.)	2,000	500	38.0	19,000	62
Hay, All ... (tons)		53,000	1.34	71,000	47
Hay, Alfalfa ... (tons)		43,000	1.31	56,300	37

Livestock - Jan 1, 2004		Number	Rank
All Cattle		46,000	40
Beef Cows		39,000	12
Milk Cows			



2000 Census Population 2,884
 Land Area (acres) 365,042

Census - 2002	Number	Rank
Number of Farms	370	40
Land in Farms ... (acres)	291,066	59
Total Cropland .. (acres)	209,719	54
Average Size Farm (acres)	787	44

Cash Receipts - 2002		Dollars	Rank
Crops		20,118,000	30
Livestock		22,753,000	48
Government Payments		3,355,000	45
Total Receipts		42,871,000	40

Crops - 2003	Planted Acres	Harvested Acres	Yield	Production	Rank
Corn, Grain ... (bu.)	64,500	60,000	109.9	6,596,000	31
Soybeans ... (bu.)	68,000	67,600	25.4	1,717,000	31
Sunflower ... (lbs)					
Wheat, All ... (bu.)	13,300	11,800	54.4	642,000	46
Wheat, Spring . (bu.)	2,600	2,600	50.8	132,000	42
Wheat, Winter . (bu.)	10,700	9,200	55.4	510,000	30
Oats ... (bu.)	3,000	2,600	84.6	220,000	31
Hay, All ... (tons)		34,000	2.09	70,900	48
Hay, Alfalfa ... (tons)		21,000	2.39	50,200	43

Livestock - Jan 1, 2004		Number	Rank
All Cattle		39,000	44
Beef Cows		20,000	39
Milk Cows		600	29



MINNEHAHA

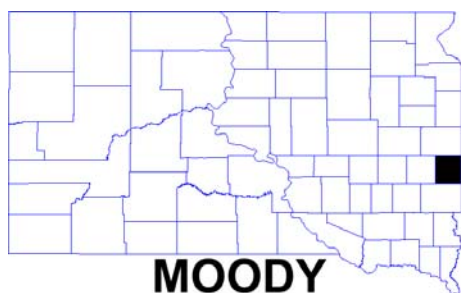
2000 Census Population 148,281
 Land Area (acres) 517,873

Census - 2002	Number	Rank
Number of Farms	1,209	1
Land in Farms ... (acres)	421,946	41
Total Cropland .. (acres)	364,807	19
Average Size Farm (acres)	349	66

Cash Receipts - 2002		Dollars	Rank
Crops		75,070,000	4
Livestock		53,225,000	12
Government Payments		7,060,000	3
Total Receipts		128,295,000	3

Crops - 2003	Planted Acres	Harvested Acres	Yield	Production	Rank
Corn, Grain ... (bu.)	157,500	143,100	145.8	20,857,000	3
Soybeans ... (bu.)	147,000	146,800	32.0	4,697,000	4
Sunflower ... (lbs)					
Wheat, All ... (bu.)	600	600	50.0	30,000	63
Wheat, Spring . (bu.)					
Wheat, Winter . (bu.)					
Oats ... (bu.)	5,500	4,100	83.2	341,000	16
Hay, All ... (tons)		45,000	3.09	139,200	17
Hay, Alfalfa ... (tons)		34,000	3.49	118,500	13

Livestock - Jan 1, 2004		Number	Rank
All Cattle		60,000	25
Beef Cows		18,000	44
Milk Cows		4,400	5



MOODY

2000 Census Population 6,595
 Land Area (acres) 332,611

Census - 2002	Number	Rank
Number of Farms	580	23
Land in Farms ... (acres)	282,751	61
Total Cropland .. (acres)	237,146	42
Average Size Farm (acres)	488	62

Cash Receipts - 2002		Dollars	Rank
Crops		52,272,000	9
Livestock		42,043,000	24
Government Payments		4,724,000	22
Total Receipts		94,315,000	14

Crops - 2003	Planted Acres	Harvested Acres	Yield	Production	Rank
Corn, Grain ... (bu.)	111,500	106,800	153.5	16,392,000	8
Soybeans ... (bu.)	103,000	102,500	32.8	3,366,000	12
Sunflower ... (lbs)					
Wheat, All ... (bu.)	2,800	2,700	61.5	166,000	56
Wheat, Spring . (bu.)	1,900	1,900	61.1	116,000	43
Wheat, Winter . (bu.)	900	800	62.5	50,000	56
Oats ... (bu.)	2,000	1,300	92.3	120,000	48
Hay, All ... (tons)		24,000	2.62	62,800	49
Hay, Alfalfa ... (tons)		14,000	3.36	47,000	48

Livestock - Jan 1, 2004		Number	Rank
All Cattle		34,000	52
Beef Cows		11,000	60
Milk Cows		1,400	18



PENNINGTON

2000 Census Population 88,565
 Land Area (acres) 1,776,877

Census - 2002	Number	Rank
Number of Farms	696	12
Land in Farms ... (acres)	1,209,981	9
Total Cropland .. (acres)	331,782	23
Average Size Farm (acres)	1,738	25

Cash Receipts - 2002		Dollars	Rank
Crops		10,666,000	41
Livestock		30,268,000	34
Government Payments		3,151,000	50
Total Receipts		40,934,000	42

Crops - 2003	Planted Acres	Harvested Acres	Yield	Production	Rank
Corn, Grain ... (bu.)	4,500	1,800	22.2	40,000	58
Soybeans ... (bu.)	2,200	2,100	2.9	6,000	50
Sunflower ... (lbs)	9,000	8,300	600.0	4,980,000	25
Wheat, All ... (bu.)	64,200	59,000	38.5	2,272,000	19
Wheat, Spring . (bu.)	9,200	8,400	35.8	301,000	33
Wheat, Winter . (bu.)	55,000	50,600	39.0	1,971,000	9
Oats ... (bu.)	6,000	3,200	51.6	165,000	38
Hay, All ... (tons)		96,000	1.01	97,400	31
Hay, Alfalfa ... (tons)		81,000	1.05	85,300	24

Livestock - Jan 1, 2004		Number	Rank
All Cattle		68,000	17
Beef Cows		35,000	16
Milk Cows		500	31

130 County Profiles



2000 Census Population 3,363
 Land Area (acres) 1,837,925

Census - 2002	Number	Rank
Number of Farms	452	32
Land in Farms ... (acres)	1,781,628	2
Total Cropland .. (acres)	490,711	8
Average Size Farm (acres)	3,942	7

Cash Receipts - 2002		Dollars	Rank
Crops		4,884,000	54
Livestock		31,913,000	31
Government Payments		5,960,000	13
Total Receipts		36,797,000	46

Crops - 2003	Planted Acres	Harvested Acres	Yield	Production	Rank
Corn, Grain ... (bu.)	24,000	4,700	44.3	208,000	53
Soybeans ... (bu.)		6,500	340.0	2,210,000	30
Sunflower ... (lbs)	12,500	85,500	27.0	2,308,000	17
Wheat, All ... (bu.)	102,100	66,800	26.4	1,761,000	13
Wheat, Spring . (bu.)	72,900	10,600	32.4	343,000	36
Wheat, Winter . (bu.)	20,800	9,900	43.3	429,000	9
Oats ... (bu.)	30,500	152,000	1.17	178,500	8
Hay, All ... (tons)		94,000	1.14	107,600	16

Livestock - Jan 1, 2004		Number	Rank
All Cattle		84,000	7
Beef Cows		51,000	4
Milk Cows			



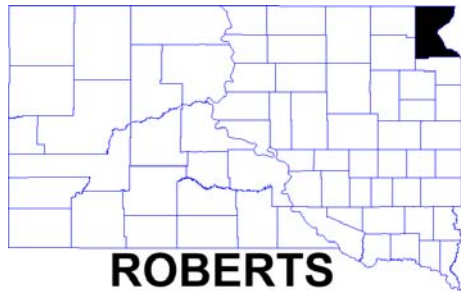
2000 Census Population 2,693
 Land Area (acres) 554,579

Census - 2002	Number	Rank
Number of Farms	256	54
Land in Farms ... (acres)	452,912	38
Total Cropland .. (acres)	313,534	26
Average Size Farm (acres)	1,769	24

Cash Receipts - 2002		Dollars	Rank
Crops		17,458,000	32
Livestock		17,880,000	53
Government Payments		3,621,000	39
Total Receipts		35,338,000	47

Crops - 2003	Planted Acres	Harvested Acres	Yield	Production	Rank
Corn, Grain ... (bu.)	56,000	51,300	70.7	3,628,000	36
Soybeans ... (bu.)	45,000	44,000	19.5	857,000	34
Sunflower ... (lbs)	41,000	39,700	1,347.0	53,479,000	2
Wheat, All ... (bu.)	148,500	133,400	47.7	6,365,000	2
Wheat, Spring . (bu.)	75,000	74,000	44.9	3,321,000	5
Wheat, Winter . (bu.)	73,500	59,400	51.2	3,044,000	6
Oats ... (bu.)	13,000	9,200	77.9	717,000	1
Hay, All ... (tons)		45,000	1.65	74,100	44
Hay, Alfalfa ... (tons)		12,000	1.83	21,900	61

Livestock - Jan 1, 2004		Number	Rank
All Cattle		30,000	59
Beef Cows		16,000	47
Milk Cows			



2000 Census Population 10,016
 Land Area (acres) 704,856

Census - 2002	Number	Rank
Number of Farms	936	4
Land in Farms ... (acres)	592,893	25
Total Cropland .. (acres)	449,241	11
Average Size Farm (acres)	633	53

Cash Receipts - 2002		Dollars	Rank
Crops		74,542,000	5
Livestock		42,070,000	23
Government Payments		6,260,000	9
Total Receipts		116,612,000	6

Crops - 2003	Planted Acres	Harvested Acres	Yield	Production	Rank
Corn, Grain ... (bu.)	91,000	83,400	128.3	10,697,000	15
Soybeans ... (bu.)	165,000	157,900	27.9	4,409,000	6
Sunflower ... (lbs)		62,600	51.9	3,246,000	13
Wheat, All ... (bu.)	72,500	62,200	51.9	3,228,000	6
Wheat, Spring . (bu.)	72,100	300	50.0	15,000	62
Wheat, Winter . (bu.)	300	1,400	70.7	99,000	51
Oats ... (bu.)	2,600	59,000	2.31	136,300	19
Hay, All ... (tons)		32,000	2.88	92,100	21

Livestock - Jan 1, 2004		Number	Rank
All Cattle		52,000	35
Beef Cows		22,000	35
Milk Cows		2,100	10



SANBORN

2000 Census Population 2,675
 Land Area (acres) 364,192

Census - 2002	Number	Rank
Number of Farms	394	37
Land in Farms ... (acres)	380,039	45
Total Cropland .. (acres)	263,717	36
Average Size Farm (acres)	965	40

Cash Receipts - 2002		Dollars	Rank
Crops		16,479,000	33
Livestock		31,640,000	32
Government Payments		3,455,000	44
Total Receipts		48,119,000	36

Crops - 2003	Planted Acres	Harvested Acres	Yield	Production	Rank
Corn, Grain ... (bu.)	70,000	63,700	113.5	7,230,000	26
Soybeans (bu.)	41,000	40,900	31.0	1,269,000	33
Sunflower (lbs)					
Wheat, All (bu.)	6,900	6,400	51.3	328,000	53
Wheat, Spring . (bu.)	1,600	1,600	53.1	85,000	47
Wheat, Winter . (bu.)	5,300	4,800	50.6	243,000	43
Oats	3,500	2,600	80.0	208,000	33
Hay, All (tons)		58,000	2.69	155,800	14
Hay, Alfalfa ... (tons)		39,000	3.07	119,600	12

Livestock - Jan 1, 2004		Number	Rank
All Cattle		54,000	33
Beef Cows		26,000	28
Milk Cows		300	39



SHANNON

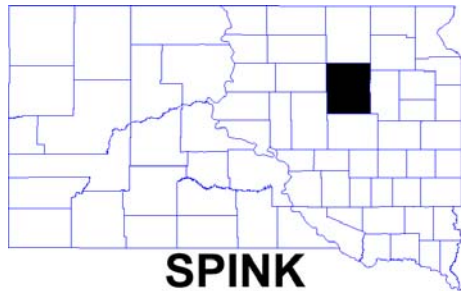
2000 Census Population 12,466
 Land Area (acres) 1,340,131

Census - 2002	Number	Rank
Number of Farms	200	61
Land in Farms ... (acres)	1,266,655	6
Total Cropland .. (acres)	164,004	61
Average Size Farm (acres)	6,333	2

Cash Receipts - 2002		Dollars	Rank
Crops		1,328,000	64
Livestock		9,765,000	65
Government Payments		1,775,000	62
Total Receipts		11,093,000	65

Crops - 2003	Planted Acres	Harvested Acres	Yield	Production	Rank
Corn, Grain ... (bu.)	3,500	1,400	17.1	24,000	59
Soybeans (bu.)					
Sunflower (lbs)	3,100	2,200	960.0	2,112,000	31
Wheat, All (bu.)	20,200	18,500	35.8	662,000	44
Wheat, Spring . (bu.)	3,000	2,900	22.4	65,000	50
Wheat, Winter . (bu.)	17,200	15,600	38.3	597,000	26
Oats	1,900	800	32.5	26,000	59
Hay, All (tons)		25,000	0.98	24,600	65
Hay, Alfalfa ... (tons)		15,000	0.99	14,800	63

Livestock - Jan 1, 2004		Number	Rank
All Cattle		33,000	53
Beef Cows		22,000	35
Milk Cows			



SPINK

2000 Census Population 7,454
 Land Area (acres) 962,551

Census - 2002	Number	Rank
Number of Farms	682	15
Land in Farms ... (acres)	911,373	16
Total Cropland .. (acres)	721,591	2
Average Size Farm (acres)	1,336	30

Cash Receipts - 2002		Dollars	Rank
Crops		81,571,000	2
Livestock		51,380,000	14
Government Payments		7,885,000	2
Total Receipts		132,951,000	2

Crops - 2003	Planted Acres	Harvested Acres	Yield	Production	Rank
Corn, Grain ... (bu.)	189,000	178,900	107.3	19,202,000	4
Soybeans (bu.)	273,000	271,600	26.3	7,152,000	2
Sunflower (lbs)	7,600	7,500	1,785.0	13,386,000	11
Wheat, All (bu.)	109,800	107,000	55.4	5,929,000	3
Wheat, Spring . (bu.)	82,000	81,800	55.3	4,522,000	1
Wheat, Winter . (bu.)	27,800	25,200	55.8	1,407,000	16
Oats	3,500	2,700	79.6	215,000	32
Hay, All (tons)		83,000	2.38	197,300	7
Hay, Alfalfa ... (tons)		57,000	2.58	146,900	8

Livestock - Jan 1, 2004		Number	Rank
All Cattle		78,000	10
Beef Cows		30,000	20
Milk Cows		400	35

132 County Profiles



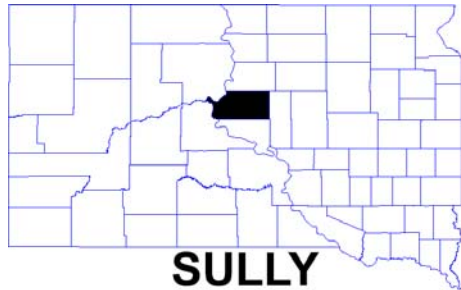
2000 Census Population 2,772
 Land Area (acres) 923,760

Census - 2002		Number	Rank
Number of Farms	166	64
Land in Farms	... (acres)	866,345	19
Total Cropland	.. (acres)	222,841	50
Average Size Farm	(acres)	5,219	3

Cash Receipts - 2002		Dollars	Rank
Crops	5,941,000	52
Livestock	12,162,000	61
Government Payments	3,633,000	38
Total Receipts	18,103,000	63

Crops - 2003	Planted Acres	Harvested Acres	Yield	Production	Rank
Corn, Grain ... (bu.)	2,000	500	44.0	22,000	60
Soybeans (bu.)					
Sunflower (lbs)	7,100	4,300	551.0	2,370,000	29
Wheat, All (bu.)	125,500	113,200	35.0	3,962,000	8
Wheat, Spring . (bu.)	16,000	15,000	21.6	324,000	30
Wheat, Winter . (bu.)	109,500	98,200	37.0	3,638,000	4
Oats (bu.)	1,500	600	43.3	26,000	59
Hay, All (tons)		32,000	1.24	39,700	61
Hay, Alfalfa ... (tons)		11,000	1.18	13,000	64

Livestock - Jan 1, 2004		Number	Rank
All Cattle	31,000	58
Beef Cows	16,000	47
Milk Cows		



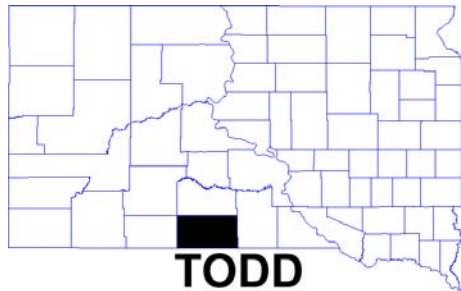
2000 Census Population 1,556
 Land Area (acres) 644,453

Census - 2002		Number	Rank
Number of Farms	228	58
Land in Farms	... (acres)	573,429	28
Total Cropland	.. (acres)	456,324	10
Average Size Farm	(acres)	2,515	16

Cash Receipts - 2002		Dollars	Rank
Crops	33,474,000	24
Livestock	11,805,000	62
Government Payments	4,843,000	21
Total Receipts	45,279,000	38

Crops - 2003	Planted Acres	Harvested Acres	Yield	Production	Rank
Corn, Grain ... (bu.)	68,000	59,000	75.4	4,446,000	34
Soybeans (bu.)	15,000	14,200	37.0	525,000	38
Sunflower (lbs)	81,600	79,000	1,054.0	83,244,000	1
Wheat, All (bu.)	235,100	223,700	40.1	8,963,000	1
Wheat, Spring . (bu.)	83,600	83,000	35.4	2,936,000	8
Wheat, Winter . (bu.)	151,500	140,700	42.8	6,027,000	1
Oats (bu.)	4,000	2,900	54.5	158,000	39
Hay, All (tons)		30,000	1.16	34,700	63
Hay, Alfalfa ... (tons)		8,000	1.26	10,100	65

Livestock - Jan 1, 2004		Number	Rank
All Cattle	30,000	59
Beef Cows	13,000	55
Milk Cows		



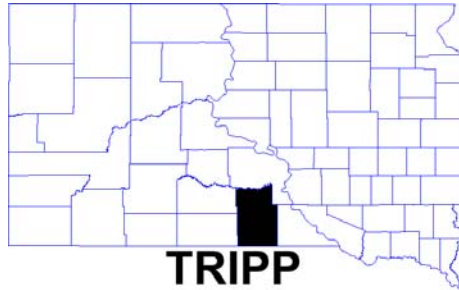
2000 Census Population 9,050

Census - 2002		Number	Rank
Number of Farms	249	55
Land in Farms	... (acres)	916,619	15
Total Cropland	.. (acres)	186,730	59
Average Size Farm	(acres)	3,681	11

Cash Receipts - 2002		Dollars	Rank
Crops	3,963,000	58
Livestock	19,290,000	52
Government Payments	1,774,000	63
Total Receipts	23,253,000	58

Crops - 2003	Planted Acres	Harvested Acres	Yield	Production	Rank
Corn, Grain ... (bu.)	8,500	6,900	77.5	535,000	48
Soybeans (bu.)	1,500	1,500	8.7	13,000	49
Sunflower (lbs)	1,200	1,000	960.0	960,000	35
Wheat, All (bu.)	6,900	6,300	40.2	253,000	55
Wheat, Spring . (bu.)	1,800	1,800	32.8	59,000	52
Wheat, Winter . (bu.)	5,100	4,500	43.1	194,000	46
Oats (bu.)	4,500	1,100	44.5	49,000	58
Hay, All (tons)		91,000	0.81	73,500	46
Hay, Alfalfa ... (tons)		60,000	0.82	49,300	44

Livestock - Jan 1, 2004		Number	Rank
All Cattle	59,000	28
Beef Cows	33,000	17
Milk Cows		



2000 Census Population 6,430
 Land Area (acres) 1,032,727

Census - 2002	Number	Rank
Number of Farms	666	16
Land in Farms ... (acres)	1,053,698	13
Total Cropland .. (acres)	502,863	7
Average Size Farm (acres)	1,582	26

Cash Receipts - 2002		Dollars	Rank
Crops		11,561,000	39
Livestock		61,126,000	8
Government Payments		6,206,000	10
Total Receipts		72,687,000	23

Crops - 2003	Planted Acres	Harvested Acres	Yield	Production	Rank
Corn, Grain ... (bu.)	68,500	57,000	50.1	2,855,000	37
Soybeans ... (bu.)	19,000	18,600	17.6	328,000	41
Sunflower ... (lbs)	17,900	17,000	1,010.0	17,170,000	8
Wheat, All ... (bu.)	72,000	67,500	39.6	2,671,000	15
Wheat, Spring . (bu.)	15,000	15,000	38.5	577,000	25
Wheat, Winter . (bu.)	57,000	52,500	39.9	2,094,000	8
Oats ... (bu.)	14,000	8,800	71.1	626,000	3
Hay, All ... (tons)		234,000	1.56	365,500	1
Hay, Alfalfa ... (tons)		143,000	1.73	247,700	1

Livestock - Jan 1, 2004		Number	Rank
All Cattle		129,000	1
Beef Cows		59,000	2
Milk Cows		1,100	21



2000 Census Population 8,849
 Land Area (acres) 394,799

Census - 2002	Number	Rank
Number of Farms	713	10
Land in Farms ... (acres)	347,559	50
Total Cropland .. (acres)	303,874	27
Average Size Farm (acres)	487	63

Cash Receipts - 2002		Dollars	Rank
Crops		58,679,000	6
Livestock		54,592,000	11
Government Payments		4,948,000	19
Total Receipts		113,271,000	7

Crops - 2003	Planted Acres	Harvested Acres	Yield	Production	Rank
Corn, Grain ... (bu.)	151,000	140,800	148.7	20,933,000	2
Soybeans ... (bu.)	140,000	139,400	33.2	4,626,000	5
Sunflower ... (lbs)					
Wheat, All ... (bu.)	1,200	1,200	63.3	76,000	60
Wheat, Spring . (bu.)	500	500	54.0	27,000	57
Wheat, Winter . (bu.)	700	700	70.0	49,000	58
Oats ... (bu.)	4,000	3,400	87.4	297,000	18
Hay, All ... (tons)		31,000	3.44	106,500	27
Hay, Alfalfa ... (tons)		24,000	3.93	94,400	18

Livestock - Jan 1, 2004		Number	Rank
All Cattle		60,000	25
Beef Cows		16,000	47
Milk Cows		5,500	3



2000 Census Population 12,584
 Land Area (acres) 294,659

Census - 2002	Number	Rank
Number of Farms	522	28
Land in Farms ... (acres)	276,588	63
Total Cropland .. (acres)	249,576	40
Average Size Farm (acres)	530	59

Cash Receipts - 2002		Dollars	Rank
Crops		57,203,000	7
Livestock		44,854,000	18
Government Payments		4,254,000	30
Total Receipts		102,057,000	11

Crops - 2003	Planted Acres	Harvested Acres	Yield	Production	Rank
Corn, Grain ... (bu.)	120,000	117,700	145.1	17,074,000	7
Soybeans ... (bu.)	108,000	107,800	30.3	3,265,000	13
Sunflower ... (lbs)					
Wheat, All ... (bu.)					
Wheat, Spring . (bu.)					
Wheat, Winter . (bu.)					
Oats ... (bu.)	2,500	2,200	87.3	192,000	35
Hay, All ... (tons)		12,000	4.18	50,200	57
Hay, Alfalfa ... (tons)		11,000	4.41	48,500	45

Livestock - Jan 1, 2004		Number	Rank
All Cattle		33,000	53
Beef Cows		7,000	65
Milk Cows			

134 County Profiles



WALWORTH

2000 Census Population 5,974
 Land Area (acres) 453,021

Census - 2002	Number	Rank
Number of Farms	299	47
Land in Farms ... (acres)	427,303	40
Total Cropland .. (acres)	233,229	44
Average Size Farm (acres)	1,429	28

Cash Receipts - 2002		Dollars	Rank
Crops		11,566,000	38
Livestock		19,437,000	51
Government Payments		2,823,000	53
Total Receipts		31,003,000	50

Crops - 2003	Planted Acres	Harvested Acres	Yield	Production	Rank
Corn, Grain ... (bu.)	42,000	30,300	42.4	1,286,000	45
Soybeans (bu.)	33,000	28,600	8.8	251,000	42
Sunflower (lbs)	17,800	17,200	869.0	14,948,000	10
Wheat, All (bu.)	69,800	68,600	34.1	2,340,000	16
Wheat, Spring . (bu.)	63,300	62,500	33.4	2,090,000	9
Wheat, Winter . (bu.)	6,500	6,100	41.0	250,000	42
Oats (bu.)	8,500	4,400	52.5	231,000	29
Hay, All (tons)		62,000	1.36	84,200	40
Hay, Alfalfa ... (tons)		28,000	1.49	41,600	51

Livestock - Jan 1, 2004		Number	Rank
All Cattle		32,000	56
Beef Cows		20,000	39
Milk Cows		500	31



YANKTON

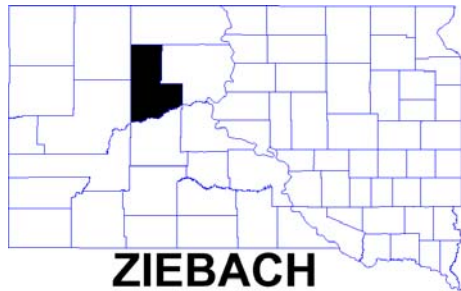
2000 Census Population 21,652
 Land Area (acres) 333,836

Census - 2002	Number	Rank
Number of Farms	690	14
Land in Farms ... (acres)	342,058	53
Total Cropland .. (acres)	288,927	30
Average Size Farm (acres)	496	61

Cash Receipts - 2002		Dollars	Rank
Crops		35,521,000	22
Livestock		29,497,000	36
Government Payments		3,274,000	47
Total Receipts		65,018,000	27

Crops - 2003	Planted Acres	Harvested Acres	Yield	Production	Rank
Corn, Grain ... (bu.)	88,000	82,800	130.8	10,828,000	14
Soybeans (bu.)	90,000	89,000	31.5	2,802,000	19
Sunflower (lbs)					
Wheat, All (bu.)	2,300	2,000	44.0	88,000	59
Wheat, Spring . (bu.)	500	500	46.0	23,000	58
Wheat, Winter . (bu.)	1,800	1,500	43.3	65,000	54
Oats (bu.)	3,500	2,700	74.4	201,000	34
Hay, All (tons)		37,000	3.45	127,600	20
Hay, Alfalfa ... (tons)		30,000	3.85	115,500	14

Livestock - Jan 1, 2004		Number	Rank
All Cattle		32,000	56
Beef Cows		12,000	57
Milk Cows		700	26



ZIEBACH

2000 Census Population 2,519
 Land Area (acres) 1,255,994

Census - 2002	Number	Rank
Number of Farms	227	59
Land in Farms ... (acres)	1,172,918	11
Total Cropland .. (acres)	225,011	47
Average Size Farm (acres)	5,167	4

Cash Receipts - 2002		Dollars	Rank
Crops		8,107,000	48
Livestock		13,553,000	60
Government Payments		4,123,000	33
Total Receipts		21,660,000	60

Crops - 2003	Planted Acres	Harvested Acres	Yield	Production	Rank
Corn, Grain ... (bu.)	2,000	200	35.0	7,000	63
Soybeans (bu.)					
Sunflower (lbs)	7,400	3,500	540.0	1,890,000	32
Wheat, All (bu.)	64,400	48,100	23.9	1,150,000	33
Wheat, Spring . (bu.)	13,500	11,300	19.0	215,000	37
Wheat, Winter . (bu.)	45,900	32,000	26.4	844,000	22
Oats (bu.)	10,000	3,200	45.3	145,000	43
Hay, All (tons)		57,000	0.80	45,700	59
Hay, Alfalfa ... (tons)		29,000	0.72	20,800	62

Livestock - Jan 1, 2004		Number	Rank
All Cattle		33,000	53
Beef Cows		27,000	25
Milk Cows			