

**CROP PRICES RECEIVED, MARKETING YEAR AVERAGE,^{1/}
SOUTH DAKOTA AND UNITED STATES, 1996-2003**

CROP	UNIT	1996	1997	1998	1999	2000	2001	2002	2003 2/
----- DOLLARS -----									
SOUTH DAKOTA									
WHEAT, ALL	BU.	4.07	3.41	2.74	2.55	2.68	2.78	3.81	3.50
CORN FOR GRAIN	BU.	2.31	2.15	1.61	1.54	1.61	1.75	2.17	2.25
SORGHUM FOR GRAIN	CWT.	3.63	3.55	2.33	2.52	2.70	3.06	3.90	4.00
OATS	BU.	1.86	1.56	1.03	1.12	1.11	1.67	1.99	1.30
BARLEY	BU.	2.79	2.58	2.23	1.82	2.20	2.00	2.51	2.40
RYE	BU.	3.37	3.60	1.90	1.40	1.47	2.50	3.35	2.25
FLAXSEED	BU.	6.22	5.68	4.86	3.75	3.04	3.81	5.63	5.75
SOYBEANS	BU.	7.08	6.11	4.60	4.33	4.27	4.13	5.33	6.95
POTATOES, ALL	CWT.	5.05	4.90	4.85	4.70	4.65	4.85	6.60	7.15
HAY, ALL	TON	77.50	77.00	51.00	43.00	63.50	65.50	78.00	66.50
SUNFLOWER, ALL	CWT.	10.50	10.90	9.47	6.59	5.86	9.18	12.10	11.00
PROSO MILLET	BU.	3/	3/	3/	2.10	4.75	2.10	7.05	3.00
DRY EDIBLE BEANS	CWT.	4/	4/	4/	4/	14.50	18.70	17.40	15.80
UNITED STATES									
WHEAT, ALL	BU.	4.30	3.38	2.65	2.48	2.62	2.78	3.56	3.35
CORN FOR GRAIN	BU.	2.71	2.43	1.94	1.82	1.85	1.97	2.32	2.45
SORGHUM FOR GRAIN	CWT.	4.17	3.95	2.97	2.80	3.37	3.46	4.14	4.40
OATS	BU.	1.96	1.60	1.10	1.12	1.10	1.59	1.81	1.45
BARLEY	BU.	2.74	2.38	1.98	2.13	2.11	2.22	2.72	2.90
RYE	BU.	3.70	3.75	2.49	2.27	2.60	2.93	3.38	2.95
FLAXSEED	BU.	6.37	5.81	5.05	3.79	3.30	4.29	5.77	5.80
SOYBEANS	BU.	7.35	6.47	4.93	4.63	4.54	4.38	5.53	7.25
POTATOES, ALL	CWT.	4.91	5.64	5.56	5.77	5.08	6.99	6.69	5.85
HAY, ALL	TON	95.80	100.00	84.60	76.90	84.60	96.50	92.40	92.90
SUNFLOWER, ALL	CWT.	11.70	11.60	10.60	7.53	6.89	9.62	12.10	11.80
PROSO MILLET	BU.	3/	3/	3/	2.12	4.79	2.02	7.22	2.87
DRY EDIBLE BEANS	CWT.	23.50	19.30	19.00	16.40	15.50	22.10	17.10	17.80

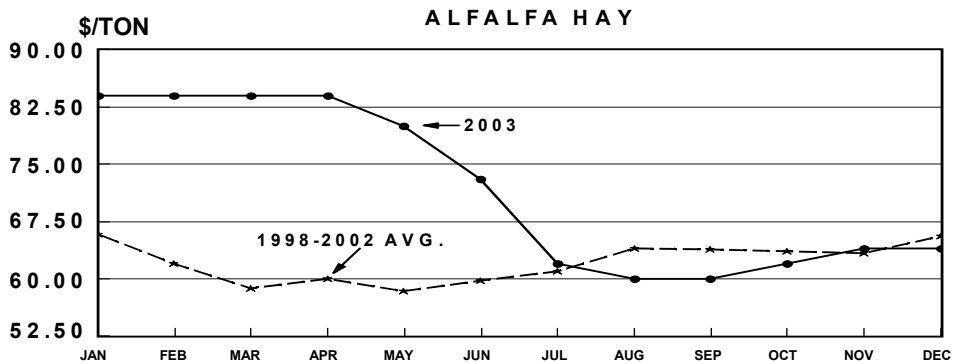
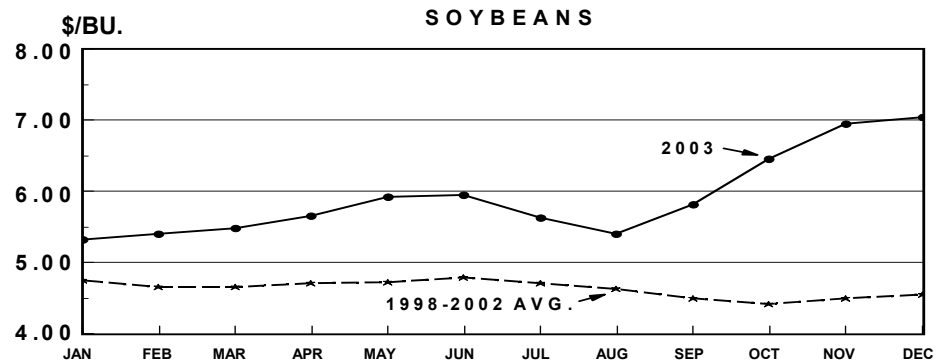
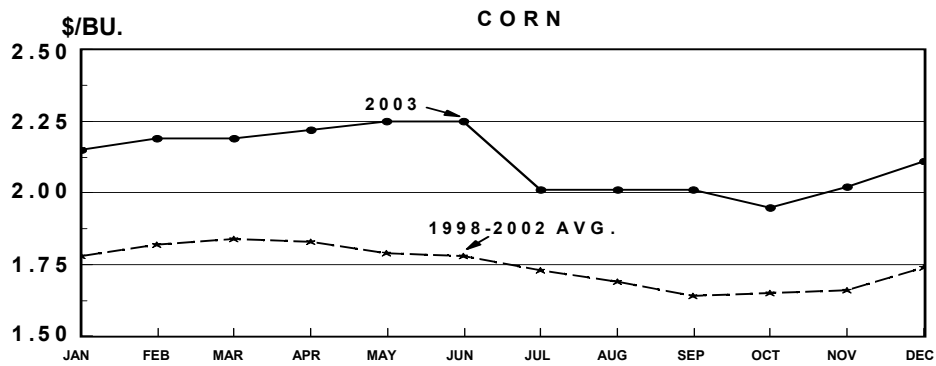
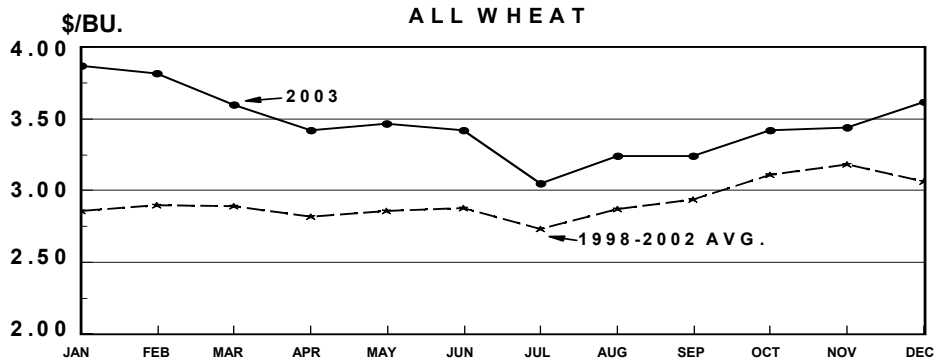
1/ MARKETING YEAR AVERAGE PRICES RECEIVED BY FARMERS ARE BASED ON MONTHLY PRICES WEIGHTED BY MONTHLY MARKETINGS DURING SPECIFIC PERIODS. PRICES DO NOT INCLUDE ALLOWANCE FOR CCC LOANS OUTSTANDING, PURCHASES BY THE GOVERNMENT, OR DEFICIENCY PAYMENTS. 2/ PRELIMINARY. 3/ ESTIMATES BEGAN IN 1999. 4/ ESTIMATES BEGAN IN 2000.

**CROP PRICES RECEIVED, MONTHLY AVERAGE,
SOUTH DAKOTA, 2002-2003**

COMMODITY	YEAR	JAN	FEB	MAR	APR	MAY	JUN	JUL	AUG	SEP	OCT	NOV	DEC
----- DOLLARS PER BUSHEL -----													
ALL WHEAT	2002	2.75	2.80	2.81	2.80	2.84	2.97	3.37	3.82	4.39	4.59	4.48	4.17
	2003	3.87	3.82	3.60	3.42	3.47	3.42	3.05	3.24	3.24	3.42	3.44	3.62
WINTER WHEAT	2002	2.62	2.64	2.64	2.53	2.66	2.86	3.39	3.93	4.36	4.57	4.51	4.03
	2003	3.76	3.62	3.49	3.37	3.30	3.14	2.88	3.07	3.23	3.31	3.35	3.51
OTHER SPRING WHEAT	2002	2.79	2.82	2.83	2.84	2.86	2.98	3.35	3.78	4.40	4.61	4.46	4.24
	2003	3.96	3.91	3.71	3.45	3.61	3.50	3.33	3.29	3.24	3.47	3.64	3.76
CORN	2002	1.72	1.76	1.74	1.71	1.74	1.83	1.99	2.23	2.34	2.21	2.15	2.12
	2003	2.15	2.19	2.19	2.22	2.25	2.25	2.01	2.01	2.01	1.95	2.02	2.11
OATS	2002	1.86	1.97	2.08	2.02	2.06	2.06	1.78	1.79	1.90	2.02	2.11	2.17
	2003	2.18	2.25	2.13	2.00	1.98	1.85	1.31	1.21	1.40	1.35	1.27	1.40
BARLEY	2002	1.69	1.59	1.69	1.61	1.58	1.34	1.58	1.74	1.95	1.84	1.90	3/
	2003	2.50	2.10	3/	3.22	3.28	2.83	2.61	2.53	2.23	1.99	2.37	2.25
FEED BARLEY	2002	1.69	1.59	3/	1.61	1.58	1.34	1.58	1.74	1.95	1.84	3/	3/
	2003	2.02	2.10	3/	3/	3/	2.00	1.96	1.88	1.85	1.90	3/	1.77
MALTING BARLEY	2002	3/	3/	3/	3/	3/	3/	3/	3/	3/	3/	3/	3/
	2003	3.00	3/	3/	3/	3/	3/	2.74	2.61	2.41	2.09	2.37	2.26
FLAXSEED	2002	3/	3/	3/	3/	3/	3/	3/	3/	3/	3/	3/	3/
	2003	3/	3/	3/	3/	3/	3/	3/	3/	3/	3/	3/	3/
SOYBEANS	2002	3.96	3.98	4.09	4.19	4.44	4.64	5.05	5.29	5.12	5.02	5.18	5.31
	2003	5.33	5.41	5.48	5.66	5.92	5.95	5.63	5.40	5.82	6.46	6.95	7.04
ALL SUNFLOWER 1/	2002	9.23	10.00	9.38	9.90	10.00	11.40	13.90	15.00	8.43	7.40	8.56	9.37
	2003	11.90	12.70	12.30	12.20	11.70	11.40	10.30	9.17	10.20	10.70	10.50	10.90
ALL HAY 2/	2002	70.00	62.00	59.00	59.00	59.00	66.00	77.00	82.00	78.00	78.00	77.00	78.00
	2003	80.00	81.00	81.00	83.00	79.00	72.00	62.00	58.00	56.00	58.00	61.00	61.00
ALFALFA HAY 2/	2002	75.00	66.00	63.00	63.00	63.00	67.00	81.00	86.00	84.00	84.00	83.00	82.00
	2003	84.00	84.00	84.00	84.00	80.00	73.00	62.00	60.00	62.00	62.00	64.00	64.00
OTHER HAY 2/	2002	48.00	43.00	42.00	40.00	40.00	46.00	62.00	66.00	60.00	62.00	58.00	61.00
	2003	60.00	60.00	60.00	59.00	61.00	53.00	51.00	48.00	41.00	45.00	50.00	49.00

1/ DOLLARS PER CWT. 2/ DOLLARS PER TON, BALED. 3/ NO PRICE PUBLISHED.

CROP PRICES RECEIVED, SOUTH DAKOTA



**VALUE OF PRODUCTION PER HARVESTED ACRE,^{1/}
SOUTH DAKOTA, 1994-2003**

YEAR	CORN FOR GRAIN	ALL WHEAT	BARLEY	OATS	RYE	SOYBEANS	ALL HAY	ALFALFA HAY
----- DOLLARS PER ACRE -----								
1994	217.08	99.46	79.80	67.20	82.50	193.80	105.48	130.20
1995	255.17	154.30	106.02	86.48	83.49	188.40	121.02	150.00
1996	231.00	147.08	113.52	111.60	138.17	240.72	147.79	185.90
1997	206.40	97.75	84.74	85.80	100.80	213.85	146.68	187.45
1998	194.81	100.55	87.36	69.01	76.00	179.40	104.04	132.00
1999	174.02	101.68	105.60	71.68	61.60	155.88	101.48	127.40
2000	180.32	106.41	106.70	67.71	61.74	149.45	115.91	137.36
2001	190.75	104.41	104.00	100.20	87.50	132.16	127.52	152.90
2002	206.15	100.53	87.85	89.55	90.45	165.23	97.55	123.00
2003	249.75	148.10	127.20	88.40	108.00	187.65	111.50	127.30

1/ VALUE OF PRODUCTION = (MARKETING YEAR AVERAGE PRICE MULTIPLIED BY TOTAL PRODUCTION) DIVIDED BY HARVESTED ACRES.

**LIVESTOCK PRICES RECEIVED,
SOUTH DAKOTA, 2002-2003**

ITEM	YEAR	JAN	FEB	MAR	APR	MAY	JUN	JUL	AUG	SEP	OCT	NOV	DEC	ANN. AVG. 1/
----- DOLLARS PER HUNDREDWEIGHT -----														
ALL HOGS	2002	38.50	40.70	37.90	33.10	34.80	36.20	39.20	34.60	27.50	32.10	28.80	31.40	34.60
	2003	32.70	35.40	35.80	35.50	43.30	46.30	44.30	42.80	40.30	38.60	36.30	36.30	38.60
BARROWS & GILTS	2002	40.50	42.20	39.00	34.20	36.30	38.50	42.30	36.80	29.10	34.10	30.10	32.60	36.30
	2003	34.50	36.70	37.20	36.80	44.90	48.80	46.30	44.40	41.60	39.60	37.40	37.40	40.10
SOWS	2002	25.30	27.40	28.40	22.70	22.80	21.70	21.50	21.10	15.40	17.80	20.30	21.80	22.10
	2003	20.60	23.20	23.50	23.80	30.00	30.80	33.20	33.10	31.10	31.00	29.00	27.00	28.00
BEEF CATTLE	2002	75.20	77.80	76.40	68.50	65.80	61.80	58.60	64.50	67.60	74.40	72.70	69.70	69.60
	2003	74.60	73.60	71.70	72.70	73.00	71.70	72.10	77.30	87.20	97.00	92.60	84.80	78.70
STEERS & HEIFERS	2002	82.90	82.50	80.10	72.80	71.40	68.30	65.90	69.60	72.00	79.50	81.30	81.80	75.20
	2003	82.00	77.80	75.20	77.50	78.70	79.20	79.90	83.40	92.70	103.00	102.00	98.10	85.30
COWS	2002	37.70	39.50	43.50	40.10	40.50	39.90	36.50	37.50	35.40	33.40	33.30	35.40	37.50
	2003	38.40	39.40	40.20	40.40	47.00	46.80	48.80	45.30	47.20	48.90	49.60	46.90	44.80
CALVES	2002	104.00	103.00	102.00	95.50	94.80	90.60	91.00	96.00	94.80	91.60	94.40	98.90	96.20
	2003	98.10	95.70	97.10	100.00	101.00	107.00	107.00	115.00	117.00	117.00	115.00	115.00	107.00
SHEEP	2002	36.80	37.80	34.60	28.20	28.40	25.30	25.90	23.60	25.00	24.70	34.60	44.50	30.00
	2003	47.40	46.60	40.90	29.80	32.20	26.30	26.00	27.60	35.40	38.40	47.00	52.10	37.20
LAMBS	2002	72.40	74.40	72.60	66.60	70.10	78.20	79.80	75.90	79.60	86.00	90.40	95.50	79.10
	2003	102.00	104.00	104.00	98.70	105.00	101.00	92.00	98.00	108.00	112.00	119.00	112.00	106.00

1/ MONTHLY PRICES WEIGHTED BY ESTIMATED SALES IN EACH MONTH.

LIVESTOCK PRICES RECEIVED, SOUTH DAKOTA

