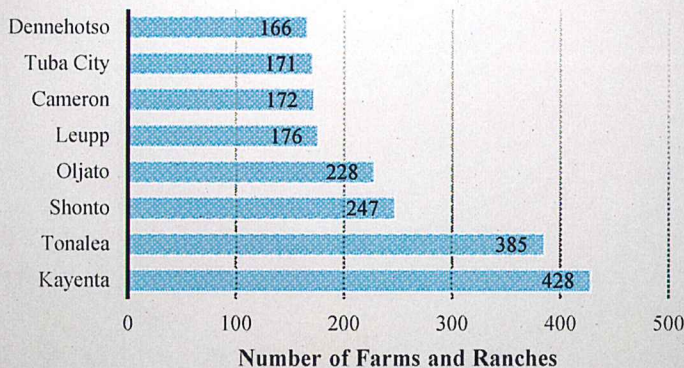


2012 CENSUS OF AGRICULTURE

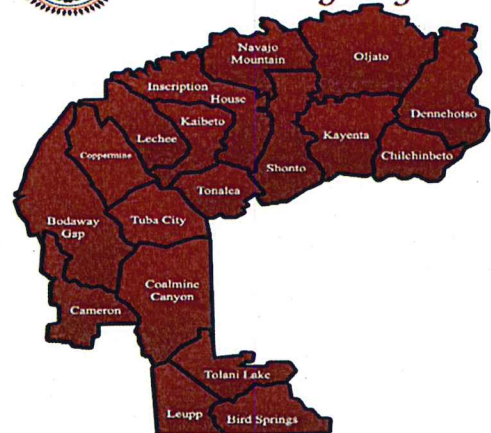


Navajo Nation: Western Agency

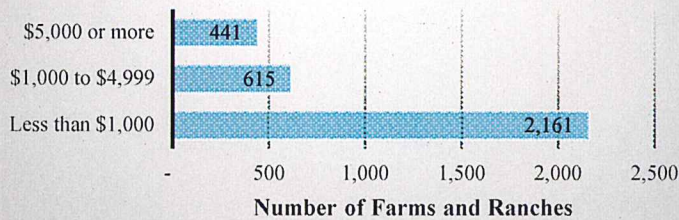
Farms and Ranches by Chapter




Ya 'at 'eeh
Western Agency



Farms and Ranches by Economic Size



All Operators by Age Group



Western Agency		2012
Number of Farms and Ranches		3,217
Land in farms and ranches, acres		(D)
Market value of agricultural products sold, \$1,000		\$ 7,690
Crops, including nursery and greenhouse crops, \$1,000		\$ 4,492
Livestock, poultry, and their products, \$1,000		\$ 3,198
Market value of agricultural products sold, Average per farm dollars		\$ 2,390
Total farm production expenses, \$1,000		\$ 21,186
Average age of: All operators		59



U.S. Department of Agriculture
National Agricultural Statistics Service

www.agcensus.usda.gov
1-800-645-7286

2012 CENSUS OF AGRICULTURE



Western Agency Livestock		2012
Cattle and calves inventory, farms		1,491
Cattle and calves inventory, number		16,542
Beef cows, farms		1,223
Beef cows, number		11,438
Sheep and lambs inventory, farms		2,240
Sheep and lambs inventory, number		43,023
Total horses and ponies inventory, farms		1,998
Total horses and ponies inventory, number		9,197
Goats, all inventory, farms		1,619
Goats, all inventory, number		22,087

Western Agency Crops		2012
Corn, traditional, farms		461
Corn, traditional, acres		993
Forage-land used for all hay and haylage, grass silage, and green chop, farms		2
Forage-land used for all hay and haylage, grass silage, and green chop, acres		(D)
Forage-land used for all hay and haylage, grass silage, and green chop, tons, dry		(D)
Land in vegetables, farms		477
Land in vegetables, acres		714
Cantaloupes, farms		125
Cantaloupes, acres		76
Honeydew melons, farms		29
Honeydew melons, acres		16
Squash, all, farms		427
Squash, all, acres		359
Watermelons, farms		374
Watermelons, acres		285

Western Agency Demographics		2012
Operators		5,243
Male		2,399
Female		2,844
Average age of: All operators		59
Under 25 years	(number of operators)	116
25 to 44 years	(number of operators)	724
45 to 64 years	(number of operators)	2,492
65 years and over	(number of operators)	1,911



U.S. Department of Agriculture
National Agricultural Statistics Service

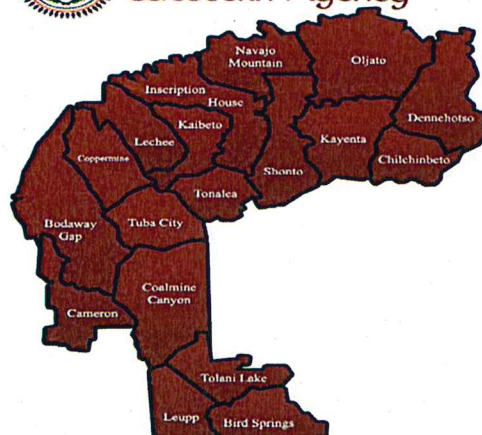
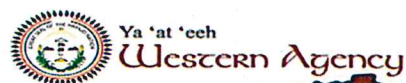
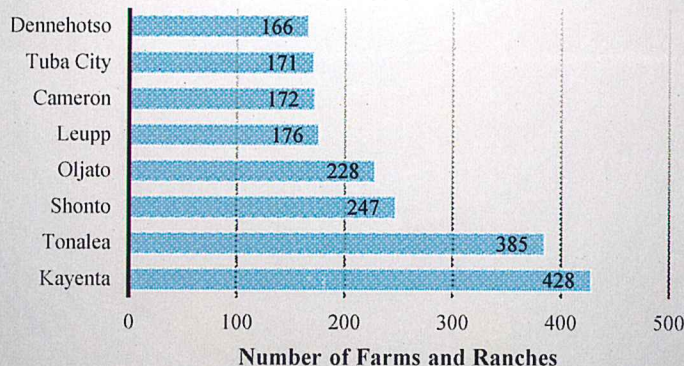
www.agcensus.usda.gov
1-800-645-7286

2012 CENSUS OF AGRICULTURE

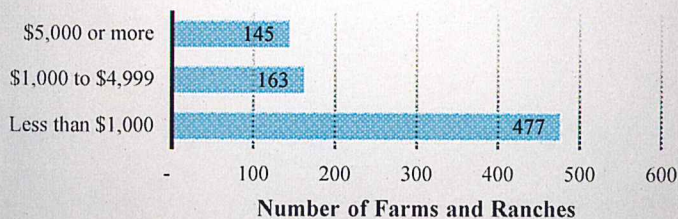


Navajo Nation: Dist 1


Farms and Ranches by Chapter



Farms and Ranches by Economic Size



All Operators by Age Group



Dist 1

	2012
Number of Farms and Ranches	785
Land in farms and ranches, acres	38,352
Market value of agricultural products sold, \$1,000	\$ 2,008
Crops, including nursery and greenhouse crops, \$1,000	(D)
Livestock, poultry, and their products, \$1,000	(D)
Market value of agricultural products sold, Average per farm dollars	\$ 2,557
Total farm production expenses, \$1,000	\$ 5,720
Average age of: All operators	57



U.S. Department of Agriculture
National Agricultural Statistics Service

www.agcensus.usda.gov
1-800-645-7286

2012 CENSUS OF AGRICULTURE



Dist 1 Livestock	2012
Cattle and calves inventory, farms	349
Cattle and calves inventory, number	4,453
Beef cows, farms	277
Beef cows, number	2,860
Sheep and lambs inventory, farms	559
Sheep and lambs inventory, number	11,735
Total horses and ponies inventory, farms	506
Total horses and ponies inventory, number	2,730
Goats, all inventory, farms	414
Goats, all inventory, number	6,154

Dist 1 Crops	2012
Corn, traditional, farms	125
Corn, traditional, acres	289
Forage-land used for all hay and haylage, grass silage, and green chop, farms	-
Forage-land used for all hay and haylage, grass silage, and green chop, acres	-
Forage-land used for all hay and haylage, grass silage, and green chop, tons, dry	-
Land in vegetables, farms	137
Land in vegetables, acres	188
Cantaloupes, farms	33
Cantaloupes, acres	21
Honeydew melons, farms	8
Honeydew melons, acres	3
Squash, all, farms	125
Squash, all, acres	86
Watermelons, farms	121
Watermelons, acres	79

Dist 1 Demographics	2012
Operators	1,364
Male	622
Female	742
Average age of: All operators	57
Under 25 years (number of operators)	46
25 to 44 years (number of operators)	214
45 to 64 years (number of operators)	665
65 years and over (number of operators)	439



U.S. Department of Agriculture
National Agricultural Statistics Service

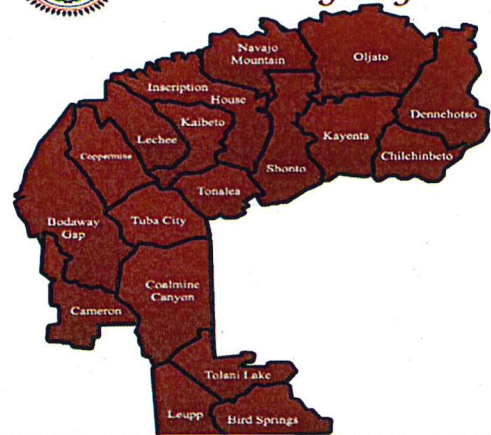
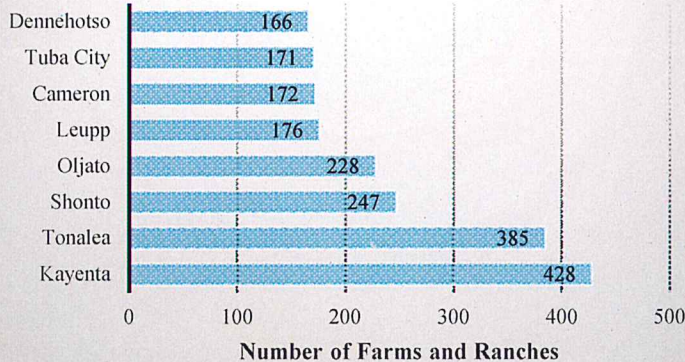
www.agcensus.usda.gov
1-800-645-7286

2012 CENSUS OF AGRICULTURE

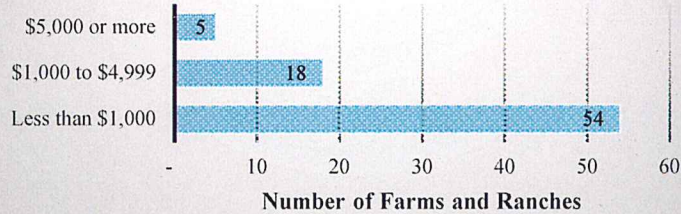


Navajo Nation: Kaibeto


Farms and Ranches by Chapter



Farms and Ranches by Economic Size



All Operators by Age Group



Kaibeto		2012
Number of Farms and Ranches		77
Land in farms and ranches, acres		2,913
Market value of agricultural products sold, \$1,000		\$ 118
Crops, including nursery and greenhouse crops, \$1,000		\$ 13
Livestock, poultry, and their products, \$1,000		\$ 105
Market value of agricultural products sold, Average per farm dollars		\$ 1,532
Total farm production expenses, \$1,000		\$ 474
Average age of: All operators		56



U.S. Department of Agriculture
National Agricultural Statistics Service

www.agcensus.usda.gov
1-800-645-7286

2012 CENSUS OF AGRICULTURE



Kaibeto Livestock	2012
Cattle and calves inventory, farms	46
Cattle and calves inventory, number	712
Beef cows, farms	44
Beef cows, number	488
Sheep and lambs inventory, farms	47
Sheep and lambs inventory, number	775
Total horses and ponies inventory, farms	50
Total horses and ponies inventory, number	201
Goats, all inventory, farms	47
Goats, all inventory, number	810

Kaibeto Crops	2012
Corn, traditional, farms	6
Corn, traditional, acres	21
Forage-land used for all hay and haylage, grass silage, and green chop, farms	-
Forage-land used for all hay and haylage, grass silage, and green chop, acres	-
Forage-land used for all hay and haylage, grass silage, and green chop, tons, dry	-
Land in vegetables, farms	4
Land in vegetables, acres	(D)
Cantaloupes, farms	-
Cantaloupes, acres	-
Honeydew melons, farms	-
Honeydew melons, acres	-
Squash, all, farms	4
Squash, all, acres	(D)
Watermelons, farms	4
Watermelons, acres	1

Kaibeto Demographics	2012
Operators	128
Male	54
Female	74
Average age of: All operators	56
Under 25 years (number of operators)	5
25 to 44 years (number of operators)	24
45 to 64 years (number of operators)	60
65 years and over (number of operators)	39



U.S. Department of Agriculture
National Agricultural Statistics Service

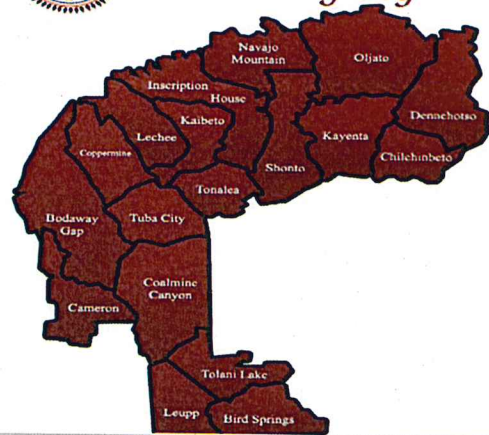
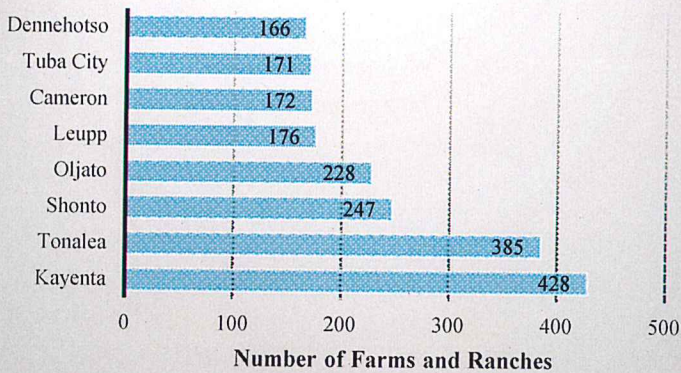
www.agcensus.usda.gov
1-800-645-7286

2012 CENSUS OF AGRICULTURE

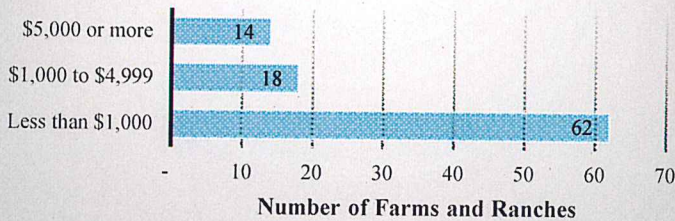


Navajo Nation: Kaibeto Unit 12


Farms and Ranches by Chapter



Farms and Ranches by Economic Size



All Operators by Age Group



Kaibeto Unit 12

	2012
Number of Farms and Ranches	94
Land in farms and ranches, acres	1,248
Market value of agricultural products sold, \$1,000	\$ 205
Crops, including nursery and greenhouse crops, \$1,000	\$ 104
Livestock, poultry, and their products, \$1,000	\$ 101
Market value of agricultural products sold, Average per farm dollars	\$ 2,182
Total farm production expenses, \$1,000	\$ 668
Average age of: All operators	56



U.S. Department of Agriculture
National Agricultural Statistics Service

www.agcensus.usda.gov
1-800-645-7286

2012 CENSUS OF AGRICULTURE



Kaibeto Unit 12 Livestock		2012
Cattle and calves inventory, farms		38
Cattle and calves inventory, number		570
Beef cows, farms		34
Beef cows, number		446
Sheep and lambs inventory, farms		66
Sheep and lambs inventory, number		708
Total horses and ponies inventory, farms		64
Total horses and ponies inventory, number		323
Goats, all inventory, farms		49
Goats, all inventory, number		874

Kaibeto Unit 12 Crops		2012
Corn, traditional, farms		13
Corn, traditional, acres		(D)
Forage-land used for all hay and haylage, grass silage, and green chop, farms		-
Forage-land used for all hay and haylage, grass silage, and green chop, acres		-
Forage-land used for all hay and haylage, grass silage, and green chop, tons, dry		-
Land in vegetables, farms		11
Land in vegetables, acres		20
Cantaloupes, farms		7
Cantaloupes, acres		(D)
Honeydew melons, farms		-
Honeydew melons, acres		-
Squash, all, farms		11
Squash, all, acres		8
Watermelons, farms		5
Watermelons, acres		(D)


Kaibeto Unit 12 Demographics		2012
Operators		201
Male		96
Female		105
Average age of: All operators		56
Under 25 years	(number of operators)	5
25 to 44 years	(number of operators)	57
45 to 64 years	(number of operators)	67
65 years and over	(number of operators)	72



U.S. Department of Agriculture
National Agricultural Statistics Service

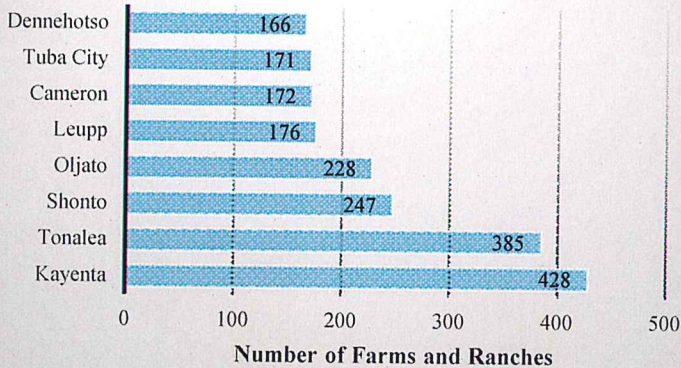
www.agcensus.usda.gov
1-800-645-7286

2012 CENSUS OF AGRICULTURE

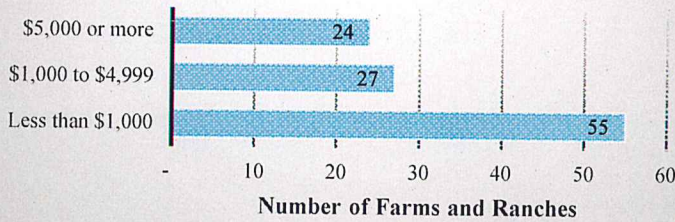


Navajo Nation: Lechee


Farms and Ranches by Chapter



Farms and Ranches by Economic Size



All Operators by Age Group



Lechee

2012

Number of Farms and Ranches	106
Land in farms and ranches, acres	1,232
Market value of agricultural products sold, \$1,000	\$ 261
Crops, including nursery and greenhouse crops, \$1,000	(D)
Livestock, poultry, and their products, \$1,000	(D)
Market value of agricultural products sold, Average per farm dollars	\$ 2,462
Total farm production expenses, \$1,000	\$ 1,272
Average age of: All operators	54



U.S. Department of Agriculture
National Agricultural Statistics Service

www.agcensus.usda.gov
1-800-645-7286

2012 CENSUS OF AGRICULTURE



Lechee Livestock		2012
Cattle and calves inventory, farms		76
Cattle and calves inventory, number		922
Beef cows, farms		75
Beef cows, number		755
Sheep and lambs inventory, farms		60
Sheep and lambs inventory, number		1,338
Total horses and ponies inventory, farms		71
Total horses and ponies inventory, number		440
Goats, all inventory, farms		34
Goats, all inventory, number		398

Lechee Crops		2012
Corn, traditional, farms		2
Corn, traditional, acres		(D)
Forage-land used for all hay and haylage, grass silage, and green chop, farms		-
Forage-land used for all hay and haylage, grass silage, and green chop, acres		-
Forage-land used for all hay and haylage, grass silage, and green chop, tons, dry		-
Land in vegetables, farms		5
Land in vegetables, acres		6
Cantaloupes, farms		1
Cantaloupes, acres		(D)
Honeydew melons, farms		1
Honeydew melons, acres		(D)
Squash, all, farms		5
Squash, all, acres		2
Watermelons, farms		4
Watermelons, acres		2

Lechee Demographics		2012
Operators		221
Male		119
Female		102
Average age of: All operators		54
Under 25 years	(number of operators)	13
25 to 44 years	(number of operators)	38
45 to 64 years	(number of operators)	116
65 years and over	(number of operators)	54



U.S. Department of Agriculture
National Agricultural Statistics Service

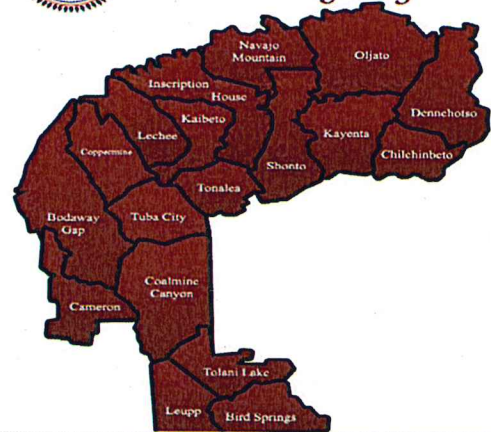
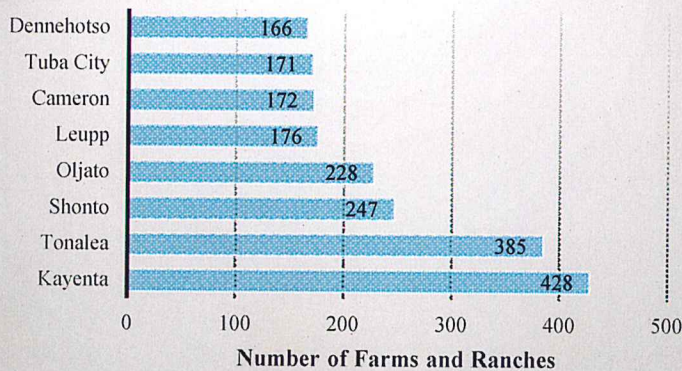
www.agcensus.usda.gov
1-800-645-7286

2012 CENSUS OF AGRICULTURE

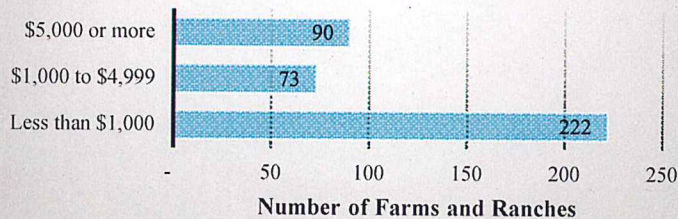


Navajo Nation: Tonalea


Farms and Ranches by Chapter



Farms and Ranches by Economic Size



All Operators by Age Group



Tonalea

	2012
Number of Farms and Ranches	385
Land in farms and ranches, acres	21,887
Market value of agricultural products sold, \$1,000	\$ 1,200
Crops, including nursery and greenhouse crops, \$1,000	\$ 892
Livestock, poultry, and their products, \$1,000	\$ 308
Market value of agricultural products sold, Average per farm dollars	\$ 3,116
Total farm production expenses, \$1,000	\$ 2,503
Average age of: All operators	60



U.S. Department of Agriculture
National Agricultural Statistics Service

www.agcensus.usda.gov
1-800-645-7286

2012 CENSUS OF AGRICULTURE



Tonalea Livestock	2012
Cattle and calves inventory, farms	131
Cattle and calves inventory, number	1,423
Beef cows, farms	71
Beef cows, number	614
Sheep and lambs inventory, farms	301
Sheep and lambs inventory, number	5,995
Total horses and ponies inventory, farms	236
Total horses and ponies inventory, number	1,062
Goats, all inventory, farms	233
Goats, all inventory, number	3,435

Tonalea Crops	2012
Corn, traditional, farms	94
Corn, traditional, acres	225
Forage-land used for all hay and haylage, grass silage, and green chop, farms	-
Forage-land used for all hay and haylage, grass silage, and green chop, acres	-
Forage-land used for all hay and haylage, grass silage, and green chop, tons, dry	-
Land in vegetables, farms	115
Land in vegetables, acres	154
Cantaloupes, farms	25
Cantaloupes, acres	15
Honeydew melons, farms	6
Honeydew melons, acres	(D)
Squash, all, farms	104
Squash, all, acres	72
Watermelons, farms	106
Watermelons, acres	70

Tonalea Demographics	2012
Operators	602
Male	269
Female	333
Average age of: All operators	60
Under 25 years (number of operators)	18
25 to 44 years (number of operators)	59
45 to 64 years (number of operators)	307
65 years and over (number of operators)	218



U.S. Department of Agriculture
National Agricultural Statistics Service

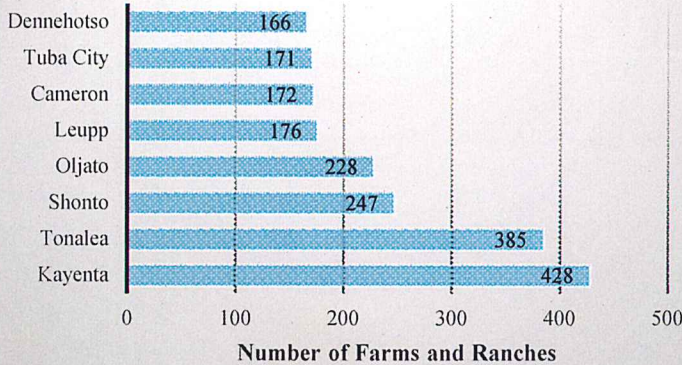
www.agcensus.usda.gov
1-800-645-7286

2012 CENSUS OF AGRICULTURE

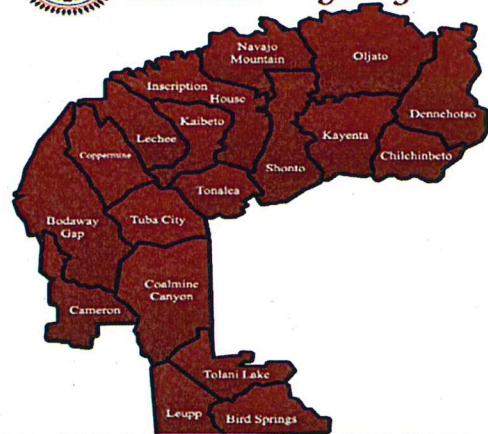


Navajo Nation: Coppermine

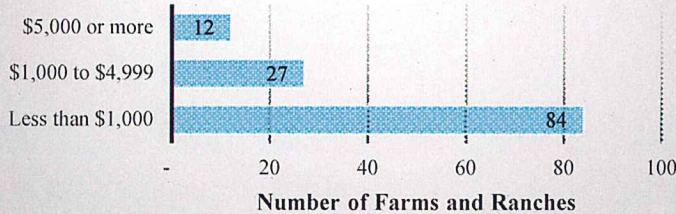
Farms and Ranches by Chapter




Ya 'at 'ech
Western Agency



Farms and Ranches by Economic Size



All Operators by Age Group



Coppermine

2012

Number of Farms and Ranches	123
Land in farms and ranches, acres	11,072
Market value of agricultural products sold, \$1,000	\$ 224
Crops, including nursery and greenhouse crops, \$1,000	(D)
Livestock, poultry, and their products, \$1,000	(D)
Market value of agricultural products sold, Average per farm dollars	\$ 1,819
Total farm production expenses, \$1,000	\$ 804
Average age of: All operators	56



U.S. Department of Agriculture
National Agricultural Statistics Service

www.agcensus.usda.gov
1-800-645-7286

2012 CENSUS OF AGRICULTURE



Coppermine Livestock		2012
Cattle and calves inventory, farms		58
Cattle and calves inventory, number		826
Beef cows, farms		53
Beef cows, number		557
Sheep and lambs inventory, farms		85
Sheep and lambs inventory, number		2,919
Total horses and ponies inventory, farms		85
Total horses and ponies inventory, number		704
Goats, all inventory, farms		51
Goats, all inventory, number		637

Coppermine Crops		2012
Corn, traditional, farms		10
Corn, traditional, acres		19
Forage-land used for all hay and haylage, grass silage, and green chop, farms		-
Forage-land used for all hay and haylage, grass silage, and green chop, acres		-
Forage-land used for all hay and haylage, grass silage, and green chop, tons, dry		-
Land in vegetables, farms		2
Land in vegetables, acres		(D)
Cantaloupes, farms		-
Cantaloupes, acres		-
Honeydew melons, farms		1
Honeydew melons, acres		(D)
Squash, all, farms		1
Squash, all, acres		(D)
Watermelons, farms		2
Watermelons, acres		(D)

Coppermine Demographics		2012
Operators		212
Male		84
Female		128
Average age of: All operators		56
Under 25 years	(number of operators)	5
25 to 44 years	(number of operators)	36
45 to 64 years	(number of operators)	115
65 years and over	(number of operators)	56



U.S. Department of Agriculture
National Agricultural Statistics Service

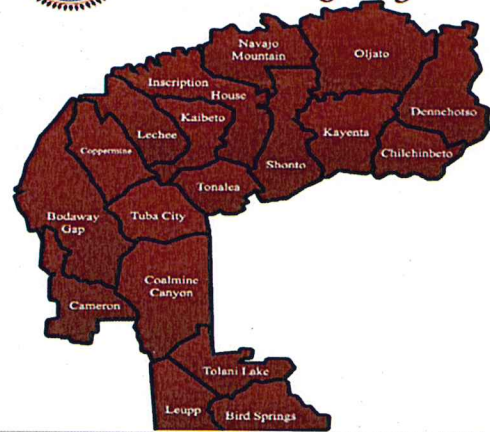
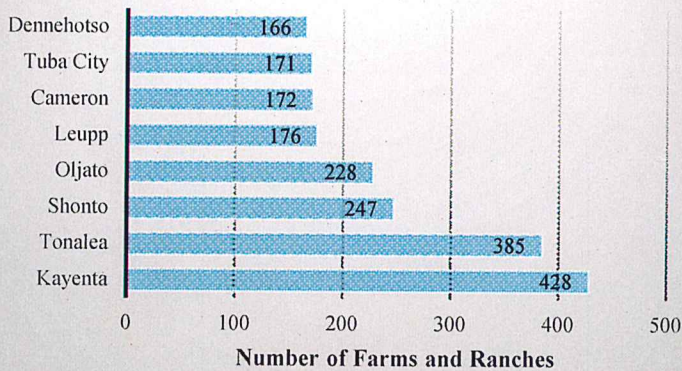
www.agcensus.usda.gov
1-800-645-7286

2012 CENSUS OF AGRICULTURE

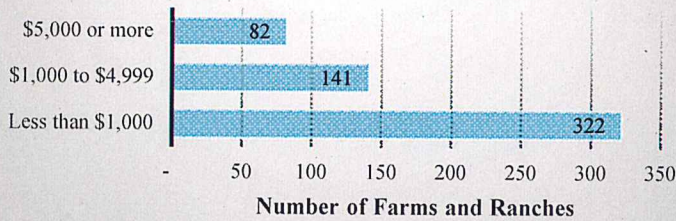


Navajo Nation: Dist 2


Farms and Ranches by Chapter



Farms and Ranches by Economic Size



All Operators by Age Group



Dist 2

	2012
Number of Farms and Ranches	545
Land in farms and ranches, acres	50,054
Market value of agricultural products sold, \$1,000	\$ 1,314
Crops, including nursery and greenhouse crops, \$1,000	\$ 897
Livestock, poultry, and their products, \$1,000	\$ 417
Market value of agricultural products sold, Average per farm dollars	\$ 2,410
Total farm production expenses, \$1,000	\$ 3,495
Average age of: All operators	61



U.S. Department of Agriculture
National Agricultural Statistics Service

www.agcensus.usda.gov
1-800-645-7286

2012 CENSUS OF AGRICULTURE



Dist 2 Livestock	2012
Cattle and calves inventory, farms	245
Cattle and calves inventory, number	1,974
Beef cows, farms	122
Beef cows, number	915
Sheep and lambs inventory, farms	401
Sheep and lambs inventory, number	6,406
Total horses and ponies inventory, farms	276
Total horses and ponies inventory, number	1,209
Goats, all inventory, farms	289
Goats, all inventory, number	3,390

Dist 2 Crops	2012
Corn, traditional, farms	159
Corn, traditional, acres	323
Forage-land used for all hay and haylage, grass silage, and green chop, farms	1
Forage-land used for all hay and haylage, grass silage, and green chop, acres	(D)
Forage-land used for all hay and haylage, grass silage, and green chop, tons, dry	(D)
Land in vegetables, farms	121
Land in vegetables, acres	156
Cantaloupes, farms	24
Cantaloupes, acres	13
Honeydew melons, farms	7
Honeydew melons, acres	4
Squash, all, farms	117
Squash, all, acres	79
Watermelons, farms	87
Watermelons, acres	53

Dist 2 Demographics	2012
Operators	829
Male	348
Female	481
Average age of: All operators	61
Under 25 years (number of operators)	16
25 to 44 years (number of operators)	109
45 to 64 years (number of operators)	364
65 years and over (number of operators)	340



U.S. Department of Agriculture
National Agricultural Statistics Service

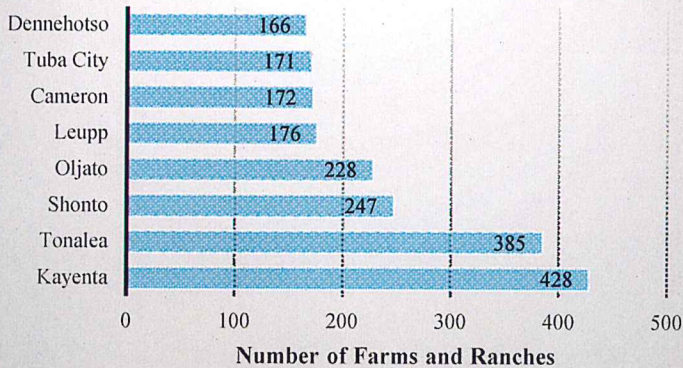
www.agcensus.usda.gov
1-800-645-7286

2012 CENSUS OF AGRICULTURE

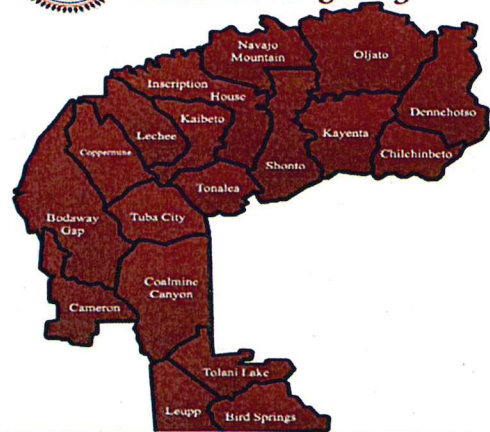


Navajo Nation: Inscription House

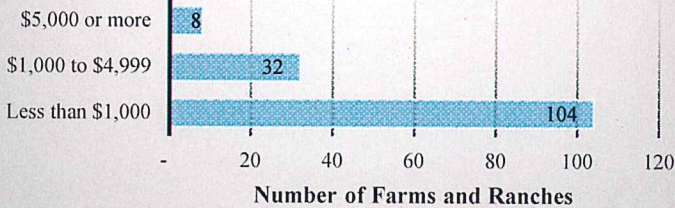
Farms and Ranches by Chapter




Ya 'at 'ech Western Agency



Farms and Ranches by Economic Size



All Operators by Age Group



Inscription House


	2012
Number of Farms and Ranches	144
Land in farms and ranches, acres	2,042
Market value of agricultural products sold, \$1,000	\$ 190
Crops, including nursery and greenhouse crops, \$1,000	\$ 63
Livestock, poultry, and their products, \$1,000	\$ 127
Market value of agricultural products sold, Average per farm dollars	\$ 1,320
Total farm production expenses, \$1,000	\$ 996
Average age of: All operators	61



U.S. Department of Agriculture
National Agricultural Statistics Service

www.agcensus.usda.gov
1-800-645-7286

2012 CENSUS OF AGRICULTURE



Inscription House Livestock	2012
Cattle and calves inventory, farms	58
Cattle and calves inventory, number	528
Beef cows, farms	18
Beef cows, number	176
Sheep and lambs inventory, farms	110
Sheep and lambs inventory, number	1,525
Total horses and ponies inventory, farms	82
Total horses and ponies inventory, number	419
Goats, all inventory, farms	108
Goats, all inventory, number	1,029

Inscription House Crops	2012
Corn, traditional, farms	23
Corn, traditional, acres	21
Forage-land used for all hay and haylage, grass silage, and green chop, farms	-
Forage-land used for all hay and haylage, grass silage, and green chop, acres	-
Forage-land used for all hay and haylage, grass silage, and green chop, tons, dry	-
Land in vegetables, farms	18
Land in vegetables, acres	16
Cantaloupes, farms	1
Cantaloupes, acres	(D)
Honeydew melons, farms	-
Honeydew melons, acres	-
Squash, all, farms	18
Squash, all, acres	11
Watermelons, farms	10
Watermelons, acres	3

Inscription House Demographics	2012
Operators	234
Male	79
Female	155
Average age of: All operators	61
Under 25 years (number of operators)	7
25 to 44 years (number of operators)	23
45 to 64 years (number of operators)	114
65 years and over (number of operators)	90



U.S. Department of Agriculture
National Agricultural Statistics Service

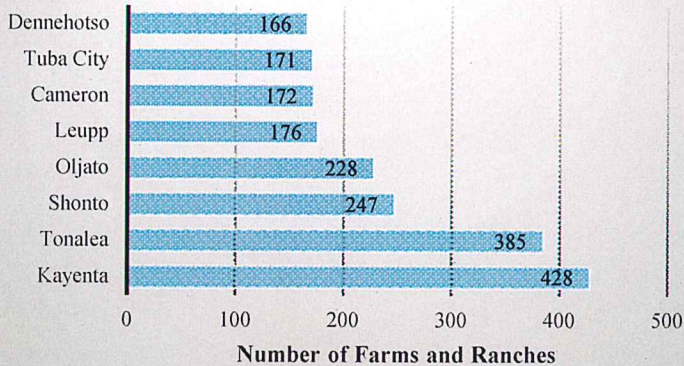
www.agcensus.usda.gov
1-800-645-7286

2012 CENSUS OF AGRICULTURE

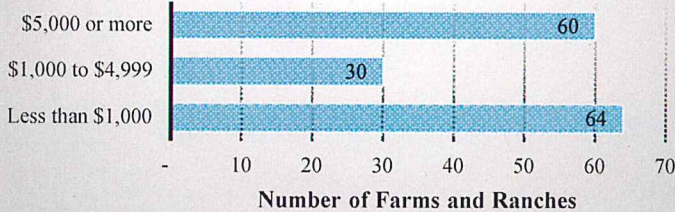


Navajo Nation: Navajo Mountain

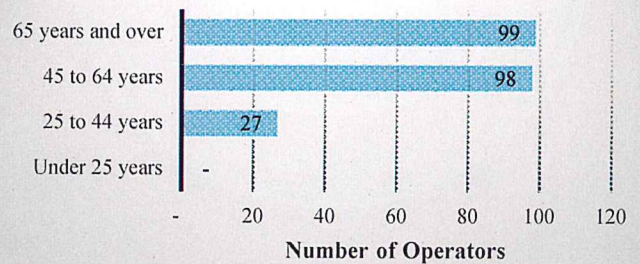
Farms and Ranches by Chapter



Farms and Ranches by Economic Size



All Operators by Age Group



Navajo Mountain		2012
Number of Farms and Ranches		154
Land in farms and ranches, acres		29,991
Market value of agricultural products sold, \$1,000		\$ 741
Crops, including nursery and greenhouse crops, \$1,000		\$ 596
Livestock, poultry, and their products, \$1,000		\$ 144
Market value of agricultural products sold, Average per farm dollars		\$ 4,810
Total farm production expenses, \$1,000		\$ 988
Average age of: All operators		60



U.S. Department of Agriculture
National Agricultural Statistics Service

www.agcensus.usda.gov
1-800-645-7286

2012 CENSUS OF AGRICULTURE



Navajo Mountain Livestock		2012
Cattle and calves inventory, farms		88
Cattle and calves inventory, number		682
Beef cows, farms		29
Beef cows, number		180
Sheep and lambs inventory, farms		117
Sheep and lambs inventory, number		2,060
Total horses and ponies inventory, farms		84
Total horses and ponies inventory, number		359
Goats, all inventory, farms		100
Goats, all inventory, number		1,105

Navajo Mountain Crops		2012
Corn, traditional, farms		59
Corn, traditional, acres		206
Forage-land used for all hay and haylage, grass silage, and green chop, farms		-
Forage-land used for all hay and haylage, grass silage, and green chop, acres		-
Forage-land used for all hay and haylage, grass silage, and green chop, tons, dry		-
Land in vegetables, farms		66
Land in vegetables, acres		101
Cantaloupes, farms		20
Cantaloupes, acres		10
Honeydew melons, farms		5
Honeydew melons, acres		(D)
Squash, all, farms		62
Squash, all, acres		48
Watermelons, farms		52
Watermelons, acres		35

Navajo Mountain Demographics		2012
Operators		224
Male		108
Female		116
Average age of: All operators		60
Under 25 years	(number of operators)	-
25 to 44 years	(number of operators)	27
45 to 64 years	(number of operators)	98
65 years and over	(number of operators)	99



U.S. Department of Agriculture
National Agricultural Statistics Service

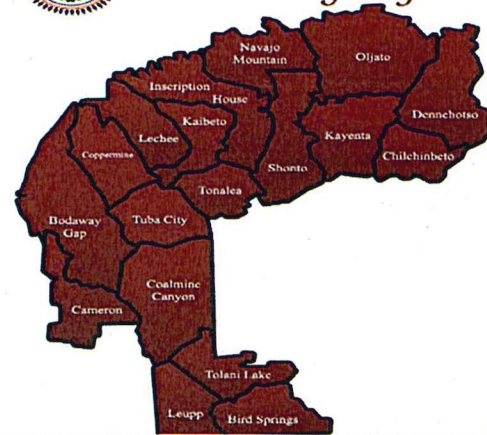
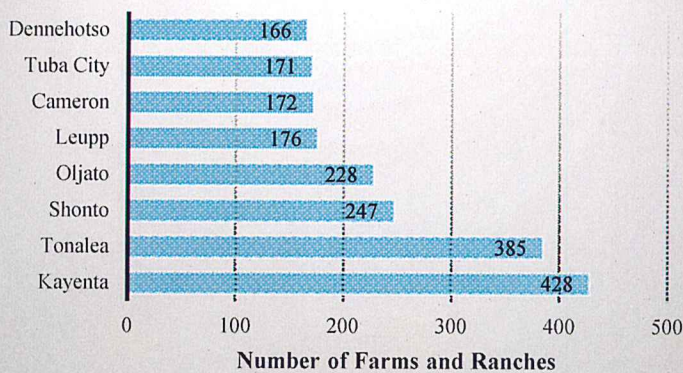
www.agcensus.usda.gov
1-800-645-7286

2012 CENSUS OF AGRICULTURE

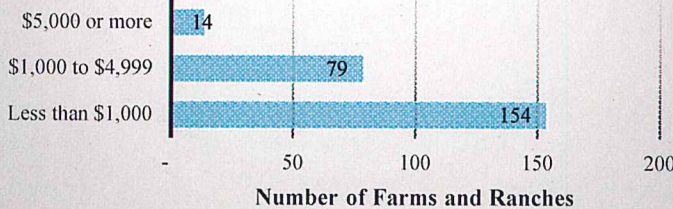


Navajo Nation: Shonto


Farms and Ranches by Chapter



Farms and Ranches by Economic Size



All Operators by Age Group



Shonto

	2012
Number of Farms and Ranches	247
Land in farms and ranches, acres	18,021
Market value of agricultural products sold, \$1,000	\$ 383
Crops, including nursery and greenhouse crops, \$1,000	\$ 237
Livestock, poultry, and their products, \$1,000	\$ 145
Market value of agricultural products sold, Average per farm dollars	\$ 1,549
Total farm production expenses, \$1,000	\$ 1,511
Average age of: All operators	60



U.S. Department of Agriculture
National Agricultural Statistics Service

www.agcensus.usda.gov
1-800-645-7286

2012 CENSUS OF AGRICULTURE



Shonto Livestock		2012
Cattle and calves inventory, farms		99
Cattle and calves inventory, number		764
Beef cows, farms		75
Beef cows, number		559
Sheep and lambs inventory, farms		174
Sheep and lambs inventory, number		2,821
Total horses and ponies inventory, farms		110
Total horses and ponies inventory, number		431
Goats, all inventory, farms		81
Goats, all inventory, number		1,256

Shonto Crops		2012
Corn, traditional, farms		77
Corn, traditional, acres		96
Forage-land used for all hay and haylage, grass silage, and green chop, farms		1
Forage-land used for all hay and haylage, grass silage, and green chop, acres		(D)
Forage-land used for all hay and haylage, grass silage, and green chop, tons, dry		(D)
Land in vegetables, farms		37
Land in vegetables, acres		39
Cantaloupes, farms		3
Cantaloupes, acres		(D)
Honeydew melons, farms		2
Honeydew melons, acres		(D)
Squash, all, farms		37
Squash, all, acres		21
Watermelons, farms		25
Watermelons, acres		15

Shonto Demographics		2012
Operators		371
Male		161
Female		210
Average age of: All operators		60
Under 25 years	(number of operators)	9
25 to 44 years	(number of operators)	59
45 to 64 years	(number of operators)	152
65 years and over	(number of operators)	151



U.S. Department of Agriculture
National Agricultural Statistics Service

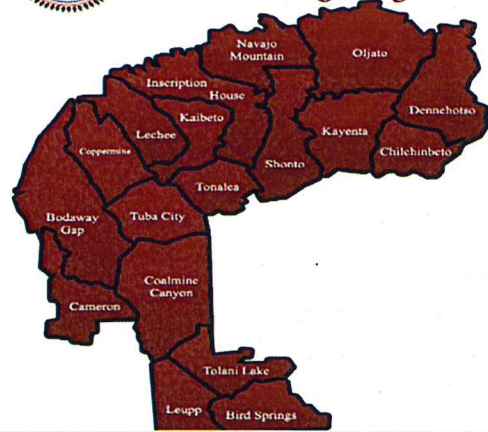
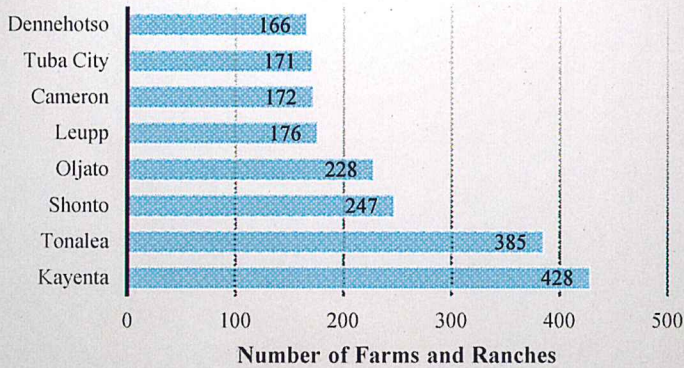
www.agcensus.usda.gov
1-800-645-7286

2012 CENSUS OF AGRICULTURE

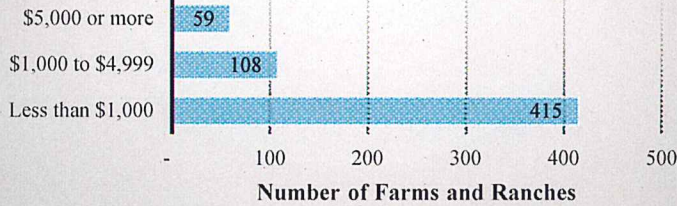


Navajo Nation: Dist 3

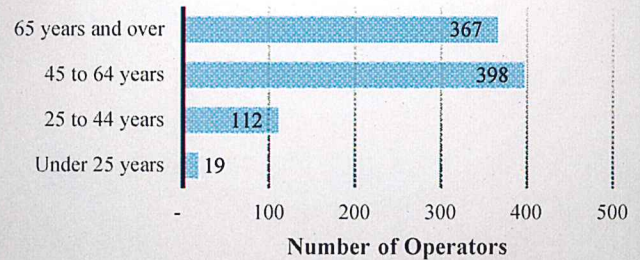
Farms and Ranches by Chapter



Farms and Ranches by Economic Size



All Operators by Age Group



Dist 3	2012
Number of Farms and Ranches	582
Land in farms and ranches, acres	105,133
Market value of agricultural products sold, \$1,000	\$ 1,220
Crops, including nursery and greenhouse crops, \$1,000	\$ 552
Livestock, poultry, and their products, \$1,000	\$ 668
Market value of agricultural products sold, Average per farm dollars	\$ 2,097
Total farm production expenses, \$1,000	\$ 3,643
Average age of: All operators	60



U.S. Department of Agriculture
National Agricultural Statistics Service

www.agcensus.usda.gov
1-800-645-7286

2012 CENSUS OF AGRICULTURE



Dist 3 Livestock	2012
Cattle and calves inventory, farms	281
Cattle and calves inventory, number	4,463
Beef cows, farms	240
Beef cows, number	3,035
Sheep and lambs inventory, farms	366
Sheep and lambs inventory, number	9,772
Total horses and ponies inventory, farms	327
Total horses and ponies inventory, number	1,365
Goats, all inventory, farms	239
Goats, all inventory, number	2,829

Dist 3 Crops	2012
Corn, traditional, farms	63
Corn, traditional, acres	180
Forage-land used for all hay and haylage, grass silage, and green chop, farms	-
Forage-land used for all hay and haylage, grass silage, and green chop, acres	-
Forage-land used for all hay and haylage, grass silage, and green chop, tons, dry	-
Land in vegetables, farms	58
Land in vegetables, acres	86
Cantaloupes, farms	9
Cantaloupes, acres	6
Honeydew melons, farms	6
Honeydew melons, acres	2
Squash, all, farms	53
Squash, all, acres	43
Watermelons, farms	57
Watermelons, acres	37

Dist 3 Demographics	2012
Operators	896
Male	415
Female	481
Average age of: All operators	60
Under 25 years (number of operators)	19
25 to 44 years (number of operators)	112
45 to 64 years (number of operators)	398
65 years and over (number of operators)	367



U.S. Department of Agriculture
National Agricultural Statistics Service

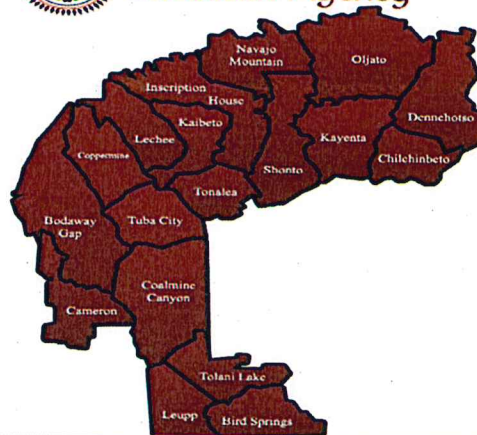
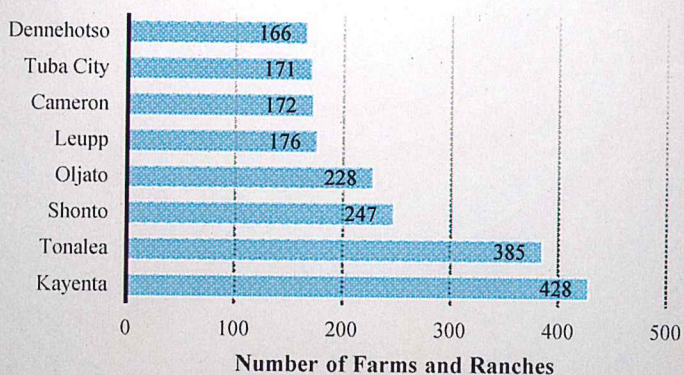
www.agcensus.usda.gov
1-800-645-7286

2012 CENSUS OF AGRICULTURE

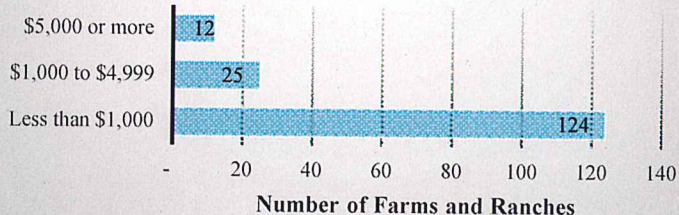


Navajo Nation: Bodaway Gap


Farms and Ranches by Chapter



Farms and Ranches by Economic Size



All Operators by Age Group



Bodaway Gap

	2012
Number of Farms and Ranches	161
Land in farms and ranches, acres	6,835
Market value of agricultural products sold, \$1,000	\$ 253
Crops, including nursery and greenhouse crops, \$1,000	\$ 63
Livestock, poultry, and their products, \$1,000	\$ 190
Market value of agricultural products sold, Average per farm dollars	\$ 1,572
Total farm production expenses, \$1,000	\$ 1,077
Average age of: All operators	62



U.S. Department of Agriculture
National Agricultural Statistics Service

www.agcensus.usda.gov
1-800-645-7286

2012 CENSUS OF AGRICULTURE



Bodaway Gap Livestock		2012
Cattle and calves inventory, farms		87
Cattle and calves inventory, number		1,409
Beef cows, farms		67
Beef cows, number		860
Sheep and lambs inventory, farms		113
Sheep and lambs inventory, number		3,854
Total horses and ponies inventory, farms		83
Total horses and ponies inventory, number		300
Goats, all inventory, farms		82
Goats, all inventory, number		1,215

Bodaway Gap Crops		2012
Corn, traditional, farms		16
Corn, traditional, acres		92
Forage-land used for all hay and haylage, grass silage, and green chop, farms		-
Forage-land used for all hay and haylage, grass silage, and green chop, acres		-
Forage-land used for all hay and haylage, grass silage, and green chop, tons, dry		-
Land in vegetables, farms		6
Land in vegetables, acres		10
Cantaloupes, farms		1
Cantaloupes, acres		(D)
Honeydew melons, farms		3
Honeydew melons, acres		(D)
Squash, all, farms		6
Squash, all, acres		4
Watermelons, farms		6
Watermelons, acres		3

Bodaway Gap Demographics		2012
Operators		241
Male		109
Female		132
Average age of: All operators		62
Under 25 years	(number of operators)	-
25 to 44 years	(number of operators)	27
45 to 64 years	(number of operators)	106
65 years and over	(number of operators)	108



U.S. Department of Agriculture
National Agricultural Statistics Service

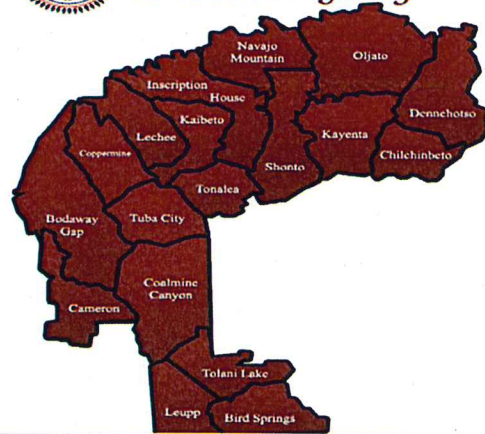
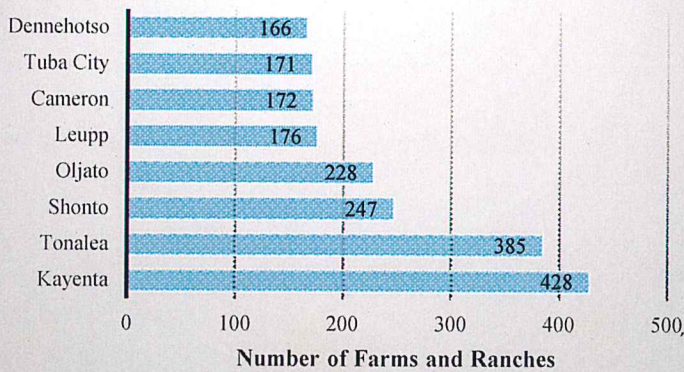
www.agcensus.usda.gov
1-800-645-7286

2012 CENSUS OF AGRICULTURE

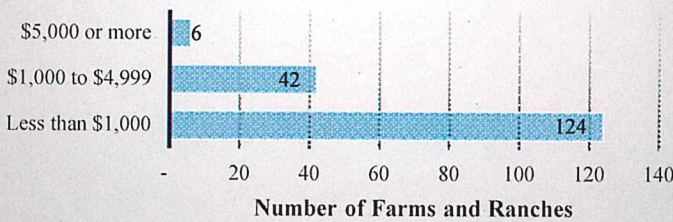


Navajo Nation: Cameron


Farms and Ranches by Chapter



Farms and Ranches by Economic Size



All Operators by Age Group



Cameron		2012
Number of Farms and Ranches		172
Land in farms and ranches, acres		32,142
Market value of agricultural products sold, \$1,000		\$ 165
Crops, including nursery and greenhouse crops, \$1,000		\$ 41
Livestock, poultry, and their products, \$1,000		\$ 124
Market value of agricultural products sold, Average per farm dollars		\$ 957
Total farm production expenses, \$1,000		\$ 1,085
Average age of: All operators		57



U.S. Department of Agriculture
National Agricultural Statistics Service

www.agcensus.usda.gov
1-800-645-7286

2012 CENSUS OF AGRICULTURE



Cameron Livestock	2012
Cattle and calves inventory, farms	81
Cattle and calves inventory, number	990
Beef cows, farms	77
Beef cows, number	752
Sheep and lambs inventory, farms	118
Sheep and lambs inventory, number	2,666
Total horses and ponies inventory, farms	97
Total horses and ponies inventory, number	456
Goats, all inventory, farms	73
Goats, all inventory, number	682

Cameron Crops	2012
Corn, traditional, farms	13
Corn, traditional, acres	7
Forage-land used for all hay and haylage, grass silage, and green chop, farms	-
Forage-land used for all hay and haylage, grass silage, and green chop, acres	-
Forage-land used for all hay and haylage, grass silage, and green chop, tons, dry	-
Land in vegetables, farms	21
Land in vegetables, acres	15
Cantaloupes, farms	4
Cantaloupes, acres	1
Honeydew melons, farms	1
Honeydew melons, acres	(D)
Squash, all, farms	21
Squash, all, acres	6
Watermelons, farms	21
Watermelons, acres	5

Cameron Demographics	2012
Operators	298
Male	144
Female	154
Average age of: All operators	57
Under 25 years (number of operators)	17
25 to 44 years (number of operators)	49
45 to 64 years (number of operators)	131
65 years and over (number of operators)	101



U.S. Department of Agriculture
National Agricultural Statistics Service

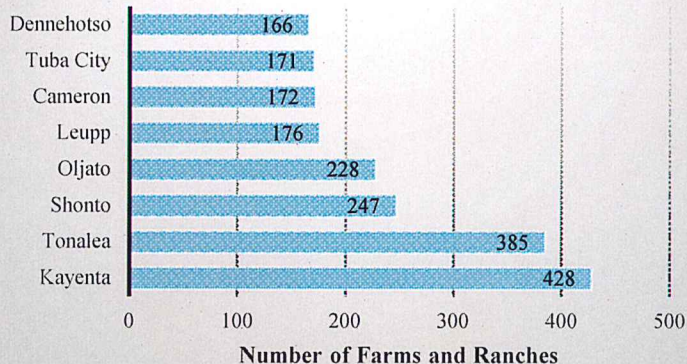
www.agcensus.usda.gov
1-800-645-7286

2012 CENSUS OF AGRICULTURE

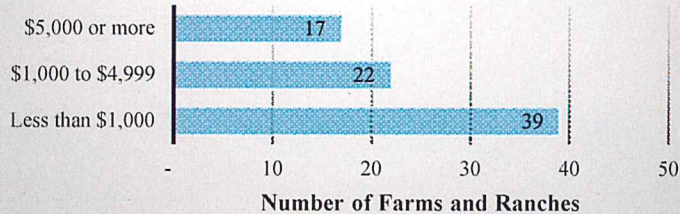


Navajo Nation: Coalmine Mesa


Farms and Ranches by Chapter



Farms and Ranches by Economic Size



All Operators by Age Group



Coalmine Mesa	2012
Number of Farms and Ranches	78
Land in farms and ranches, acres	64,602
Market value of agricultural products sold, \$1,000	\$ 283
Crops, including nursery and greenhouse crops, \$1,000	\$ 56
Livestock, poultry, and their products, \$1,000	\$ 228
Market value of agricultural products sold, Average per farm dollars	\$ 3,631
Total farm production expenses, \$1,000	\$ 559
Average age of: All operators	59



U.S. Department of Agriculture
National Agricultural Statistics Service

www.agcensus.usda.gov
1-800-645-7286

2012 CENSUS OF AGRICULTURE



Coalmine Mesa Livestock		2012
Cattle and calves inventory, farms		39
Cattle and calves inventory, number		583
Beef cows, farms		29
Beef cows, number		465
Sheep and lambs inventory, farms		37
Sheep and lambs inventory, number		1,785
Total horses and ponies inventory, farms		52
Total horses and ponies inventory, number		265
Goats, all inventory, farms		20
Goats, all inventory, number		482

Coalmine Mesa Crops		2012
Corn, traditional, farms		18
Corn, traditional, acres		31
Forage-land used for all hay and haylage, grass silage, and green chop, farms		-
Forage-land used for all hay and haylage, grass silage, and green chop, acres		-
Forage-land used for all hay and haylage, grass silage, and green chop, tons, dry		-
Land in vegetables, farms		10
Land in vegetables, acres		7
Cantaloupes, farms		-
Cantaloupes, acres		-
Honeydew melons, farms		-
Honeydew melons, acres		-
Squash, all, farms		10
Squash, all, acres		4
Watermelons, farms		10
Watermelons, acres		4

Coalmine Mesa Demographics		2012
Operators		108
Male		57
Female		51
Average age of: All operators		59
Under 25 years	(number of operators)	-
25 to 44 years	(number of operators)	7
45 to 64 years	(number of operators)	66
65 years and over	(number of operators)	35



U.S. Department of Agriculture
National Agricultural Statistics Service

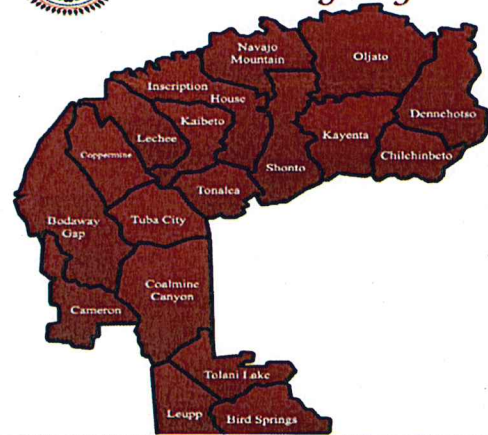
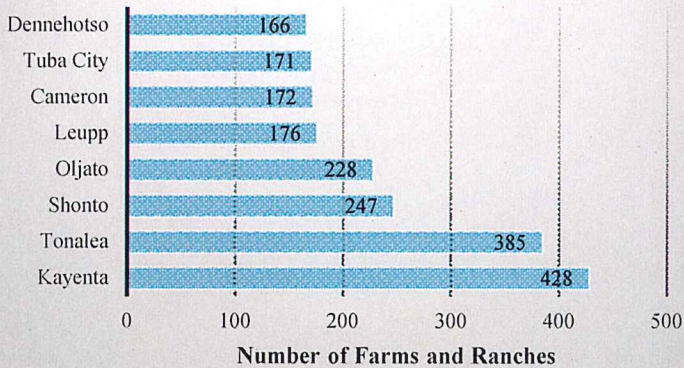
www.agcensus.usda.gov
1-800-645-7286

2012 CENSUS OF AGRICULTURE

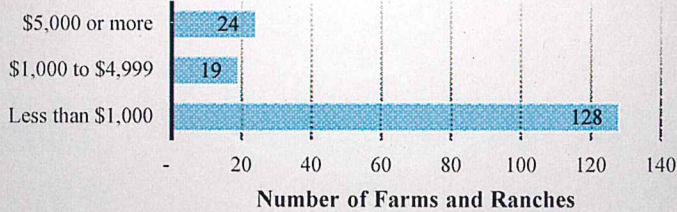


Navajo Nation: Tuba City


Farms and Ranches by Chapter



Farms and Ranches by Economic Size



All Operators by Age Group



Tuba City	2012
Number of Farms and Ranches	171
Land in farms and ranches, acres	1,554
Market value of agricultural products sold, \$1,000	\$ 519
Crops, including nursery and greenhouse crops, \$1,000	\$ 393
Livestock, poultry, and their products, \$1,000	\$ 126
Market value of agricultural products sold, Average per farm dollars	\$ 3,038
Total farm production expenses, \$1,000	\$ 922
Average age of: All operators	62



U.S. Department of Agriculture
National Agricultural Statistics Service

www.agcensus.usda.gov
1-800-645-7286

2012 CENSUS OF AGRICULTURE



Tuba City Livestock	2012
Cattle and calves inventory, farms	74
Cattle and calves inventory, number	1,481
Beef cows, farms	67
Beef cows, number	958
Sheep and lambs inventory, farms	98
Sheep and lambs inventory, number	1,467
Total horses and ponies inventory, farms	95
Total horses and ponies inventory, number	344
Goats, all inventory, farms	64
Goats, all inventory, number	450

Tuba City Crops	2012
Corn, traditional, farms	16
Corn, traditional, acres	50
Forage-land used for all hay and haylage, grass silage, and green chop, farms	-
Forage-land used for all hay and haylage, grass silage, and green chop, acres	-
Forage-land used for all hay and haylage, grass silage, and green chop, tons, dry	-
Land in vegetables, farms	21
Land in vegetables, acres	54
Cantaloupes, farms	4
Cantaloupes, acres	(D)
Honeydew melons, farms	2
Honeydew melons, acres	(D)
Squash, all, farms	16
Squash, all, acres	29
Watermelons, farms	20
Watermelons, acres	25

Tuba City Demographics	2012
Operators	249
Male	105
Female	144
Average age of: All operators	62
Under 25 years (number of operators)	2
25 to 44 years (number of operators)	29
45 to 64 years (number of operators)	95
65 years and over (number of operators)	123



U.S. Department of Agriculture
National Agricultural Statistics Service

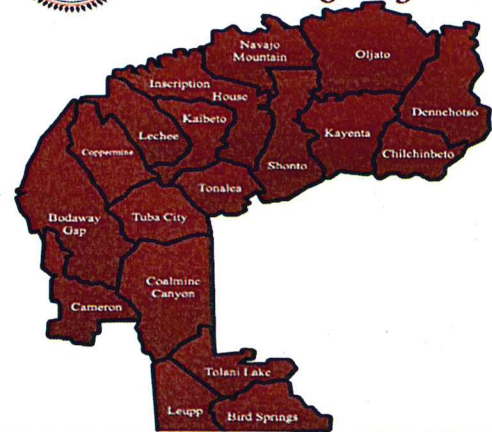
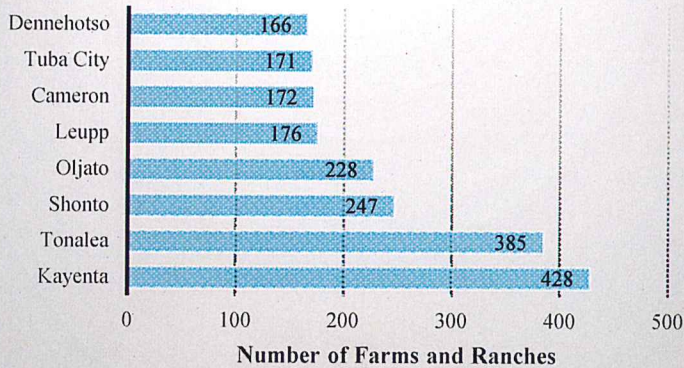
www.agcensus.usda.gov
1-800-645-7286

2012 CENSUS OF AGRICULTURE

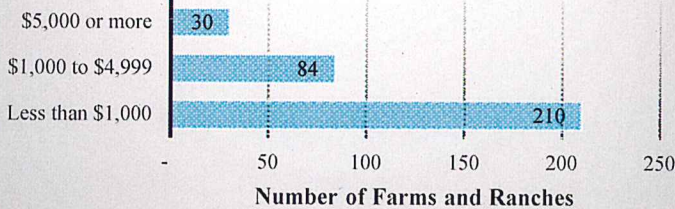


Navajo Nation: Dist 5

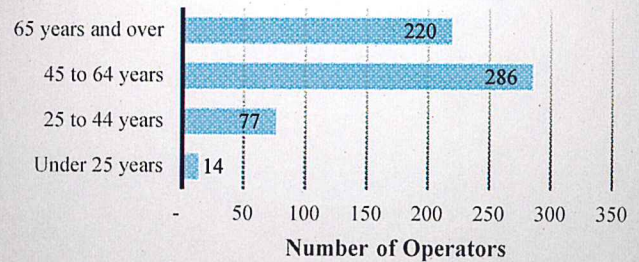
Farms and Ranches by Chapter



Farms and Ranches by Economic Size



All Operators by Age Group



Dist 5

	2012
Number of Farms and Ranches	324
Land in farms and ranches, acres	18,385
Market value of agricultural products sold, \$1,000	\$ 525
Crops, including nursery and greenhouse crops, \$1,000	\$ 56
Livestock, poultry, and their products, \$1,000	\$ 469
Market value of agricultural products sold, Average per farm dollars	\$ 1,621
Total farm production expenses, \$1,000	\$ 1,848
Average age of: All operators	59



U.S. Department of Agriculture
National Agricultural Statistics Service

www.agcensus.usda.gov
1-800-645-7286

2012 CENSUS OF AGRICULTURE



Dist 5 Livestock	2012
Cattle and calves inventory, farms	163
Cattle and calves inventory, number	1,690
Beef cows, farms	150
Beef cows, number	1,282
Sheep and lambs inventory, farms	206
Sheep and lambs inventory, number	3,267
Total horses and ponies inventory, farms	241
Total horses and ponies inventory, number	1,106
Goats, all inventory, farms	133
Goats, all inventory, number	1,337

Dist 5 Crops	2012
Corn, traditional, farms	19
Corn, traditional, acres	14
Forage-land used for all hay and haylage, grass silage, and green chop, farms	-
Forage-land used for all hay and haylage, grass silage, and green chop, acres	-
Forage-land used for all hay and haylage, grass silage, and green chop, tons, dry	-
Land in vegetables, farms	18
Land in vegetables, acres	17
Cantaloupes, farms	13
Cantaloupes, acres	6
Honeydew melons, farms	-
Honeydew melons, acres	-
Squash, all, farms	10
Squash, all, acres	5
Watermelons, farms	10
Watermelons, acres	5

Dist 5 Demographics	2012
Operators	597
Male	304
Female	293
Average age of: All operators	59
Under 25 years (number of operators)	14
25 to 44 years (number of operators)	77
45 to 64 years (number of operators)	286
65 years and over (number of operators)	220



U.S. Department of Agriculture
National Agricultural Statistics Service

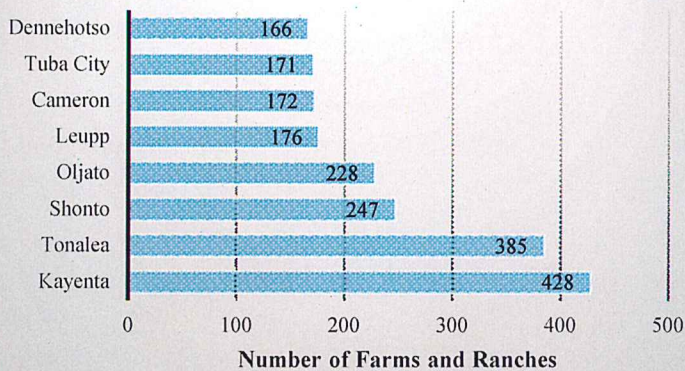
www.agcensus.usda.gov
1-800-645-7286

2012 CENSUS OF AGRICULTURE

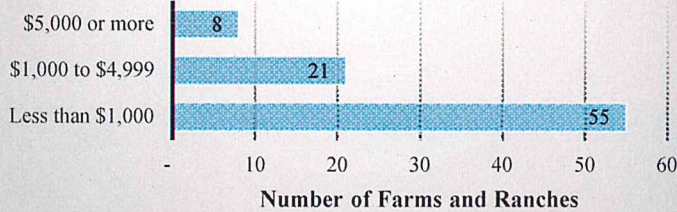


Navajo Nation: Birdsprings


Farms and Ranches by Chapter



Farms and Ranches by Economic Size



All Operators by Age Group



Birdsprings

2012

Number of Farms and Ranches	84
Land in farms and ranches, acres	108
Market value of agricultural products sold, \$1,000	\$ 131
Crops, including nursery and greenhouse crops, \$1,000	\$ 43
Livestock, poultry, and their products, \$1,000	\$ 88
Market value of agricultural products sold, Average per farm dollars	\$ 1,557
Total farm production expenses, \$1,000	\$ 416
Average age of: All operators	58



U.S. Department of Agriculture
National Agricultural Statistics Service

www.agcensus.usda.gov
1-800-645-7286

2012 CENSUS OF AGRICULTURE



Birdsprings Livestock	2012
Cattle and calves inventory, farms	41
Cattle and calves inventory, number	331
Beef cows, farms	40
Beef cows, number	252
Sheep and lambs inventory, farms	56
Sheep and lambs inventory, number	638
Total horses and ponies inventory, farms	71
Total horses and ponies inventory, number	277
Goats, all inventory, farms	43
Goats, all inventory, number	381

Birdsprings Crops	2012
Corn, traditional, farms	9
Corn, traditional, acres	8
Forage-land used for all hay and haylage, grass silage, and green chop, farms	-
Forage-land used for all hay and haylage, grass silage, and green chop, acres	-
Forage-land used for all hay and haylage, grass silage, and green chop, tons, dry	-
Land in vegetables, farms	7
Land in vegetables, acres	11
Cantaloupes, farms	6
Cantaloupes, acres	3
Honeydew melons, farms	-
Honeydew melons, acres	-
Squash, all, farms	6
Squash, all, acres	3
Watermelons, farms	6
Watermelons, acres	3

Birdsprings Demographics	2012
Operators	163
Male	75
Female	88
Average age of: All operators	58
Under 25 years (number of operators)	4
25 to 44 years (number of operators)	16
45 to 64 years (number of operators)	93
65 years and over (number of operators)	50



U.S. Department of Agriculture
National Agricultural Statistics Service

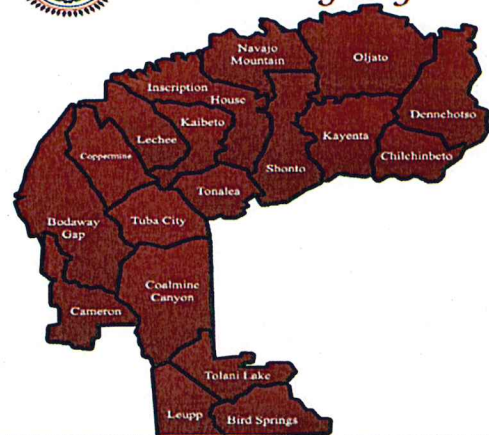
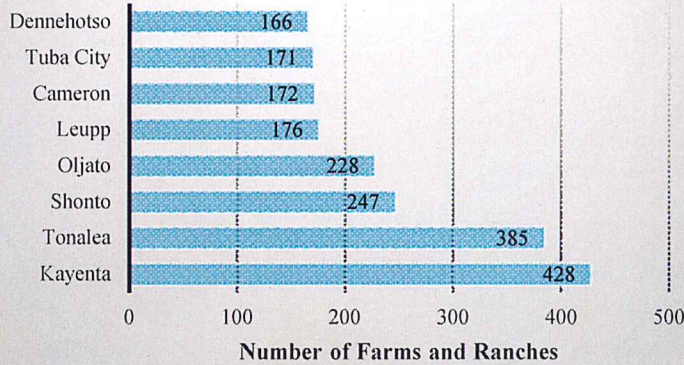
www.agcensus.usda.gov
1-800-645-7286

2012 CENSUS OF AGRICULTURE

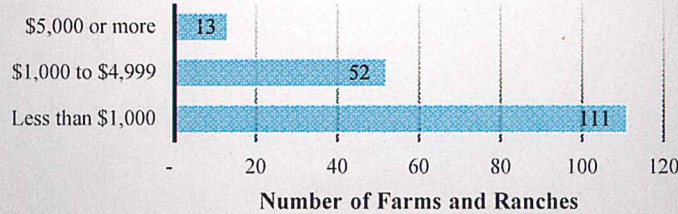


Navajo Nation: Leupp


Farms and Ranches by Chapter



Farms and Ranches by Economic Size



All Operators by Age Group



Leupp		2012
Number of Farms and Ranches		176
Land in farms and ranches, acres		17,423
Market value of agricultural products sold, \$1,000		\$ 284
Crops, including nursery and greenhouse crops, \$1,000		\$ 13
Livestock, poultry, and their products, \$1,000		\$ 271
Market value of agricultural products sold, Average per farm dollars		\$ 1,613
Total farm production expenses, \$1,000		\$ 917
Average age of: All operators		58



U.S. Department of Agriculture
National Agricultural Statistics Service

www.agcensus.usda.gov
1-800-645-7286

2012 CENSUS OF AGRICULTURE



Leupp Livestock		2012
Cattle and calves inventory, farms		93
Cattle and calves inventory, number		966
Beef cows, farms		89
Beef cows, number		774
Sheep and lambs inventory, farms		105
Sheep and lambs inventory, number		2,057
Total horses and ponies inventory, farms		121
Total horses and ponies inventory, number		532
Goats, all inventory, farms		59
Goats, all inventory, number		573

Leupp Crops		2012
Corn, traditional, farms		10
Corn, traditional, acres		5
Forage-land used for all hay and haylage, grass silage, and green chop, farms		-
Forage-land used for all hay and haylage, grass silage, and green chop, acres		-
Forage-land used for all hay and haylage, grass silage, and green chop, tons, dry		-
Land in vegetables, farms		11
Land in vegetables, acres		5
Cantaloupes, farms		7
Cantaloupes, acres		3
Honeydew melons, farms		-
Honeydew melons, acres		-
Squash, all, farms		4
Squash, all, acres		1
Watermelons, farms		4
Watermelons, acres		1

Leupp Demographics		2012
Operators		318
Male		161
Female		157
Average age of: All operators		58
Under 25 years	(number of operators)	9
25 to 44 years	(number of operators)	46
45 to 64 years	(number of operators)	135
65 years and over	(number of operators)	128



U.S. Department of Agriculture
National Agricultural Statistics Service

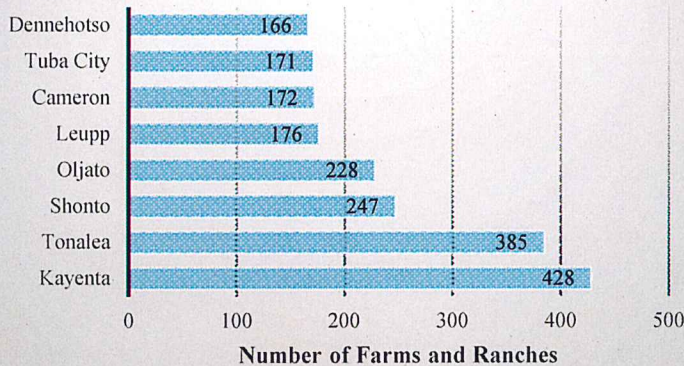
www.agcensus.usda.gov
1-800-645-7286

2012 CENSUS OF AGRICULTURE




Navajo Nation: Tolani Lake


Farms and Ranches by Chapter



Farms and Ranches by Economic Size



All Operators by Age Group



Tolani Lake		2012
Number of Farms and Ranches		64
Land in farms and ranches, acres		854
Market value of agricultural products sold, \$1,000		\$ 111
Crops, including nursery and greenhouse crops, \$1,000		\$ -
Livestock, poultry, and their products, \$1,000		\$ 111
Market value of agricultural products sold, Average per farm dollars		\$ 1,728
Total farm production expenses, \$1,000		\$ 515
Average age of: All operators		59



U.S. Department of Agriculture
National Agricultural Statistics Service

www.agcensus.usda.gov
1-800-645-7286

2012 CENSUS OF AGRICULTURE



Tolani Lake Livestock	2012
Cattle and calves inventory, farms	29
Cattle and calves inventory, number	393
Beef cows, farms	21
Beef cows, number	256
Sheep and lambs inventory, farms	45
Sheep and lambs inventory, number	572
Total horses and ponies inventory, farms	49
Total horses and ponies inventory, number	297
Goats, all inventory, farms	31
Goats, all inventory, number	383

Tolani Lake Crops	2012
Corn, traditional, farms	-
Corn, traditional, acres	-
Forage-land used for all hay and haylage, grass silage, and green chop, farms	-
Forage-land used for all hay and haylage, grass silage, and green chop, acres	-
Forage-land used for all hay and haylage, grass silage, and green chop, tons, dry	-
Land in vegetables, farms	-
Land in vegetables, acres	-
Cantaloupes, farms	-
Cantaloupes, acres	-
Honeydew melons, farms	-
Honeydew melons, acres	-
Squash, all, farms	-
Squash, all, acres	-
Watermelons, farms	-
Watermelons, acres	-

Tolani Lake Demographics	2012
Operators	116
Male	68
Female	48
Average age of: All operators	59
Under 25 years (number of operators)	1
25 to 44 years (number of operators)	15
45 to 64 years (number of operators)	58
65 years and over (number of operators)	42



U.S. Department of Agriculture
National Agricultural Statistics Service

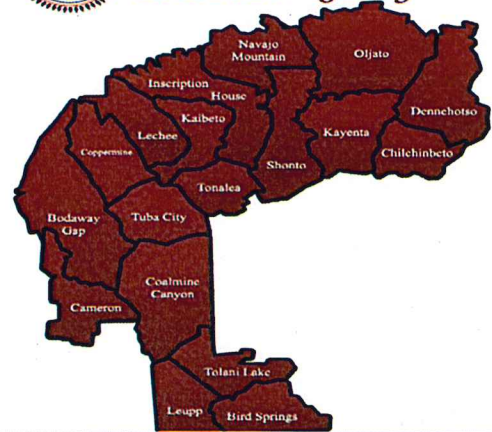
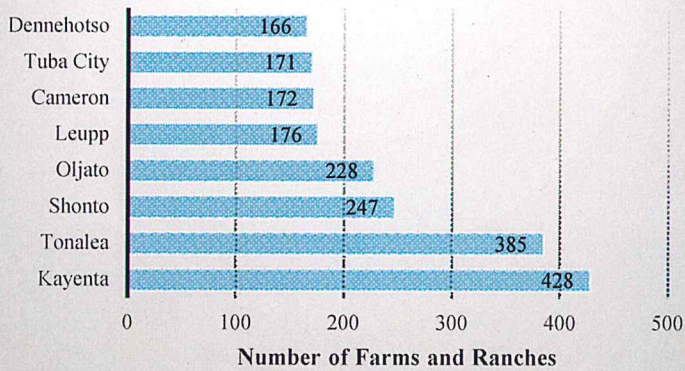
www.agcensus.usda.gov
1-800-645-7286

2012 CENSUS OF AGRICULTURE

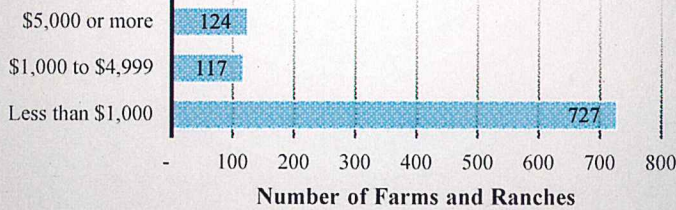


Navajo Nation: Dist 8


Farms and Ranches by Chapter



Farms and Ranches by Economic Size



All Operators by Age Group



Dist 8

2012

Number of Farms and Ranches	968
Land in farms and ranches, acres	41,382
Market value of agricultural products sold, \$1,000	\$ 2,613
Crops, including nursery and greenhouse crops, \$1,000	\$ 1,918
Livestock, poultry, and their products, \$1,000	\$ 695
Market value of agricultural products sold, Average per farm dollars	\$ 2,700
Total farm production expenses, \$1,000	\$ 6,371
Average age of: All operators	59



U.S. Department of Agriculture
National Agricultural Statistics Service

www.agcensus.usda.gov
1-800-645-7286

2012 CENSUS OF AGRICULTURE



Dist 8 Livestock	2012
Cattle and calves inventory, farms	443
Cattle and calves inventory, number	3,835
Beef cows, farms	424
Beef cows, number	3,239
Sheep and lambs inventory, farms	699
Sheep and lambs inventory, number	11,671
Total horses and ponies inventory, farms	643
Total horses and ponies inventory, number	2,770
Goats, all inventory, farms	537
Goats, all inventory, number	8,316

Dist 8 Crops	2012
Corn, traditional, farms	95
Corn, traditional, acres	188
Forage-land used for all hay and haylage, grass silage, and green chop, farms	1
Forage-land used for all hay and haylage, grass silage, and green chop, acres	(D)
Forage-land used for all hay and haylage, grass silage, and green chop, tons, dry	(D)
Land in vegetables, farms	143
Land in vegetables, acres	267
Cantaloupes, farms	46
Cantaloupes, acres	30
Honeydew melons, farms	8
Honeydew melons, acres	8
Squash, all, farms	122
Squash, all, acres	146
Watermelons, farms	99
Watermelons, acres	111

Dist 8 Demographics	2012
Operators	1,535
Male	699
Female	836
Average age of: All operators	59
Under 25 years (number of operators)	21
25 to 44 years (number of operators)	209
45 to 64 years (number of operators)	763
65 years and over (number of operators)	542



U.S. Department of Agriculture
National Agricultural Statistics Service

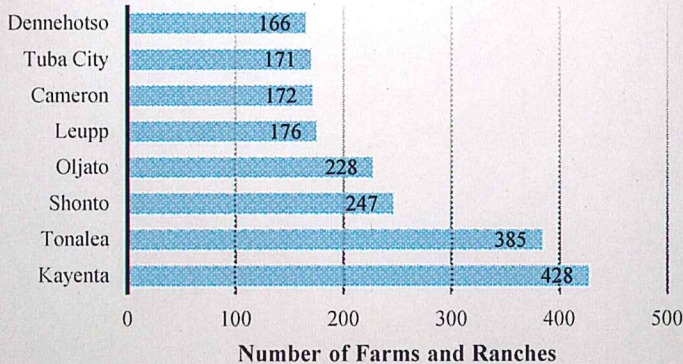
www.agcensus.usda.gov
1-800-645-7286

2012 CENSUS OF AGRICULTURE

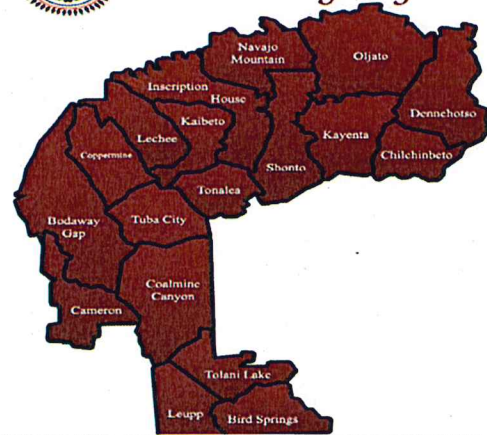


Navajo Nation: Chilchinbeto

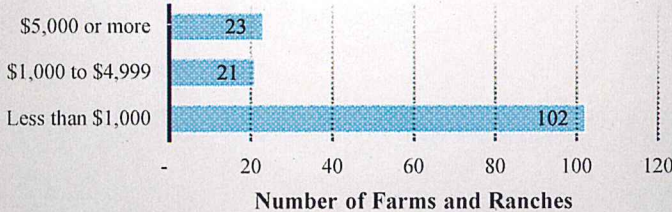
Farms and Ranches by Chapter




Ya 'at 'eeh
Western Agency



Farms and Ranches by Economic Size



All Operators by Age Group



Chilchinbeto		2012
Number of Farms and Ranches		146
Land in farms and ranches, acres		27,743
Market value of agricultural products sold, \$1,000		\$ 394
Crops, including nursery and greenhouse crops, \$1,000		\$ 306
Livestock, poultry, and their products, \$1,000		\$ 88
Market value of agricultural products sold, Average per farm dollars		\$ 2,699
Total farm production expenses, \$1,000		\$ 666
Average age of: All operators		58



U.S. Department of Agriculture
National Agricultural Statistics Service

www.agcensus.usda.gov
1-800-645-7286

2012 CENSUS OF AGRICULTURE



Chilchinbeto Livestock		2012
Cattle and calves inventory, farms		53
Cattle and calves inventory, number		569
Beef cows, farms		52
Beef cows, number		504
Sheep and lambs inventory, farms		83
Sheep and lambs inventory, number		1,141
Total horses and ponies inventory, farms		82
Total horses and ponies inventory, number		271
Goats, all inventory, farms		71
Goats, all inventory, number		859

Chilchinbeto Crops		2012
Corn, traditional, farms		21
Corn, traditional, acres		33
Forage-land used for all hay and haylage, grass silage, and green chop, farms		-
Forage-land used for all hay and haylage, grass silage, and green chop, acres		-
Forage-land used for all hay and haylage, grass silage, and green chop, tons, dry		-
Land in vegetables, farms		30
Land in vegetables, acres		36
Cantaloupes, farms		12
Cantaloupes, acres		17
Honeydew melons, farms		1
Honeydew melons, acres		(D)
Squash, all, farms		30
Squash, all, acres		23
Watermelons, farms		20
Watermelons, acres		13

Chilchinbeto Demographics		2012
Operators		250
Male		128
Female		122
Average age of: All operators		58
Under 25 years	(number of operators)	11
25 to 44 years	(number of operators)	45
45 to 64 years	(number of operators)	91
65 years and over	(number of operators)	103



U.S. Department of Agriculture
National Agricultural Statistics Service

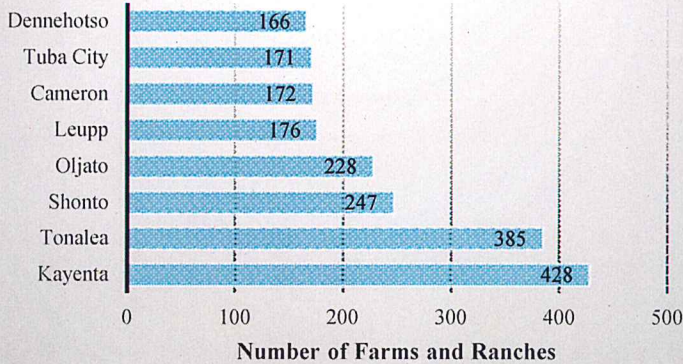
www.agcensus.usda.gov
1-800-645-7286

2012 CENSUS OF AGRICULTURE

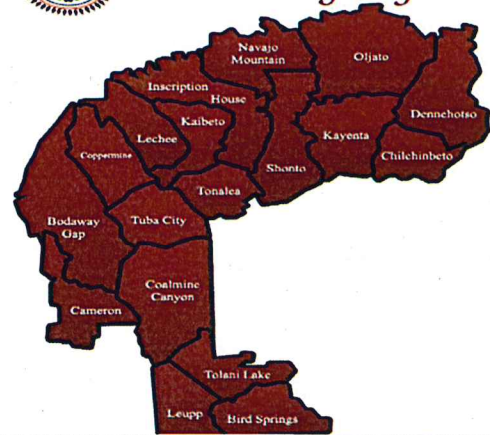


Navajo Nation: Dennehotso

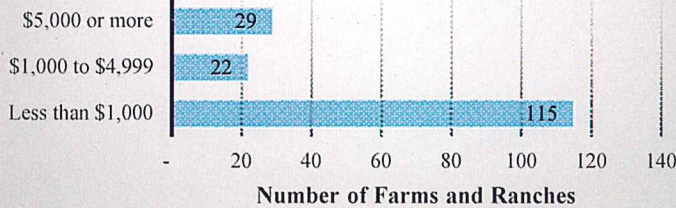
Farms and Ranches by Chapter




Ya 'at 'eeh
Western Agency



Farms and Ranches by Economic Size



All Operators by Age Group



Dennehotso		2012
Number of Farms and Ranches		166
Land in farms and ranches, acres		5,410
Market value of agricultural products sold, \$1,000		\$ 1,136
Crops, including nursery and greenhouse crops, \$1,000		\$ 1,020
Livestock, poultry, and their products, \$1,000		\$ 116
Market value of agricultural products sold, Average per farm dollars		\$ 6,845
Total farm production expenses, \$1,000		\$ 1,207
Average age of: All operators		61



U.S. Department of Agriculture
National Agricultural Statistics Service

www.agcensus.usda.gov
1-800-645-7286

2012 CENSUS OF AGRICULTURE



Dennehotso Livestock	2012
Cattle and calves inventory, farms	59
Cattle and calves inventory, number	560
Beef cows, farms	54
Beef cows, number	519
Sheep and lambs inventory, farms	107
Sheep and lambs inventory, number	1,675
Total horses and ponies inventory, farms	115
Total horses and ponies inventory, number	480
Goats, all inventory, farms	94
Goats, all inventory, number	1,781

Dennehotso Crops	2012
Corn, traditional, farms	11
Corn, traditional, acres	37
Forage-land used for all hay and haylage, grass silage, and green chop, farms	-
Forage-land used for all hay and haylage, grass silage, and green chop, acres	-
Forage-land used for all hay and haylage, grass silage, and green chop, tons, dry	-
Land in vegetables, farms	36
Land in vegetables, acres	121
Cantaloupes, farms	6
Cantaloupes, acres	2
Honeydew melons, farms	2
Honeydew melons, acres	(D)
Squash, all, farms	32
Squash, all, acres	87
Watermelons, farms	20
Watermelons, acres	58

Dennehotso Demographics	2012
Operators	255
Male	120
Female	135
Average age of: All operators	61
Under 25 years (number of operators)	1
25 to 44 years (number of operators)	17
45 to 64 years (number of operators)	139
65 years and over (number of operators)	98



U.S. Department of Agriculture
National Agricultural Statistics Service

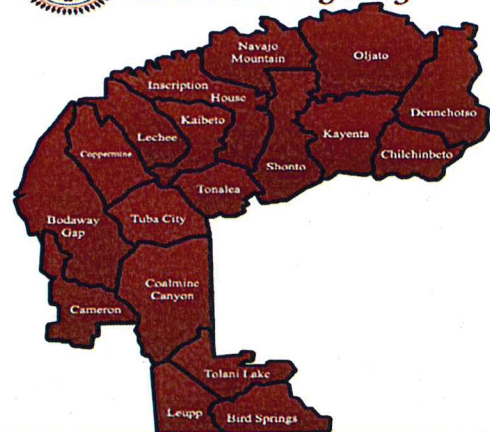
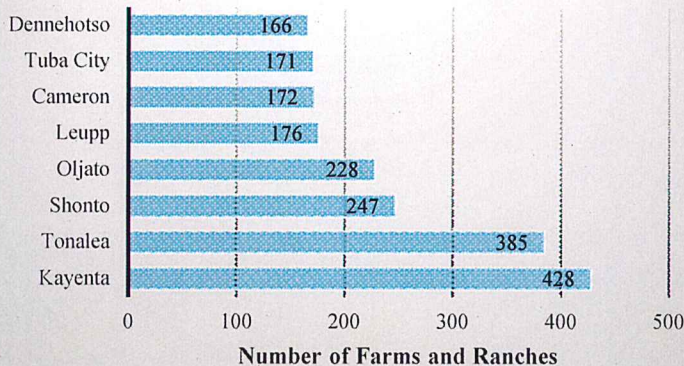
www.agcensus.usda.gov
1-800-645-7286

2012 CENSUS OF AGRICULTURE

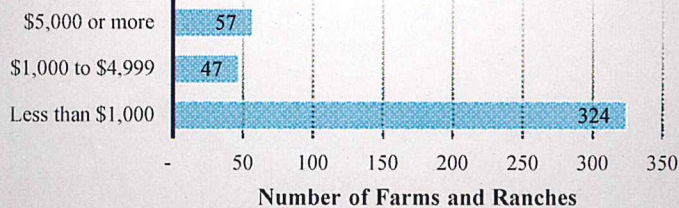


Navajo Nation: Kayenta


Farms and Ranches by Chapter



Farms and Ranches by Economic Size



All Operators by Age Group



Kayenta		2012
Number of Farms and Ranches		428
Land in farms and ranches, acres		2,231
Market value of agricultural products sold, \$1,000		\$ 809
Crops, including nursery and greenhouse crops, \$1,000		\$ 465
Livestock, poultry, and their products, \$1,000		\$ 344
Market value of agricultural products sold, Average per farm dollars		\$ 1,891
Total farm production expenses, \$1,000		\$ 2,705
Average age of: All operators		59



U.S. Department of Agriculture
National Agricultural Statistics Service

www.agcensus.usda.gov
1-800-645-7286

2012 CENSUS OF AGRICULTURE



Kayenta Livestock	2012
Cattle and calves inventory, farms	205
Cattle and calves inventory, number	1,461
Beef cows, farms	196
Beef cows, number	1,316
Sheep and lambs inventory, farms	317
Sheep and lambs inventory, number	5,560
Total horses and ponies inventory, farms	294
Total horses and ponies inventory, number	1,055
Goats, all inventory, farms	226
Goats, all inventory, number	3,253

Kayenta Crops	2012
Corn, traditional, farms	42
Corn, traditional, acres	71
Forage-land used for all hay and haylage, grass silage, and green chop, farms	-
Forage-land used for all hay and haylage, grass silage, and green chop, acres	-
Forage-land used for all hay and haylage, grass silage, and green chop, tons, dry	-
Land in vegetables, farms	64
Land in vegetables, acres	89
Cantaloupes, farms	23
Cantaloupes, acres	8
Honeydew melons, farms	5
Honeydew melons, acres	(D)
Squash, all, farms	54
Squash, all, acres	31
Watermelons, farms	48
Watermelons, acres	29

Kayenta Demographics	2012
Operators	667
Male	309
Female	358
Average age of: All operators	59
Under 25 years (number of operators)	8
25 to 44 years (number of operators)	85
45 to 64 years (number of operators)	364
65 years and over (number of operators)	210



U.S. Department of Agriculture
National Agricultural Statistics Service

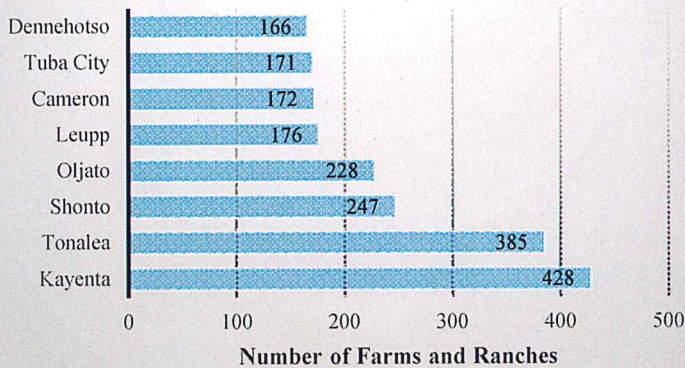
www.agcensus.usda.gov
1-800-645-7286

2012 CENSUS OF AGRICULTURE

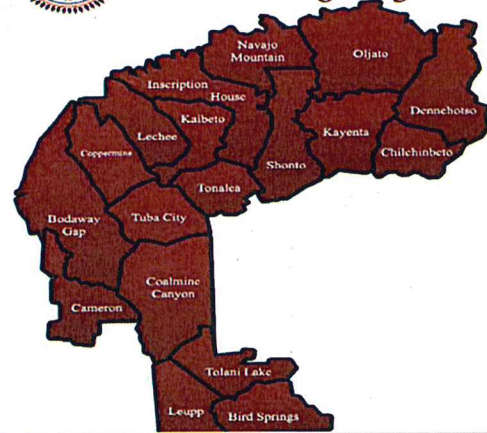


Navajo Nation: Oljato

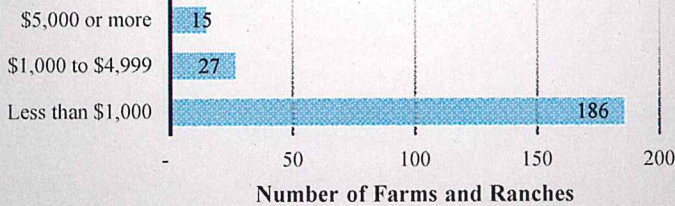
Farms and Ranches by Chapter




Ya 'at 'eeh
Western Agency



Farms and Ranches by Economic Size



All Operators by Age Group



Oljato		2012
Number of Farms and Ranches		228
Land in farms and ranches, acres		5,998
Market value of agricultural products sold, \$1,000		\$ 274
Crops, including nursery and greenhouse crops, \$1,000		\$ 127
Livestock, poultry, and their products, \$1,000		\$ 147
Market value of agricultural products sold, Average per farm dollars		\$ 1,200
Total farm production expenses, \$1,000		\$ 1,793
Average age of: All operators		58



U.S. Department of Agriculture
National Agricultural Statistics Service

www.agcensus.usda.gov
1-800-645-7286

2012 CENSUS OF AGRICULTURE



Oljato Livestock	2012
Cattle and calves inventory, farms	126
Cattle and calves inventory, number	1,245
Beef cows, farms	122
Beef cows, number	900
Sheep and lambs inventory, farms	192
Sheep and lambs inventory, number	3,295
Total horses and ponies inventory, farms	152
Total horses and ponies inventory, number	964
Goats, all inventory, farms	146
Goats, all inventory, number	2,423

Oljato Crops	2012
Corn, traditional, farms	21
Corn, traditional, acres	48
Forage-land used for all hay and haylage, grass silage, and green chop, farms	1
Forage-land used for all hay and haylage, grass silage, and green chop, acres	(D)
Forage-land used for all hay and haylage, grass silage, and green chop, tons, dry	(D)
Land in vegetables, farms	13
Land in vegetables, acres	22
Cantaloupes, farms	5
Cantaloupes, acres	3
Honeydew melons, farms	-
Honeydew melons, acres	-
Squash, all, farms	6
Squash, all, acres	4
Watermelons, farms	11
Watermelons, acres	11

Oljato Demographics	2012
Operators	363
Male	142
Female	221
Average age of: All operators	58
Under 25 years (number of operators)	1
25 to 44 years (number of operators)	62
45 to 64 years (number of operators)	169
65 years and over (number of operators)	131



U.S. Department of Agriculture
National Agricultural Statistics Service

www.agcensus.usda.gov
1-800-645-7286