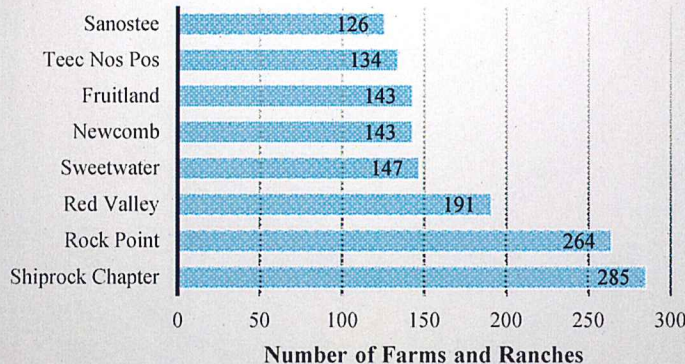


# 2012 CENSUS OF AGRICULTURE



## Navajo Nation: Shiprock Agency

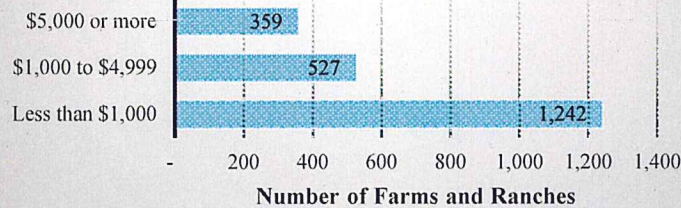
Farms and Ranches by Chapter




Ya 'at 'eeh  
Shiprock Agency



Farms and Ranches by Economic Size



All Operators by Age Group



### Shiprock Agency

	2012
Number of Farms and Ranches	2,128
Land in farms and ranches, acres	1,317,858
Market value of agricultural products sold, \$1,000	\$ 58,420
Crops, including nursery and greenhouse crops, \$1,000	\$ 55,310
Livestock, poultry, and their products, \$1,000	\$ 3,109
Market value of agricultural products sold, Average per farm dollars	\$ 27,453
Total farm production expenses, \$1,000	\$ 60,574
Average age of: All operators	58



U.S. Department of Agriculture  
National Agricultural Statistics Service

www.agcensus.usda.gov  
1-800-645-7286



# 2012 CENSUS OF AGRICULTURE



<b>Shiprock Agency Livestock</b>		<b>2012</b>
Cattle and calves inventory, farms		829
Cattle and calves inventory, number		12,293
Beef cows, farms		735
Beef cows, number		9,241
Sheep and lambs inventory, farms		1,238
Sheep and lambs inventory, number		19,345
Total horses and ponies inventory, farms		992
Total horses and ponies inventory, number		4,473
Goats, all inventory, farms		839
Goats, all inventory, number		10,361

<b>Shiprock Agency Crops</b>		<b>2012</b>
Corn, traditional, farms		406
Corn, traditional, acres		1,442
Forage-land used for all hay and haylage, grass silage, and green chop, farms		420
Forage-land used for all hay and haylage, grass silage, and green chop, acres		19,994
Forage-land used for all hay and haylage, grass silage, and green chop, tons, dry		(D)
Land in vegetables, farms		401
Land in vegetables, acres		8,108
Cantaloupes, farms		117
Cantaloupes, acres		(D)
Honeydew melons, farms		62
Honeydew melons, acres		66
Squash, all, farms		280
Squash, all, acres		245
Watermelons, farms		309
Watermelons, acres		263

<b>Shiprock Agency Demographics</b>		<b>2012</b>
Operators		3,423
Male		1,824
Female		1,599
Average age of: All operators		58
Under 25 years	(number of operators)	111
25 to 44 years	(number of operators)	539
45 to 64 years	(number of operators)	1,572
65 years and over	(number of operators)	1,201



U.S. Department of Agriculture  
National Agricultural Statistics Service

[www.agcensus.usda.gov](http://www.agcensus.usda.gov)  
1-800-645-7286

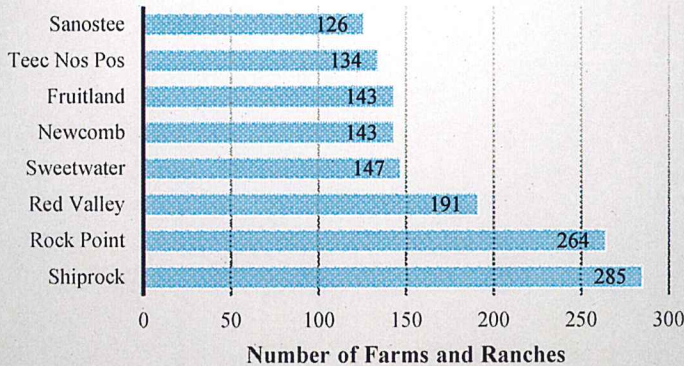


# 2012 CENSUS OF AGRICULTURE



## Navajo Nation: Dist 9

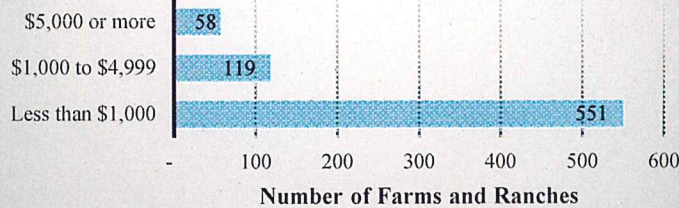
Farms and Ranches by Chapter




Ya'at'tech Shiprock Agency



Farms and Ranches by Economic Size



All Operators by Age Group



Dist 9	2012
Number of Farms and Ranches	728
Land in farms and ranches, acres	265,967
Market value of agricultural products sold, \$1,000	(D)
Crops, including nursery and greenhouse crops, \$1,000	\$ 572
Livestock, poultry, and their products, \$1,000	(D)
Market value of agricultural products sold, Average per farm dollars	(D)
Total farm production expenses, \$1,000	(D)
Average age of: All operators	58



U.S. Department of Agriculture  
National Agricultural Statistics Service

www.agcensus.usda.gov  
1-800-645-7286



# 2012 CENSUS OF AGRICULTURE



<b>Dist 9 Livestock</b>		<b>2012</b>
Cattle and calves inventory, farms		255
Cattle and calves inventory, number		3,327
Beef cows, farms		237
Beef cows, number		(D)
Sheep and lambs inventory, farms		500
Sheep and lambs inventory, number		7,950
Total horses and ponies inventory, farms		489
Total horses and ponies inventory, number		2,197
Goats, all inventory, farms		436
Goats, all inventory, number		6,521

<b>Dist 9 Crops</b>		<b>2012</b>
Corn, traditional, farms		33
Corn, traditional, acres		178
Forage-land used for all hay and haylage, grass silage, and green chop, farms		6
Forage-land used for all hay and haylage, grass silage, and green chop, acres		28
Forage-land used for all hay and haylage, grass silage, and green chop, tons, dry		146
Land in vegetables, farms		38
Land in vegetables, acres		114
Cantaloupes, farms		21
Cantaloupes, acres		8
Honeydew melons, farms		1
Honeydew melons, acres		(D)
Squash, all, farms		20
Squash, all, acres		28
Watermelons, farms		29
Watermelons, acres		29

<b>Dist 9 Demographics</b>		<b>2012</b>
Operators		1,289
Male		605
Female		684
Average age of: All operators		58
Under 25 years	(number of operators)	41
25 to 44 years	(number of operators)	210
45 to 64 years	(number of operators)	550
65 years and over	(number of operators)	488



U.S. Department of Agriculture  
National Agricultural Statistics Service

[www.agcensus.usda.gov](http://www.agcensus.usda.gov)  
1-800-645-7286

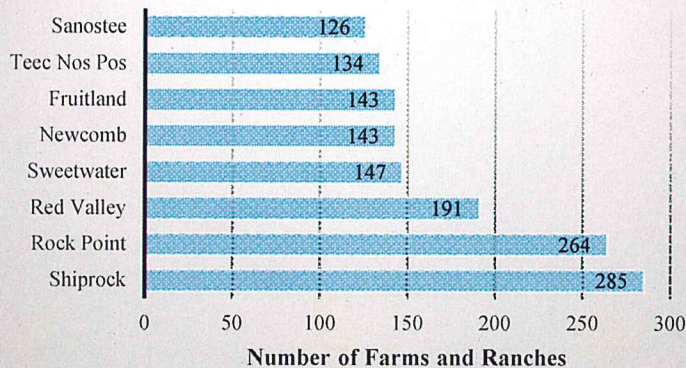


# 2012 CENSUS OF AGRICULTURE



## Navajo Nation: Mexican Water

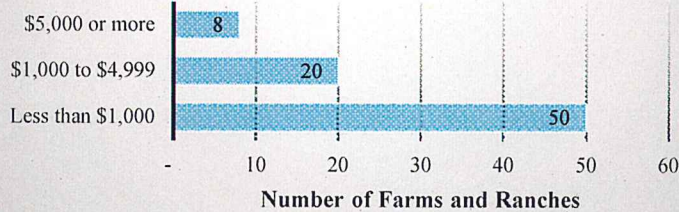
Farms and Ranches by Chapter




Ya'at'eeh  
Shiprock Agency



Farms and Ranches by Economic Size



All Operators by Age Group



### Mexican Water

	2012
Number of Farms and Ranches	78
Land in farms and ranches, acres	60,913
Market value of agricultural products sold, \$1,000	\$ 714
Crops, including nursery and greenhouse crops, \$1,000	\$ 41
Livestock, poultry, and their products, \$1,000	\$ 674
Market value of agricultural products sold, Average per farm dollars	\$ 9,158
Total farm production expenses, \$1,000	\$ 747
Average age of: All operators	59



U.S. Department of Agriculture  
National Agricultural Statistics Service

www.agcensus.usda.gov  
1-800-645-7286



# 2012 CENSUS OF AGRICULTURE



<b>Mexican Water Livestock</b>	<b>2012</b>
Cattle and calves inventory, farms	34
Cattle and calves inventory, number	757
Beef cows, farms	34
Beef cows, number	553
Sheep and lambs inventory, farms	66
Sheep and lambs inventory, number	1,152
Total horses and ponies inventory, farms	52
Total horses and ponies inventory, number	246
Goats, all inventory, farms	58
Goats, all inventory, number	1,094

<b>Mexican Water Crops</b>	<b>2012</b>
Corn, traditional, farms	3
Corn, traditional, acres	(D)
Forage-land used for all hay and haylage, grass silage, and green chop, farms	-
Forage-land used for all hay and haylage, grass silage, and green chop, acres	-
Forage-land used for all hay and haylage, grass silage, and green chop, tons, dry	-
Land in vegetables, farms	4
Land in vegetables, acres	(D)
Cantaloupes, farms	1
Cantaloupes, acres	(D)
Honeydew melons, farms	1
Honeydew melons, acres	(D)
Squash, all, farms	3
Squash, all, acres	(D)
Watermelons, farms	4
Watermelons, acres	4

<b>Mexican Water Demographics</b>	<b>2012</b>
Operators	122
Male	52
Female	70
Average age of: All operators	59
Under 25 years (number of operators)	3
25 to 44 years (number of operators)	12
45 to 64 years (number of operators)	57
65 years and over (number of operators)	50



U.S. Department of Agriculture  
National Agricultural Statistics Service

[www.agcensus.usda.gov](http://www.agcensus.usda.gov)  
1-800-645-7286

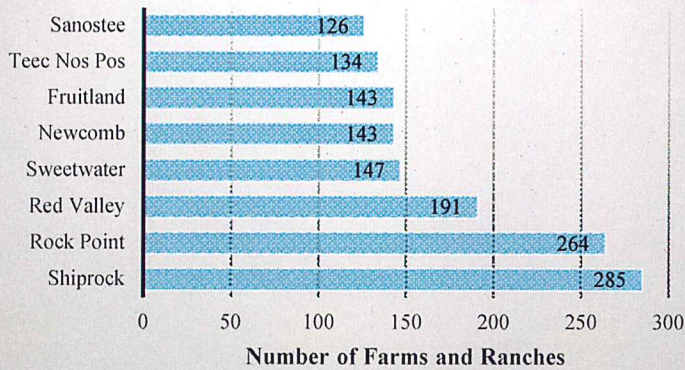


# 2012 CENSUS OF AGRICULTURE



## Navajo Nation: Red Mesa

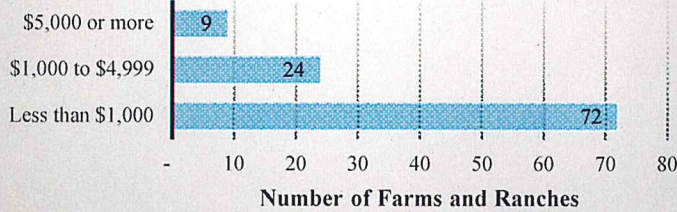
Farms and Ranches by Chapter




Ya 'at 'ech  
Shiprock Agency



Farms and Ranches by Economic Size



All Operators by Age Group



### Red Mesa

2012

Number of Farms and Ranches	105
Land in farms and ranches, acres	100,880
Market value of agricultural products sold, \$1,000	\$ 148
Crops, including nursery and greenhouse crops, \$1,000	(D)
Livestock, poultry, and their products, \$1,000	(D)
Market value of agricultural products sold, Average per farm dollars	\$ 1,409
Total farm production expenses, \$1,000	\$ 574
Average age of: All operators	55



U.S. Department of Agriculture  
National Agricultural Statistics Service

www.agcensus.usda.gov  
1-800-645-7286



# 2012 CENSUS OF AGRICULTURE



<b>Red Mesa Livestock</b>	<b>2012</b>
Cattle and calves inventory, farms	54
Cattle and calves inventory, number	739
Beef cows, farms	46
Beef cows, number	584
Sheep and lambs inventory, farms	71
Sheep and lambs inventory, number	1,460
Total horses and ponies inventory, farms	60
Total horses and ponies inventory, number	244
Goats, all inventory, farms	60
Goats, all inventory, number	744

<b>Red Mesa Crops</b>	<b>2012</b>
Corn, traditional, farms	1
Corn, traditional, acres	(D)
Forage-land used for all hay and haylage, grass silage, and green chop, farms	-
Forage-land used for all hay and haylage, grass silage, and green chop, acres	-
Forage-land used for all hay and haylage, grass silage, and green chop, tons, dry	-
Land in vegetables, farms	2
Land in vegetables, acres	(D)
Cantaloupes, farms	-
Cantaloupes, acres	-
Honeydew melons, farms	-
Honeydew melons, acres	-
Squash, all, farms	1
Squash, all, acres	(D)
Watermelons, farms	-
Watermelons, acres	-

<b>Red Mesa Demographics</b>	<b>2012</b>
Operators	190
Male	94
Female	96
Average age of: All operators	55
Under 25 years (number of operators)	14
25 to 44 years (number of operators)	46
45 to 64 years (number of operators)	64
65 years and over (number of operators)	66



U.S. Department of Agriculture  
National Agricultural Statistics Service

[www.agcensus.usda.gov](http://www.agcensus.usda.gov)  
1-800-645-7286

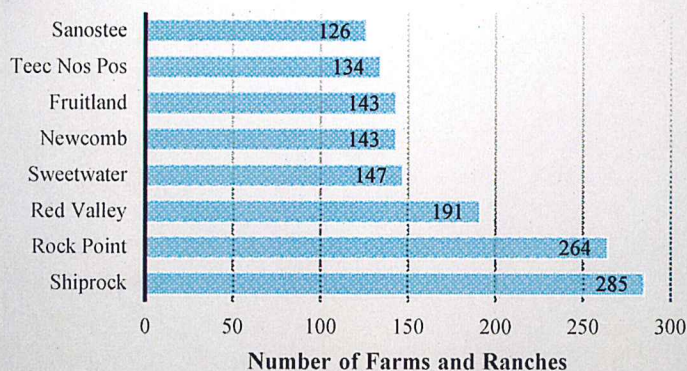


# 2012 CENSUS OF AGRICULTURE



## Navajo Nation: Rock Point

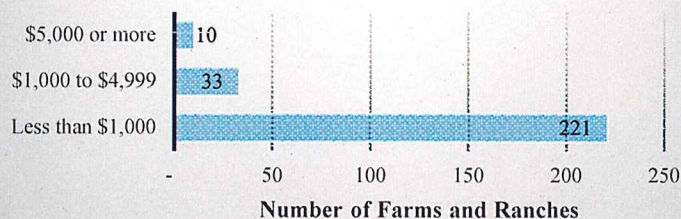
Farms and Ranches by Chapter




Ya 'at 'ceh  
Shiprock Agency



Farms and Ranches by Economic Size



All Operators by Age Group



### Rock Point

	2012
Number of Farms and Ranches	264
Land in farms and ranches, acres	3,559
Market value of agricultural products sold, \$1,000	\$ 254
Crops, including nursery and greenhouse crops, \$1,000	\$ 92
Livestock, poultry, and their products, \$1,000	\$ 162
Market value of agricultural products sold, Average per farm dollars	\$ 963
Total farm production expenses, \$1,000	\$ 1,612
Average age of: All operators	61




U.S. Department of Agriculture  
National Agricultural Statistics Service

www.agcensus.usda.gov  
1-800-645-7286



# 2012 CENSUS OF AGRICULTURE



<b>Rock Point Livestock</b>	<b>2012</b>
Cattle and calves inventory, farms	82
Cattle and calves inventory, number	784
Beef cows, farms	80
Beef cows, number	670
Sheep and lambs inventory, farms	172
Sheep and lambs inventory, number	2,345
Total horses and ponies inventory, farms	186
Total horses and ponies inventory, number	865
Goats, all inventory, farms	163
Goats, all inventory, number	2,856

<b>Rock Point Crops</b>	<b>2012</b>
Corn, traditional, farms	4
Corn, traditional, acres	13
Forage-land used for all hay and haylage, grass silage, and green chop, farms	-
Forage-land used for all hay and haylage, grass silage, and green chop, acres	-
Forage-land used for all hay and haylage, grass silage, and green chop, tons, dry	-
Land in vegetables, farms	10
Land in vegetables, acres	18
Cantaloupes, farms	7
Cantaloupes, acres	(D)
Honeydew melons, farms	-
Honeydew melons, acres	-
Squash, all, farms	5
Squash, all, acres	2
Watermelons, farms	10
Watermelons, acres	5

<b>Rock Point Demographics</b>	<b>2012</b>
Operators	449
Male	201
Female	248
Average age of: All operators	61
Under 25 years (number of operators)	8
25 to 44 years (number of operators)	54
45 to 64 years (number of operators)	211
65 years and over (number of operators)	176



U.S. Department of Agriculture  
National Agricultural Statistics Service

[www.agcensus.usda.gov](http://www.agcensus.usda.gov)  
1-800-645-7286

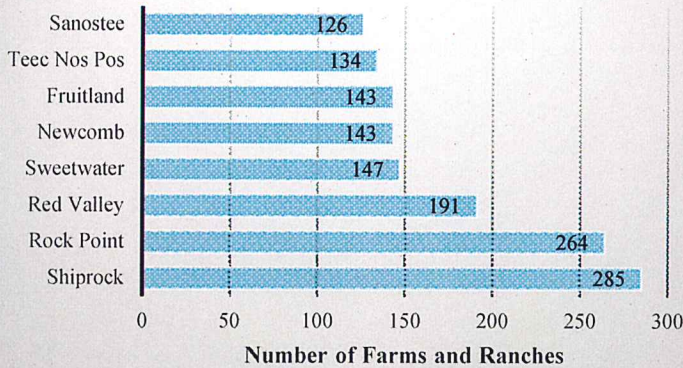


# 2012 CENSUS OF AGRICULTURE



## Navajo Nation: Sweetwater

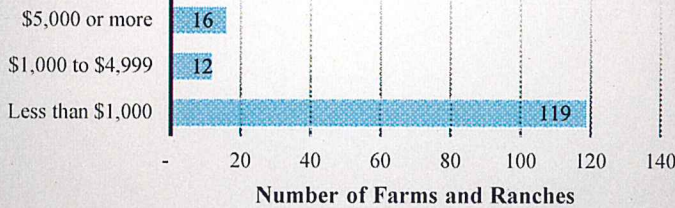
Farms and Ranches by Chapter




Ya 'at 'eeh  
Shiprock Agency



Farms and Ranches by Economic Size



All Operators by Age Group



### Sweetwater

2012

Number of Farms and Ranches	147
Land in farms and ranches, acres	19,202
Market value of agricultural products sold, \$1,000	\$ 240
Crops, including nursery and greenhouse crops, \$1,000	\$ 179
Livestock, poultry, and their products, \$1,000	\$ 61
Market value of agricultural products sold, Average per farm dollars	\$ 1,633
Total farm production expenses, \$1,000	(D)
Average age of: All operators	58



U.S. Department of Agriculture  
National Agricultural Statistics Service

www.agcensus.usda.gov  
1-800-645-7286



# 2012 CENSUS OF AGRICULTURE



<b>Sweetwater Livestock</b>		<b>2012</b>
Cattle and calves inventory, farms		42
Cattle and calves inventory, number		433
Beef cows, farms		37
Beef cows, number		341
Sheep and lambs inventory, farms		103
Sheep and lambs inventory, number		1,333
Total horses and ponies inventory, farms		96
Total horses and ponies inventory, number		384
Goats, all inventory, farms		78
Goats, all inventory, number		939

<b>Sweetwater Crops</b>		<b>2012</b>
Corn, traditional, farms		7
Corn, traditional, acres		44
Forage-land used for all hay and haylage, grass silage, and green chop, farms		5
Forage-land used for all hay and haylage, grass silage, and green chop, acres		(D)
Forage-land used for all hay and haylage, grass silage, and green chop, tons, dry		(D)
Land in vegetables, farms		10
Land in vegetables, acres		24
Cantaloupes, farms		10
Cantaloupes, acres		4
Honeydew melons, farms		-
Honeydew melons, acres		-
Squash, all, farms		6
Squash, all, acres		8
Watermelons, farms		6
Watermelons, acres		8

<b>Sweetwater Demographics</b>		<b>2012</b>
Operators		268
Male		137
Female		131
Average age of: All operators		58
Under 25 years	(number of operators)	7
25 to 44 years	(number of operators)	49
45 to 64 years	(number of operators)	114
65 years and over	(number of operators)	98



U.S. Department of Agriculture  
National Agricultural Statistics Service

[www.agcensus.usda.gov](http://www.agcensus.usda.gov)  
1-800-645-7286

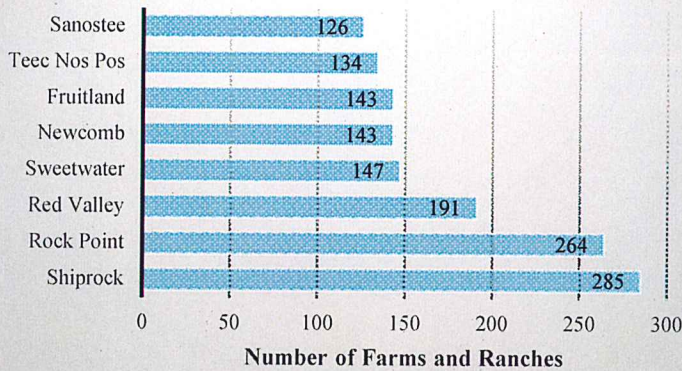


# 2012 CENSUS OF AGRICULTURE



## Navajo Nation: Teec Nos Pos


Farms and Ranches by Chapter




Ya 'at 'ech  
Shiprock Agency



Farms and Ranches by Economic Size



All Operators by Age Group



### Teec Nos Pos

	2012
Number of Farms and Ranches	134
Land in farms and ranches, acres	81,413
Market value of agricultural products sold, \$1,000	(D)
Crops, including nursery and greenhouse crops, \$1,000	(D)
Livestock, poultry, and their products, \$1,000	(D)
Market value of agricultural products sold, Average per farm dollars	(D)
Total farm production expenses, \$1,000	(D)
Average age of: All operators	57



U.S. Department of Agriculture  
National Agricultural Statistics Service

www.agcensus.usda.gov  
1-800-645-7286



# 2012 CENSUS OF AGRICULTURE



<b>Teec Nos Pos Livestock</b>		<b>2012</b>
Cattle and calves inventory, farms		43
Cattle and calves inventory, number		614
Beef cows, farms		40
Beef cows, number		(D)
Sheep and lambs inventory, farms		88
Sheep and lambs inventory, number		1,660
Total horses and ponies inventory, farms		95
Total horses and ponies inventory, number		458
Goats, all inventory, farms		77
Goats, all inventory, number		888

<b>Teec Nos Pos Crops</b>		<b>2012</b>
Corn, traditional, farms		18
Corn, traditional, acres		113
Forage-land used for all hay and haylage, grass silage, and green chop, farms		1
Forage-land used for all hay and haylage, grass silage, and green chop, acres		(D)
Forage-land used for all hay and haylage, grass silage, and green chop, tons, dry		(D)
Land in vegetables, farms		12
Land in vegetables, acres		60
Cantaloupes, farms		3
Cantaloupes, acres		1
Honeydew melons, farms		-
Honeydew melons, acres		-
Squash, all, farms		5
Squash, all, acres		11
Watermelons, farms		9
Watermelons, acres		12

<b>Teec Nos Pos Demographics</b>		<b>2012</b>
Operators		260
Male		121
Female		139
Average age of: All operators		57
Under 25 years	(number of operators)	9
25 to 44 years	(number of operators)	49
45 to 64 years	(number of operators)	104
65 years and over	(number of operators)	98



U.S. Department of Agriculture  
National Agricultural Statistics Service

[www.agcensus.usda.gov](http://www.agcensus.usda.gov)  
1-800-645-7286

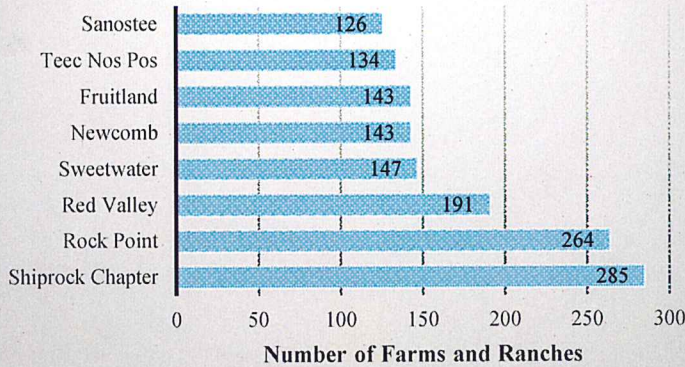


# 2012 CENSUS OF AGRICULTURE

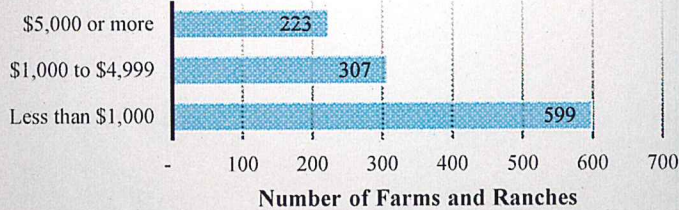


## Navajo Nation: Dist 12

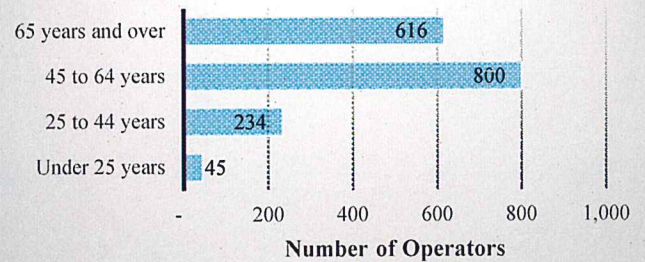
Farms and Ranches by Chapter



Farms and Ranches by Economic Size



All Operators by Age Group



### Dist 12

Number of Farms and Ranches	1,129
Land in farms and ranches, acres	934,876
Market value of agricultural products sold, \$1,000	(D)
Crops, including nursery and greenhouse crops, \$1,000	(D)
Livestock, poultry, and their products, \$1,000	(D)
Market value of agricultural products sold, Average per farm dollars	(D)
Total farm production expenses, \$1,000	(D)
Average age of: All operators	58



U.S. Department of Agriculture  
National Agricultural Statistics Service

[www.agcensus.usda.gov](http://www.agcensus.usda.gov)  
1-800-645-7286



# 2012 CENSUS OF AGRICULTURE



<b>Dist 12 Livestock</b>		<b>2012</b>
Cattle and calves inventory, farms		500
Cattle and calves inventory, number		6,617
Beef cows, farms		447
Beef cows, number		4,745
Sheep and lambs inventory, farms		631
Sheep and lambs inventory, number		9,744
Total horses and ponies inventory, farms		447
Total horses and ponies inventory, number		2,094
Goats, all inventory, farms		363
Goats, all inventory, number		(D)

<b>Dist 12 Crops</b>		<b>2012</b>
Corn, traditional, farms		262
Corn, traditional, acres		1,026
Forage-land used for all hay and haylage, grass silage, and green chop, farms		228
Forage-land used for all hay and haylage, grass silage, and green chop, acres		1,902
Forage-land used for all hay and haylage, grass silage, and green chop, tons, dry		(D)
Land in vegetables, farms		244
Land in vegetables, acres		521
Cantaloupes, farms		43
Cantaloupes, acres		34
Honeydew melons, farms		34
Honeydew melons, acres		(D)
Squash, all, farms		195
Squash, all, acres		161
Watermelons, farms		183
Watermelons, acres		148

<b>Dist 12 Demographics</b>		<b>2012</b>
Operators		1,695
Male		925
Female		770
Average age of: All operators		58
Under 25 years	(number of operators)	45
25 to 44 years	(number of operators)	234
45 to 64 years	(number of operators)	800
65 years and over	(number of operators)	616



U.S. Department of Agriculture  
National Agricultural Statistics Service

[www.agcensus.usda.gov](http://www.agcensus.usda.gov)  
1-800-645-7286

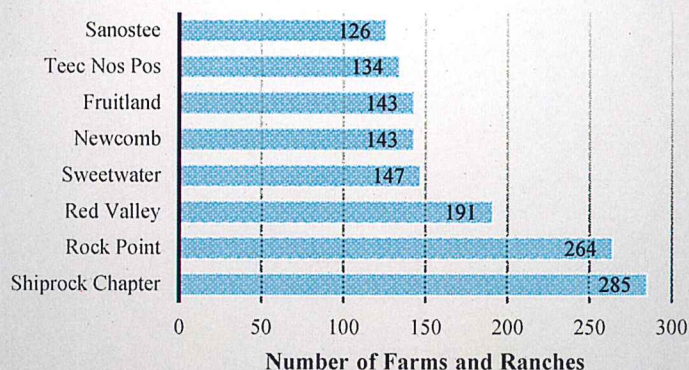


# 2012 CENSUS OF AGRICULTURE

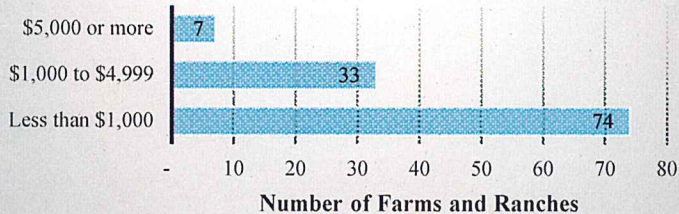


## Navajo Nation: Aneth


Farms and Ranches by Chapter



Farms and Ranches by Economic Size



All Operators by Age Group



Aneth	2012
Number of Farms and Ranches	114
Land in farms and ranches, acres	54,393
Market value of agricultural products sold, \$1,000	\$ 154
Crops, including nursery and greenhouse crops, \$1,000	(D)
Livestock, poultry, and their products, \$1,000	(D)
Market value of agricultural products sold, Average per farm dollars	\$ 1,352
Total farm production expenses, \$1,000	\$ 785
Average age of: All operators	56



U.S. Department of Agriculture  
National Agricultural Statistics Service

www.agcensus.usda.gov  
1-800-645-7286



# 2012 CENSUS OF AGRICULTURE



<b>Aneth Livestock</b>	<b>2012</b>
Cattle and calves inventory, farms	49
Cattle and calves inventory, number	560
Beef cows, farms	47
Beef cows, number	501
Sheep and lambs inventory, farms	72
Sheep and lambs inventory, number	1,196
Total horses and ponies inventory, farms	77
Total horses and ponies inventory, number	492
Goats, all inventory, farms	48
Goats, all inventory, number	632

<b>Aneth Crops</b>	<b>2012</b>
Corn, traditional, farms	-
Corn, traditional, acres	-
Forage-land used for all hay and haylage, grass silage, and green chop, farms	-
Forage-land used for all hay and haylage, grass silage, and green chop, acres	-
Forage-land used for all hay and haylage, grass silage, and green chop, tons, dry	-
Land in vegetables, farms	2
Land in vegetables, acres	(D)
Cantaloupes, farms	-
Cantaloupes, acres	-
Honeydew melons, farms	1
Honeydew melons, acres	(D)
Squash, all, farms	2
Squash, all, acres	(D)
Watermelons, farms	2
Watermelons, acres	(D)

<b>Aneth Demographics</b>	<b>2012</b>
Operators	201
Male	104
Female	97
Average age of: All operators	56
Under 25 years (number of operators)	4
25 to 44 years (number of operators)	50
45 to 64 years (number of operators)	83
65 years and over (number of operators)	64



U.S. Department of Agriculture  
National Agricultural Statistics Service

[www.agcensus.usda.gov](http://www.agcensus.usda.gov)  
1-800-645-7286

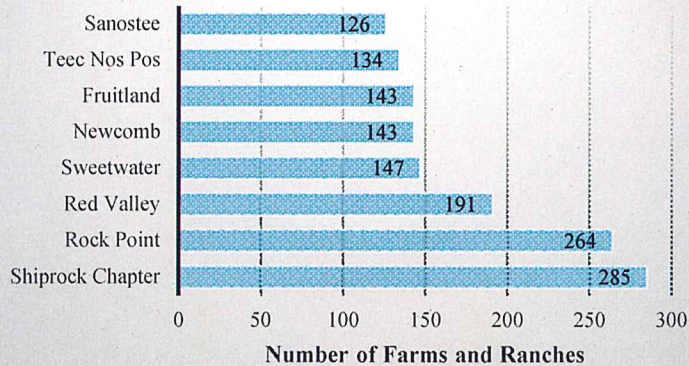


# 2012 CENSUS OF AGRICULTURE



## Navajo Nation: Beclabito

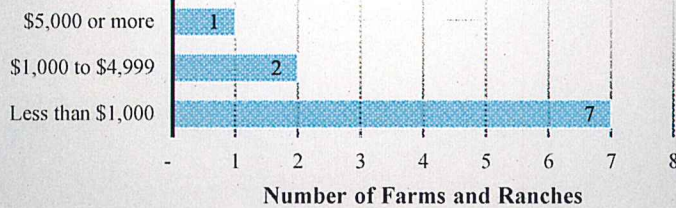
Farms and Ranches by Chapter



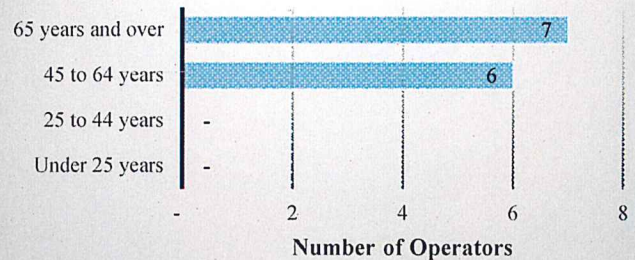
Ya'at'eeh  
Shiprock Agency



Farms and Ranches by Economic Size



All Operators by Age Group



Beclabito	2012
Number of Farms and Ranches	10
Land in farms and ranches, acres	(D)
Market value of agricultural products sold, \$1,000	\$ 14
Crops, including nursery and greenhouse crops, \$1,000	(D)
Livestock, poultry, and their products, \$1,000	(D)
Market value of agricultural products sold, Average per farm dollars	\$ 1,449
Total farm production expenses, \$1,000	\$ 65
Average age of: All operators	65



U.S. Department of Agriculture  
National Agricultural Statistics Service

www.agcensus.usda.gov  
1-800-645-7286



# 2012 CENSUS OF AGRICULTURE



<b>Beclabito Livestock</b>		<b>2012</b>
Cattle and calves inventory, farms		4
Cattle and calves inventory, number		44
Beef cows, farms		4
Beef cows, number		44
Sheep and lambs inventory, farms		6
Sheep and lambs inventory, number		84
Total horses and ponies inventory, farms		3
Total horses and ponies inventory, number		5
Goats, all inventory, farms		4
Goats, all inventory, number		68

<b>Beclabito Crops</b>		<b>2012</b>
Corn, traditional, farms		1
Corn, traditional, acres		(D)
Forage-land used for all hay and haylage, grass silage, and green chop, farms		-
Forage-land used for all hay and haylage, grass silage, and green chop, acres		-
Forage-land used for all hay and haylage, grass silage, and green chop, tons, dry		-
Land in vegetables, farms		1
Land in vegetables, acres		(D)
Cantaloupes, farms		-
Cantaloupes, acres		-
Honeydew melons, farms		-
Honeydew melons, acres		-
Squash, all, farms		1
Squash, all, acres		(D)
Watermelons, farms		1
Watermelons, acres		(D)

<b>Beclabito Demographics</b>		<b>2012</b>
Operators		13
Male		7
Female		6
Average age of: All operators		65
Under 25 years	(number of operators)	-
25 to 44 years	(number of operators)	-
45 to 64 years	(number of operators)	6
65 years and over	(number of operators)	7



U.S. Department of Agriculture  
National Agricultural Statistics Service

[www.agcensus.usda.gov](http://www.agcensus.usda.gov)  
1-800-645-7286

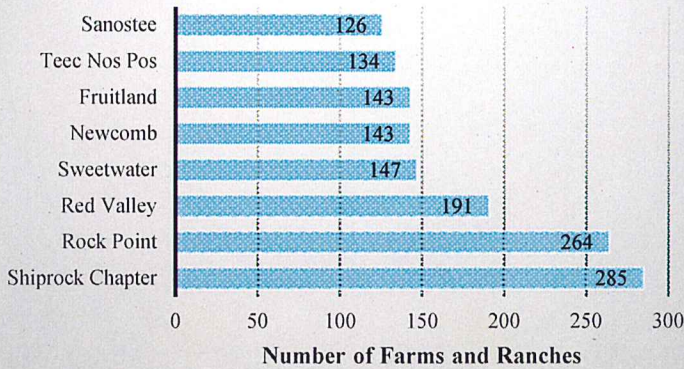


# 2012 CENSUS OF AGRICULTURE

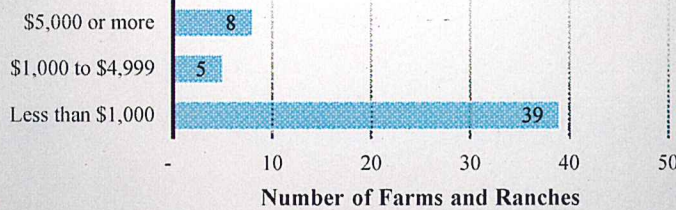


## Navajo Nation: Cove


Farms and Ranches by Chapter



Farms and Ranches by Economic Size



All Operators by Age Group



Cove	2012
Number of Farms and Ranches	52
Land in farms and ranches, acres	25,203
Market value of agricultural products sold, \$1,000	\$ 83
Crops, including nursery and greenhouse crops, \$1,000	\$ 46
Livestock, poultry, and their products, \$1,000	\$ 38
Market value of agricultural products sold, Average per farm dollars	\$ 1,604
Total farm production expenses, \$1,000	\$ 266
Average age of: All operators	61



U.S. Department of Agriculture  
National Agricultural Statistics Service

www.agcensus.usda.gov  
1-800-645-7286



# 2012 CENSUS OF AGRICULTURE



<b>Cove Livestock</b>	<b>2012</b>
Cattle and calves inventory, farms	20
Cattle and calves inventory, number	247
Beef cows, farms	20
Beef cows, number	170
Sheep and lambs inventory, farms	28
Sheep and lambs inventory, number	276
Total horses and ponies inventory, farms	23
Total horses and ponies inventory, number	151
Goats, all inventory, farms	24
Goats, all inventory, number	202

<b>Cove Crops</b>	<b>2012</b>
Corn, traditional, farms	10
Corn, traditional, acres	18
Forage-land used for all hay and haylage, grass silage, and green chop, farms	-
Forage-land used for all hay and haylage, grass silage, and green chop, acres	-
Forage-land used for all hay and haylage, grass silage, and green chop, tons, dry	-
Land in vegetables, farms	5
Land in vegetables, acres	25
Cantaloupes, farms	-
Cantaloupes, acres	-
Honeydew melons, farms	-
Honeydew melons, acres	-
Squash, all, farms	1
Squash, all, acres	(D)
Watermelons, farms	1
Watermelons, acres	(D)

<b>Cove Demographics</b>	<b>2012</b>
Operators	79
Male	56
Female	23
Average age of: All operators	61
Under 25 years (number of operators)	3
25 to 44 years (number of operators)	11
45 to 64 years (number of operators)	20
65 years and over (number of operators)	45



U.S. Department of Agriculture  
National Agricultural Statistics Service

[www.agcensus.usda.gov](http://www.agcensus.usda.gov)  
1-800-645-7286

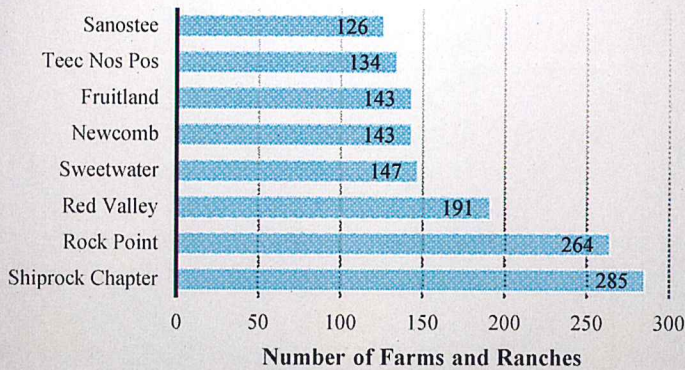


# 2012 CENSUS OF AGRICULTURE



## Navajo Nation: Cudeii

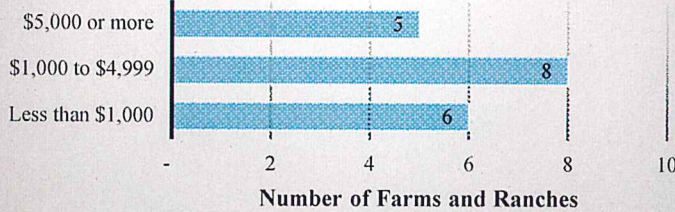
Farms and Ranches by Chapter



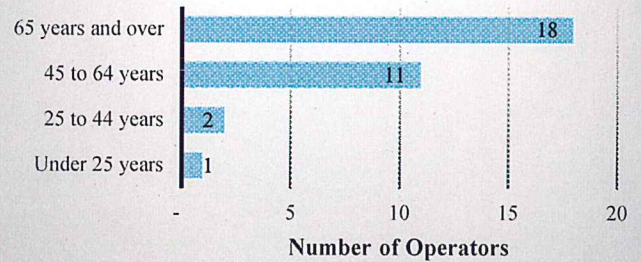
Ya 'at 'eeh  
Shiprock Agency



Farms and Ranches by Economic Size



All Operators by Age Group



Cudeii	2012
Number of Farms and Ranches	19
Land in farms and ranches, acres	(D)
Market value of agricultural products sold, \$1,000	\$ 73
Crops, including nursery and greenhouse crops, \$1,000	\$ 67
Livestock, poultry, and their products, \$1,000	\$ 6
Market value of agricultural products sold, Average per farm dollars	\$ 3,840
Total farm production expenses, \$1,000	\$ 66
Average age of: All operators	64



U.S. Department of Agriculture  
National Agricultural Statistics Service

www.agcensus.usda.gov  
1-800-645-7286



# 2012 CENSUS OF AGRICULTURE



<b>Cudeii Livestock</b>	<b>2012</b>
Cattle and calves inventory, farms	10
Cattle and calves inventory, number	73
Beef cows, farms	10
Beef cows, number	70
Sheep and lambs inventory, farms	7
Sheep and lambs inventory, number	224
Total horses and ponies inventory, farms	3
Total horses and ponies inventory, number	4
Goats, all inventory, farms	1
Goats, all inventory, number	(D)

<b>Cudeii Crops</b>	<b>2012</b>
Corn, traditional, farms	7
Corn, traditional, acres	26
Forage-land used for all hay and haylage, grass silage, and green chop, farms	15
Forage-land used for all hay and haylage, grass silage, and green chop, acres	(D)
Forage-land used for all hay and haylage, grass silage, and green chop, tons, dry	122
Land in vegetables, farms	4
Land in vegetables, acres	10
Cantaloupes, farms	1
Cantaloupes, acres	(D)
Honeydew melons, farms	1
Honeydew melons, acres	(D)
Squash, all, farms	4
Squash, all, acres	3
Watermelons, farms	4
Watermelons, acres	5

<b>Cudeii Demographics</b>	<b>2012</b>
Operators	32
Male	21
Female	11
Average age of: All operators	64
Under 25 years (number of operators)	1
25 to 44 years (number of operators)	2
45 to 64 years (number of operators)	11
65 years and over (number of operators)	18



U.S. Department of Agriculture  
National Agricultural Statistics Service

[www.agcensus.usda.gov](http://www.agcensus.usda.gov)  
1-800-645-7286

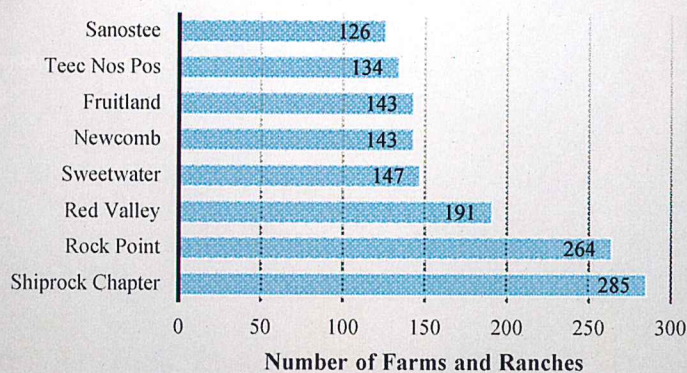


# 2012 CENSUS OF AGRICULTURE



## Navajo Nation: Hogback


Farms and Ranches by Chapter




Ya 'at 'ceh  
Shiprock Agency



Farms and Ranches by Economic Size



All Operators by Age Group



### Hogback

2012

Number of Farms and Ranches	97
Land in farms and ranches, acres	66,129
Market value of agricultural products sold, \$1,000	\$ 373
Crops, including nursery and greenhouse crops, \$1,000	\$ 325
Livestock, poultry, and their products, \$1,000	\$ 48
Market value of agricultural products sold, Average per farm dollars	\$ 3,843
Total farm production expenses, \$1,000	\$ 402
Average age of: All operators	57



U.S. Department of Agriculture  
National Agricultural Statistics Service

www.agcensus.usda.gov  
1-800-645-7286



# 2012 CENSUS OF AGRICULTURE



Hogback Livestock	2012
Cattle and calves inventory, farms	25
Cattle and calves inventory, number	364
Beef cows, farms	24
Beef cows, number	206
Sheep and lambs inventory, farms	51
Sheep and lambs inventory, number	797
Total horses and ponies inventory, farms	35
Total horses and ponies inventory, number	146
Goats, all inventory, farms	13
Goats, all inventory, number	144

Hogback Crops	2012
Corn, traditional, farms	29
Corn, traditional, acres	116
Forage-land used for all hay and haylage, grass silage, and green chop, farms	57
Forage-land used for all hay and haylage, grass silage, and green chop, acres	400
Forage-land used for all hay and haylage, grass silage, and green chop, tons, dry	1,026
Land in vegetables, farms	37
Land in vegetables, acres	81
Cantaloupes, farms	13
Cantaloupes, acres	10
Honeydew melons, farms	4
Honeydew melons, acres	4
Squash, all, farms	32
Squash, all, acres	25
Watermelons, farms	31
Watermelons, acres	26

Hogback Demographics	2012
Operators	161
Male	96
Female	65
Average age of: All operators	57
Under 25 years (number of operators)	5
25 to 44 years (number of operators)	8
45 to 64 years (number of operators)	108
65 years and over (number of operators)	40



U.S. Department of Agriculture  
National Agricultural Statistics Service

[www.agcensus.usda.gov](http://www.agcensus.usda.gov)  
1-800-645-7286

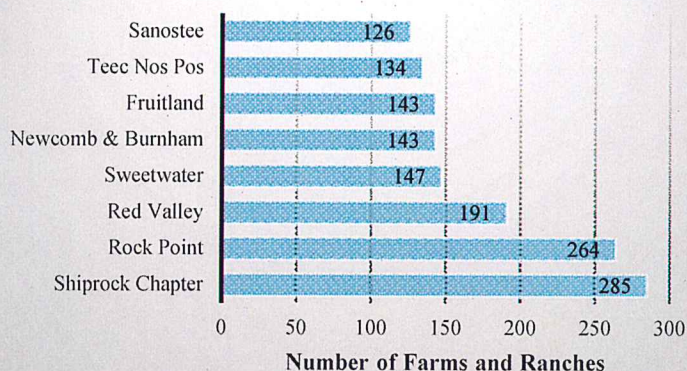


# 2012 CENSUS OF AGRICULTURE



## Navajo Nation: Newcomb & Burnham

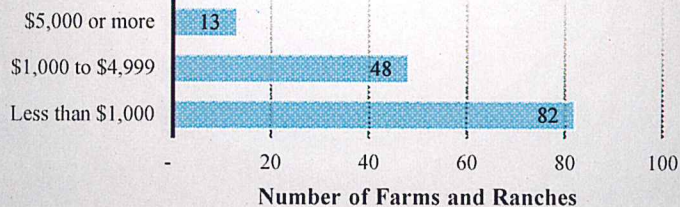
Farms and Ranches by Chapter




Ya 'at 'ech  
Shiprock Agency



Farms and Ranches by Economic Size



All Operators by Age Group



Newcomb & Burnham		2012
Number of Farms and Ranches		143
Land in farms and ranches, acres		231,073
Market value of agricultural products sold, \$1,000	\$	314
Crops, including nursery and greenhouse crops, \$1,000	\$	95
Livestock, poultry, and their products, \$1,000	\$	220
Market value of agricultural products sold, Average per farm dollars	\$	2,198
Total farm production expenses, \$1,000		(D)
Average age of: All operators		60



U.S. Department of Agriculture  
National Agricultural Statistics Service

www.agcensus.usda.gov  
1-800-645-7286



# 2012 CENSUS OF AGRICULTURE



<b>Newcomb &amp; Burnham Livestock</b>		<b>2012</b>
Cattle and calves inventory, farms		97
Cattle and calves inventory, number		1,636
Beef cows, farms		80
Beef cows, number		1,149
Sheep and lambs inventory, farms		83
Sheep and lambs inventory, number		1,714
Total horses and ponies inventory, farms		44
Total horses and ponies inventory, number		179
Goats, all inventory, farms		33
Goats, all inventory, number		349

<b>Newcomb &amp; Burnham Crops</b>		<b>2012</b>
Corn, traditional, farms		8
Corn, traditional, acres		160
Forage-land used for all hay and haylage, grass silage, and green chop, farms		12
Forage-land used for all hay and haylage, grass silage, and green chop, acres		147
Forage-land used for all hay and haylage, grass silage, and green chop, tons, dry		147
Land in vegetables, farms		12
Land in vegetables, acres		62
Cantaloupes, farms		-
Cantaloupes, acres		-
Honeydew melons, farms		-
Honeydew melons, acres		-
Squash, all, farms		6
Squash, all, acres		2
Watermelons, farms		6
Watermelons, acres		2

<b>Newcomb &amp; Burnham Demographics</b>		<b>2012</b>
Operators		169
Male		76
Female		93
Average age of: All operators		60
Under 25 years	(number of operators)	-
25 to 44 years	(number of operators)	11
45 to 64 years	(number of operators)	94
65 years and over	(number of operators)	64



U.S. Department of Agriculture  
National Agricultural Statistics Service

[www.agcensus.usda.gov](http://www.agcensus.usda.gov)  
1-800-645-7286

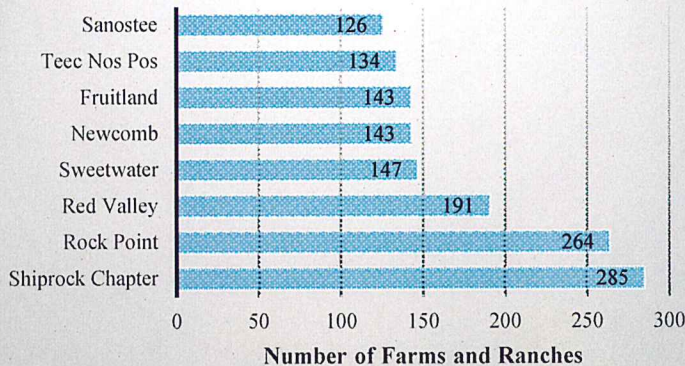


# 2012 CENSUS OF AGRICULTURE



## Navajo Nation: Red Valley

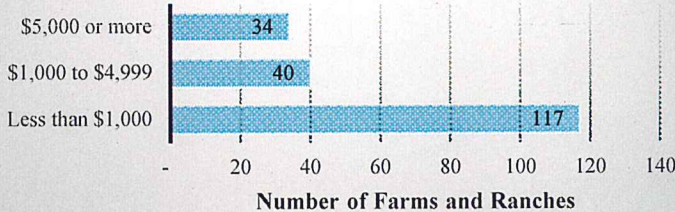
Farms and Ranches by Chapter




Ya'at'ech  
Shiprock Agency



Farms and Ranches by Economic Size



All Operators by Age Group



Red Valley	2012
Number of Farms and Ranches	191
Land in farms and ranches, acres	185,276
Market value of agricultural products sold, \$1,000	(D)
Crops, including nursery and greenhouse crops, \$1,000	\$ 504
Livestock, poultry, and their products, \$1,000	(D)
Market value of agricultural products sold, Average per farm dollars	(D)
Total farm production expenses, \$1,000	\$ 807
Average age of: All operators	59



U.S. Department of Agriculture  
National Agricultural Statistics Service

www.agcensus.usda.gov  
1-800-645-7286



# 2012 CENSUS OF AGRICULTURE



<b>Red Valley Livestock</b>	<b>2012</b>
Cattle and calves inventory, farms	72
Cattle and calves inventory, number	713
Beef cows, farms	63
Beef cows, number	562
Sheep and lambs inventory, farms	111
Sheep and lambs inventory, number	1,430
Total horses and ponies inventory, farms	67
Total horses and ponies inventory, number	221
Goats, all inventory, farms	96
Goats, all inventory, number	767

<b>Red Valley Crops</b>	<b>2012</b>
Corn, traditional, farms	29
Corn, traditional, acres	81
Forage-land used for all hay and haylage, grass silage, and green chop, farms	12
Forage-land used for all hay and haylage, grass silage, and green chop, acres	445
Forage-land used for all hay and haylage, grass silage, and green chop, tons, dry	(D)
Land in vegetables, farms	42
Land in vegetables, acres	97
Cantaloupes, farms	17
Cantaloupes, acres	16
Honeydew melons, farms	11
Honeydew melons, acres	13
Squash, all, farms	36
Squash, all, acres	36
Watermelons, farms	17
Watermelons, acres	12

<b>Red Valley Demographics</b>	<b>2012</b>
Operators	309
Male	155
Female	154
Average age of: All operators	59
Under 25 years (number of operators)	9
25 to 44 years (number of operators)	49
45 to 64 years (number of operators)	128
65 years and over (number of operators)	123



U.S. Department of Agriculture  
National Agricultural Statistics Service

[www.agcensus.usda.gov](http://www.agcensus.usda.gov)  
1-800-645-7286

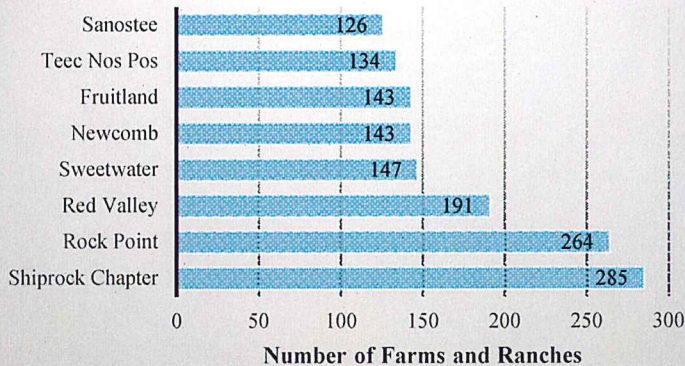


# 2012 CENSUS OF AGRICULTURE

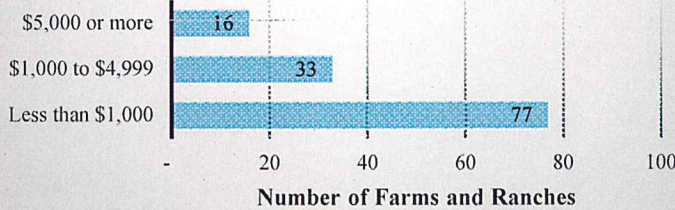


## Navajo Nation: Sanostee


Farms and Ranches by Chapter



Farms and Ranches by Economic Size



All Operators by Age Group



Sanostee	2012
Number of Farms and Ranches	126
Land in farms and ranches, acres	64,905
Market value of agricultural products sold, \$1,000	\$ 371
Crops, including nursery and greenhouse crops, \$1,000	\$ 158
Livestock, poultry, and their products, \$1,000	\$ 213
Market value of agricultural products sold, Average per farm dollars	\$ 2,945
Total farm production expenses, \$1,000	\$ 832
Average age of: All operators	59



U.S. Department of Agriculture  
National Agricultural Statistics Service

www.agcensus.usda.gov  
1-800-645-7286



# 2012 CENSUS OF AGRICULTURE



<b>Sanostee Livestock</b>		<b>2012</b>
Cattle and calves inventory, farms		64
Cattle and calves inventory, number		1,147
Beef cows, farms		50
Beef cows, number		680
Sheep and lambs inventory, farms		91
Sheep and lambs inventory, number		1,346
Total horses and ponies inventory, farms		69
Total horses and ponies inventory, number		343
Goats, all inventory, farms		49
Goats, all inventory, number		592

<b>Sanostee Crops</b>		<b>2012</b>
Corn, traditional, farms		18
Corn, traditional, acres		82
Forage-land used for all hay and haylage, grass silage, and green chop, farms		1
Forage-land used for all hay and haylage, grass silage, and green chop, acres		(D)
Forage-land used for all hay and haylage, grass silage, and green chop, tons, dry		(D)
Land in vegetables, farms		8
Land in vegetables, acres		14
Cantaloupes, farms		-
Cantaloupes, acres		-
Honeydew melons, farms		-
Honeydew melons, acres		-
Squash, all, farms		8
Squash, all, acres		7
Watermelons, farms		8
Watermelons, acres		7

<b>Sanostee Demographics</b>		<b>2012</b>
Operators		180
Male		98
Female		82
Average age of: All operators		59
Under 25 years	(number of operators)	-
25 to 44 years	(number of operators)	40
45 to 64 years	(number of operators)	81
65 years and over	(number of operators)	59



U.S. Department of Agriculture  
National Agricultural Statistics Service

[www.agcensus.usda.gov](http://www.agcensus.usda.gov)  
1-800-645-7286

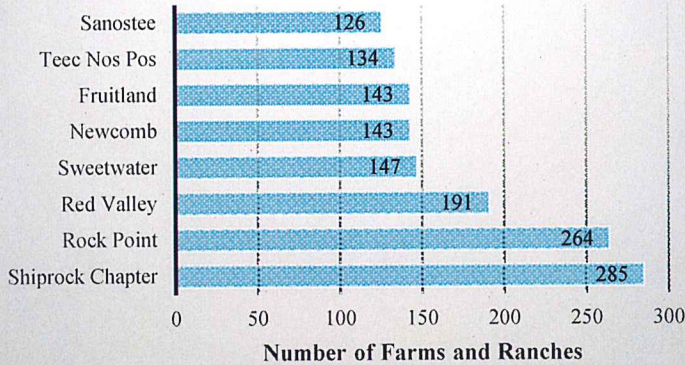


# 2012 CENSUS OF AGRICULTURE



## Navajo Nation: Sheep Springs

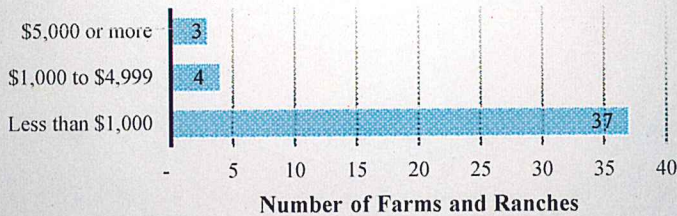
Farms and Ranches by Chapter



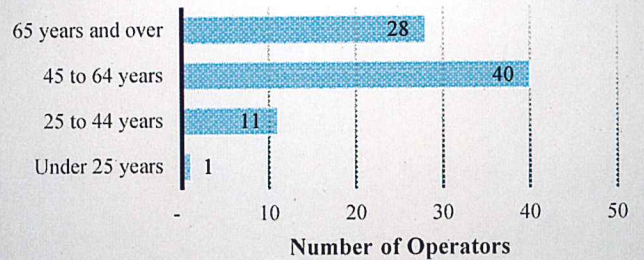
Ya 'at 'ech  
Shiprock Agency



Farms and Ranches by Economic Size



All Operators by Age Group



### Sheep Springs

	2012
Number of Farms and Ranches	44
Land in farms and ranches, acres	33,973
Market value of agricultural products sold, \$1,000	\$ 39
Crops, including nursery and greenhouse crops, \$1,000	(D)
Livestock, poultry, and their products, \$1,000	(D)
Market value of agricultural products sold, Average per farm dollars	\$ 885
Total farm production expenses, \$1,000	\$ 200
Average age of: All operators	59



U.S. Department of Agriculture  
National Agricultural Statistics Service

www.agcensus.usda.gov  
1-800-645-7286



# 2012 CENSUS OF AGRICULTURE



Sheep Springs Livestock	2012
Cattle and calves inventory, farms	26
Cattle and calves inventory, number	526
Beef cows, farms	22
Beef cows, number	265
Sheep and lambs inventory, farms	29
Sheep and lambs inventory, number	371
Total horses and ponies inventory, farms	23
Total horses and ponies inventory, number	176
Goats, all inventory, farms	14
Goats, all inventory, number	90

Sheep Springs Crops	2012
Corn, traditional, farms	2
Corn, traditional, acres	(D)
Forage-land used for all hay and haylage, grass silage, and green chop, farms	-
Forage-land used for all hay and haylage, grass silage, and green chop, acres	-
Forage-land used for all hay and haylage, grass silage, and green chop, tons, dry	-
Land in vegetables, farms	1
Land in vegetables, acres	(D)
Cantaloupes, farms	-
Cantaloupes, acres	-
Honeydew melons, farms	-
Honeydew melons, acres	-
Squash, all, farms	1
Squash, all, acres	(D)
Watermelons, farms	1
Watermelons, acres	(D)

Sheep Springs Demographics	2012
Operators	80
Male	41
Female	39
Average age of: All operators	59
Under 25 years (number of operators)	1
25 to 44 years (number of operators)	11
45 to 64 years (number of operators)	40
65 years and over (number of operators)	28



U.S. Department of Agriculture  
National Agricultural Statistics Service

[www.agcensus.usda.gov](http://www.agcensus.usda.gov)  
1-800-645-7286

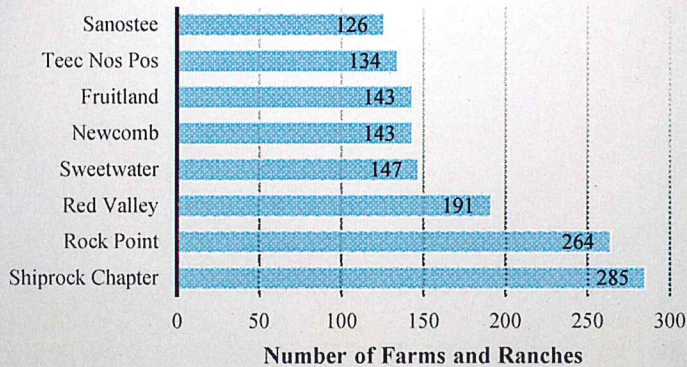


# 2012 CENSUS OF AGRICULTURE



## Navajo Nation: Shiprock Chapter

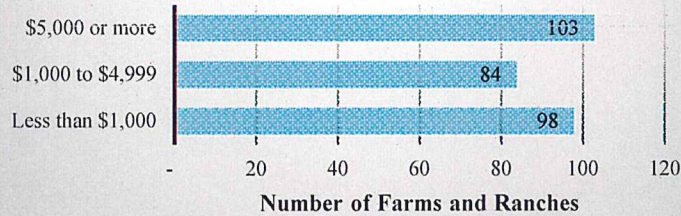
Farms and Ranches by Chapter




Ya 'at 'ech  
Shiprock Agency



Farms and Ranches by Economic Size



All Operators by Age Group



Shiprock Chapter	2012
Number of Farms and Ranches	285
Land in farms and ranches, acres	183,037
Market value of agricultural products sold, \$1,000	(D)
Crops, including nursery and greenhouse crops, \$1,000	(D)
Livestock, poultry, and their products, \$1,000	\$ 249
Market value of agricultural products sold, Average per farm dollars	(D)
Total farm production expenses, \$1,000	\$ 1,470
Average age of: All operators	58



U.S. Department of Agriculture  
National Agricultural Statistics Service

www.agcensus.usda.gov  
1-800-645-7286



# 2012 CENSUS OF AGRICULTURE



<b>Shiprock Chapter Livestock</b>		<b>2012</b>
Cattle and calves inventory, farms		102
Cattle and calves inventory, number		832
Beef cows, farms		96
Beef cows, number		707
Sheep and lambs inventory, farms		119
Sheep and lambs inventory, number		1,610
Total horses and ponies inventory, farms		83
Total horses and ponies inventory, number		270
Goats, all inventory, farms		60
Goats, all inventory, number		356

<b>Shiprock Chapter Crops</b>		<b>2012</b>
Corn, traditional, farms		147
Corn, traditional, acres		406
Forage-land used for all hay and haylage, grass silage, and green chop, farms		131
Forage-land used for all hay and haylage, grass silage, and green chop, acres		802
Forage-land used for all hay and haylage, grass silage, and green chop, tons, dry		(D)
Land in vegetables, farms		129
Land in vegetables, acres		222
Cantaloupes, farms		12
Cantaloupes, acres		(D)
Honeydew melons, farms		17
Honeydew melons, acres		13
Squash, all, farms		101
Squash, all, acres		80
Watermelons, farms		109
Watermelons, acres		90

<b>Shiprock Chapter Demographics</b>		<b>2012</b>
Operators		413
Male		226
Female		187
Average age of: All operators		58
Under 25 years	(number of operators)	22
25 to 44 years	(number of operators)	45
45 to 64 years	(number of operators)	196
65 years and over	(number of operators)	150



U.S. Department of Agriculture  
National Agricultural Statistics Service

[www.agcensus.usda.gov](http://www.agcensus.usda.gov)  
1-800-645-7286

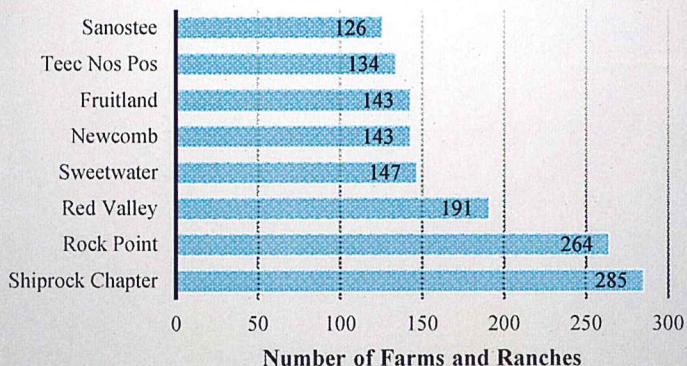


# 2012 CENSUS OF AGRICULTURE



## Navajo Nation: Two Grey Hills

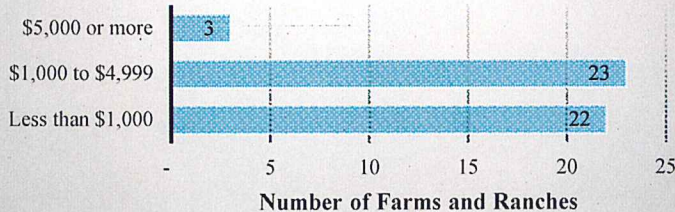
Farms and Ranches by Chapter




Ya'at'ech  
Shiprock Agency



Farms and Ranches by Economic Size



All Operators by Age Group



Two Grey Hills		2012
Number of Farms and Ranches		48
Land in farms and ranches, acres		39,066
Market value of agricultural products sold, \$1,000		\$ 65
Crops, including nursery and greenhouse crops, \$1,000		\$ 10
Livestock, poultry, and their products, \$1,000		\$ 55
Market value of agricultural products sold, Average per farm dollars		\$ 1,354
Total farm production expenses, \$1,000		\$ 209
Average age of: All operators		58



U.S. Department of Agriculture  
National Agricultural Statistics Service

www.agcensus.usda.gov  
1-800-645-7286



# 2012 CENSUS OF AGRICULTURE



<b>Two Grey Hills Livestock</b>		<b>2012</b>
Cattle and calves inventory, farms		31
Cattle and calves inventory, number		475
Beef cows, farms		31
Beef cows, number		391
Sheep and lambs inventory, farms		34
Sheep and lambs inventory, number		696
Total horses and ponies inventory, farms		20
Total horses and ponies inventory, number		107
Goats, all inventory, farms		21
Goats, all inventory, number		170

<b>Two Grey Hills Crops</b>		<b>2012</b>
Corn, traditional, farms		11
Corn, traditional, acres		131
Forage-land used for all hay and haylage, grass silage, and green chop, farms		-
Forage-land used for all hay and haylage, grass silage, and green chop, acres		-
Forage-land used for all hay and haylage, grass silage, and green chop, tons, dry		-
Land in vegetables, farms		3
Land in vegetables, acres		3
Cantaloupes, farms		-
Cantaloupes, acres		-
Honeydew melons, farms		-
Honeydew melons, acres		-
Squash, all, farms		3
Squash, all, acres		2
Watermelons, farms		3
Watermelons, acres		2

<b>Two Grey Hills Demographics</b>		<b>2012</b>
Operators		58
Male		45
Female		13
Average age of: All operators		58
Under 25 years	(number of operators)	-
25 to 44 years	(number of operators)	7
45 to 64 years	(number of operators)	33
65 years and over	(number of operators)	18



U.S. Department of Agriculture  
National Agricultural Statistics Service

[www.agcensus.usda.gov](http://www.agcensus.usda.gov)  
1-800-645-7286

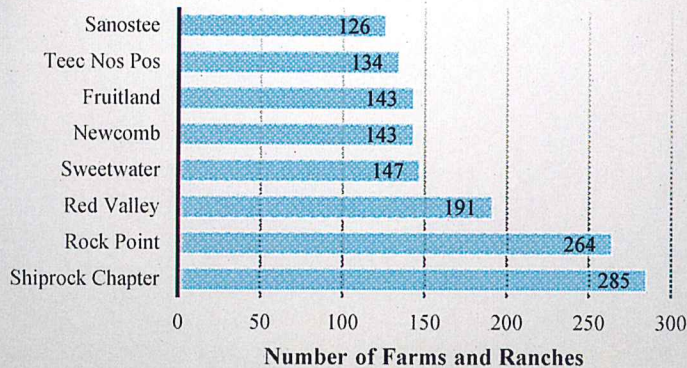


# 2012 CENSUS OF AGRICULTURE

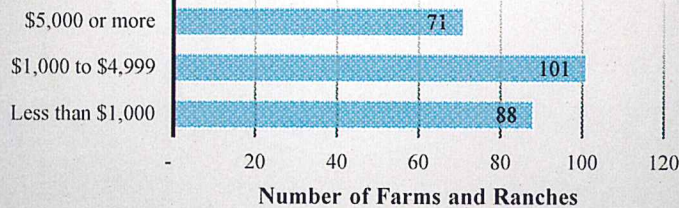


## Navajo Nation: Dist 13

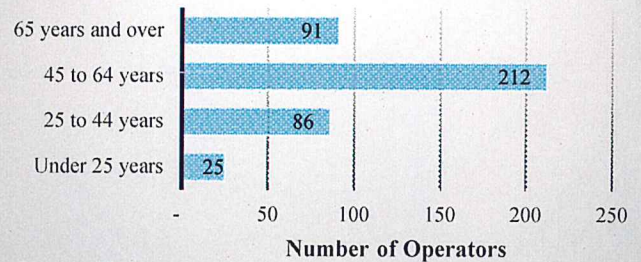
Farms and Ranches by Chapter



Farms and Ranches by Economic Size



All Operators by Age Group



Dist 13	2012
Number of Farms and Ranches	260
Land in farms and ranches, acres	46,943
Market value of agricultural products sold, \$1,000	\$ 1,046
Crops, including nursery and greenhouse crops, \$1,000	\$ 907
Livestock, poultry, and their products, \$1,000	\$ 139
Market value of agricultural products sold, Average per farm dollars	\$ 4,025
Total farm production expenses, \$1,000	\$ 1,349
Average age of: All operators	53



U.S. Department of Agriculture  
National Agricultural Statistics Service

www.agcensus.usda.gov  
1-800-645-7286



# 2012 CENSUS OF AGRICULTURE



<b>Dist 13 Livestock</b>	<b>2012</b>
Cattle and calves inventory, farms	70
Cattle and calves inventory, number	695
Beef cows, farms	47
Beef cows, number	542
Sheep and lambs inventory, farms	103
Sheep and lambs inventory, number	1,573
Total horses and ponies inventory, farms	53
Total horses and ponies inventory, number	149
Goats, all inventory, farms	39
Goats, all inventory, number	430

<b>Dist 13 Crops</b>	<b>2012</b>
Corn, traditional, farms	111
Corn, traditional, acres	238
Forage-land used for all hay and haylage, grass silage, and green chop, farms	182
Forage-land used for all hay and haylage, grass silage, and green chop, acres	(D)
Forage-land used for all hay and haylage, grass silage, and green chop, tons, dry	2,814
Land in vegetables, farms	116
Land in vegetables, acres	269
Cantaloupes, farms	53
Cantaloupes, acres	43
Honeydew melons, farms	27
Honeydew melons, acres	34
Squash, all, farms	65
Squash, all, acres	57
Watermelons, farms	97
Watermelons, acres	87

<b>Dist 13 Demographics</b>	<b>2012</b>
Operators	414
Male	274
Female	140
Average age of: All operators	53
Under 25 years (number of operators)	25
25 to 44 years (number of operators)	86
45 to 64 years (number of operators)	212
65 years and over (number of operators)	91



U.S. Department of Agriculture  
National Agricultural Statistics Service

[www.agcensus.usda.gov](http://www.agcensus.usda.gov)  
1-800-645-7286

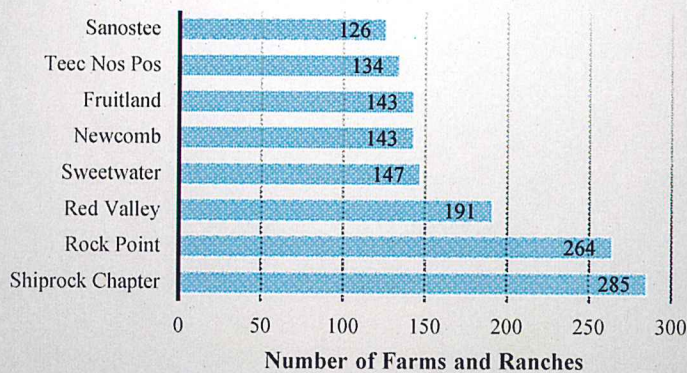


# 2012 CENSUS OF AGRICULTURE

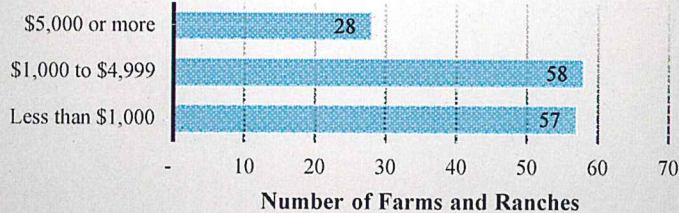


## Navajo Nation: Fruitland

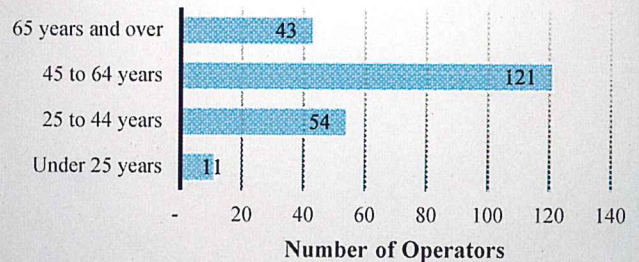
Farms and Ranches by Chapter



Farms and Ranches by Economic Size



All Operators by Age Group



### Fruitland

	2012
Number of Farms and Ranches	143
Land in farms and ranches, acres	25,867
Market value of agricultural products sold, \$1,000	\$ 438
Crops, including nursery and greenhouse crops, \$1,000	\$ 401
Livestock, poultry, and their products, \$1,000	\$ 37
Market value of agricultural products sold, Average per farm dollars	\$ 3,062
Total farm production expenses, \$1,000	\$ 813
Average age of: All operators	53



U.S. Department of Agriculture  
National Agricultural Statistics Service

www.agcensus.usda.gov  
1-800-645-7286



# 2012 CENSUS OF AGRICULTURE



<b>Fruitland Livestock</b>	<b>2012</b>
Cattle and calves inventory, farms	51
Cattle and calves inventory, number	323
Beef cows, farms	31
Beef cows, number	251
Sheep and lambs inventory, farms	47
Sheep and lambs inventory, number	653
Total horses and ponies inventory, farms	27
Total horses and ponies inventory, number	96
Goats, all inventory, farms	21
Goats, all inventory, number	110

<b>Fruitland Crops</b>	<b>2012</b>
Corn, traditional, farms	55
Corn, traditional, acres	129
Forage-land used for all hay and haylage, grass silage, and green chop, farms	100
Forage-land used for all hay and haylage, grass silage, and green chop, acres	(D)
Forage-land used for all hay and haylage, grass silage, and green chop, tons, dry	1,509
Land in vegetables, farms	61
Land in vegetables, acres	199
Cantaloupes, farms	31
Cantaloupes, acres	25
Honeydew melons, farms	20
Honeydew melons, acres	30
Squash, all, farms	28
Squash, all, acres	36
Watermelons, farms	51
Watermelons, acres	54

<b>Fruitland Demographics</b>	<b>2012</b>
Operators	229
Male	159
Female	70
Average age of: All operators	53
Under 25 years (number of operators)	11
25 to 44 years (number of operators)	54
45 to 64 years (number of operators)	121
65 years and over (number of operators)	43



U.S. Department of Agriculture  
National Agricultural Statistics Service

[www.agcensus.usda.gov](http://www.agcensus.usda.gov)  
1-800-645-7286

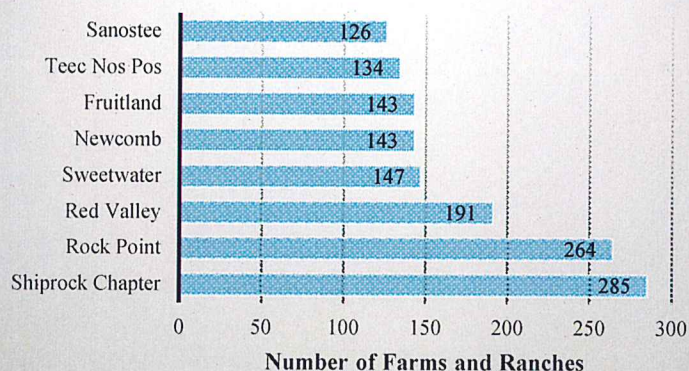


# 2012 CENSUS OF AGRICULTURE



## Navajo Nation: Nenahnezad

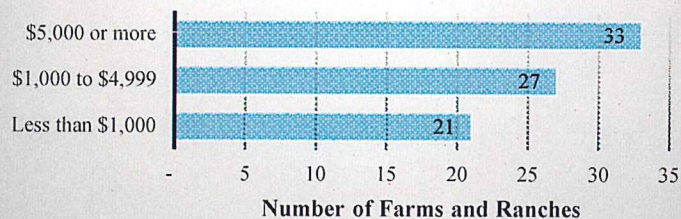
Farms and Ranches by Chapter




Ya 'at 'ech  
Shiprock Agency



Farms and Ranches by Economic Size



All Operators by Age Group



### Nenahnezad

2012

Number of Farms and Ranches	81
Land in farms and ranches, acres	16,767
Market value of agricultural products sold, \$1,000	\$ 455
Crops, including nursery and greenhouse crops, \$1,000	\$ 377
Livestock, poultry, and their products, \$1,000	\$ 78
Market value of agricultural products sold, Average per farm dollars	\$ 5,618
Total farm production expenses, \$1,000	\$ 417
Average age of: All operators	51



U.S. Department of Agriculture  
National Agricultural Statistics Service

www.agcensus.usda.gov  
1-800-645-7286



# 2012 CENSUS OF AGRICULTURE



<b>Nenahnezad Livestock</b>		<b>2012</b>
Cattle and calves inventory, farms		15
Cattle and calves inventory, number		300
Beef cows, farms		12
Beef cows, number		231
Sheep and lambs inventory, farms		38
Sheep and lambs inventory, number		657
Total horses and ponies inventory, farms		21
Total horses and ponies inventory, number		45
Goats, all inventory, farms		7
Goats, all inventory, number		75

<b>Nenahnezad Crops</b>		<b>2012</b>
Corn, traditional, farms		44
Corn, traditional, acres		76
Forage-land used for all hay and haylage, grass silage, and green chop, farms		54
Forage-land used for all hay and haylage, grass silage, and green chop, acres		(D)
Forage-land used for all hay and haylage, grass silage, and green chop, tons, dry		897
Land in vegetables, farms		46
Land in vegetables, acres		60
Cantaloupes, farms		19
Cantaloupes, acres		16
Honeydew melons, farms		5
Honeydew melons, acres		(D)
Squash, all, farms		30
Squash, all, acres		16
Watermelons, farms		38
Watermelons, acres		29

<b>Nenahnezad Demographics</b>		<b>2012</b>
Operators		136
Male		78
Female		58
Average age of: All operators		51
Under 25 years	(number of operators)	14
25 to 44 years	(number of operators)	19
45 to 64 years	(number of operators)	71
65 years and over	(number of operators)	32



U.S. Department of Agriculture  
National Agricultural Statistics Service

[www.agcensus.usda.gov](http://www.agcensus.usda.gov)  
1-800-645-7286

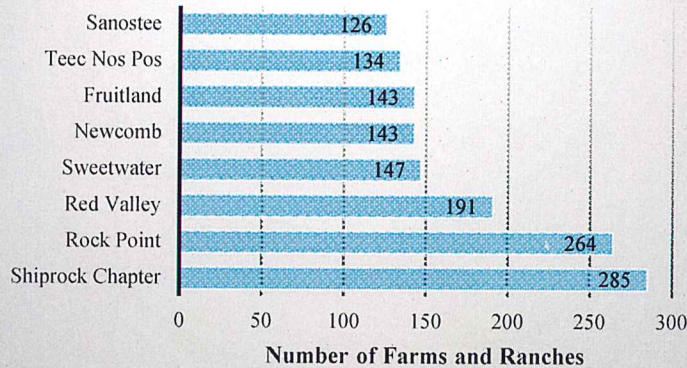


# 2012 CENSUS OF AGRICULTURE




## Navajo Nation: San Juan


Farms and Ranches by Chapter



Farms and Ranches by Economic Size



All Operators by Age Group



### San Juan

2012

Number of Farms and Ranches	36
Land in farms and ranches, acres	4,309
Market value of agricultural products sold, \$1,000	\$ 153
Crops, including nursery and greenhouse crops, \$1,000	\$ 129
Livestock, poultry, and their products, \$1,000	\$ 24
Market value of agricultural products sold, Average per farm dollars	\$ 4,264
Total farm production expenses, \$1,000	\$ 119
Average age of: All operators	55



U.S. Department of Agriculture  
National Agricultural Statistics Service

www.agcensus.usda.gov  
1-800-645-7286



# 2012 CENSUS OF AGRICULTURE



San Juan Livestock		2012
Cattle and calves inventory, farms		4
Cattle and calves inventory, number		72
Beef cows, farms		4
Beef cows, number		60
Sheep and lambs inventory, farms		18
Sheep and lambs inventory, number		263
Total horses and ponies inventory, farms		5
Total horses and ponies inventory, number		8
Goats, all inventory, farms		11
Goats, all inventory, number		245

San Juan Crops		2012
Corn, traditional, farms		12
Corn, traditional, acres		32
Forage-land used for all hay and haylage, grass silage, and green chop, farms		28
Forage-land used for all hay and haylage, grass silage, and green chop, acres		181
Forage-land used for all hay and haylage, grass silage, and green chop, tons, dry		408
Land in vegetables, farms		9
Land in vegetables, acres		10
Cantaloupes, farms		3
Cantaloupes, acres		2
Honeydew melons, farms		2
Honeydew melons, acres		(D)
Squash, all, farms		7
Squash, all, acres		6
Watermelons, farms		8
Watermelons, acres		4

San Juan Demographics		2012
Operators		49
Male		37
Female		12
Average age of: All operators		55
Under 25 years	(number of operators)	-
25 to 44 years	(number of operators)	13
45 to 64 years	(number of operators)	20
65 years and over	(number of operators)	16



U.S. Department of Agriculture  
National Agricultural Statistics Service

[www.agcensus.usda.gov](http://www.agcensus.usda.gov)  
1-800-645-7286