

# 2012 CENSUS OF AGRICULTURE




## Navajo Nation: Eastern Agency

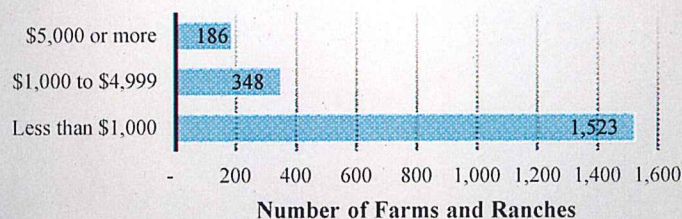


Ya 'at 'eech  
Eastern Agency

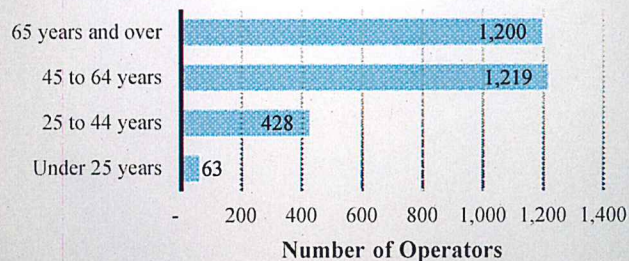
### Farms and Ranches by Chapter



### Farms and Ranches by Economic Size



### All Operators by Age Group



Eastern Agency		2012
Number of Farms and Ranches		2,057
Land in farms and ranches, acres		1,999,527
Market value of agricultural products sold, \$1,000		\$ 3,466
Crops, including nursery and greenhouse crops, \$1,000		\$ 418
Livestock, poultry, and their products, \$1,000		\$ 3,048
Market value of agricultural products sold, Average per farm dollars		\$ 1,685
Total farm production expenses, \$1,000		\$ 11,750
Average age of: All operators		60



U.S. Department of Agriculture  
National Agricultural Statistics Service

www.agcensus.usda.gov  
1-800-645-7286



# 2012 CENSUS OF AGRICULTURE



<b>Eastern Agency Livestock</b>		<b>2012</b>
Cattle and calves inventory, farms		1,334
Cattle and calves inventory, number		17,379
Beef cows, farms		1,202
Beef cows, number		12,958
Sheep and lambs inventory, farms		1,235
Sheep and lambs inventory, number		20,818
Total horses and ponies inventory, farms		997
Total horses and ponies inventory, number		5,803
Goats, all inventory, farms		854
Goats, all inventory, number		9,792

<b>Eastern Agency Crops</b>		<b>2012</b>
Corn, traditional, farms		92
Corn, traditional, acres		(D)
Forage-land used for all hay and haylage, grass silage, and green chop, farms		12
Forage-land used for all hay and haylage, grass silage, and green chop, acres		330
Forage-land used for all hay and haylage, grass silage, and green chop, tons, dry		342
Land in vegetables, farms		80
Land in vegetables, acres		155
Cantaloupes, farms		7
Cantaloupes, acres		(D)
Honeydew melons, farms		1
Honeydew melons, acres		(D)
Squash, all, farms		68
Squash, all, acres		71
Watermelons, farms		28
Watermelons, acres		27

<b>Eastern Agency Demographics</b>		<b>2012</b>
Operators		2,910
Male		1,587
Female		1,323
Average age of: All operators		60
Under 25 years	(number of operators)	63
25 to 44 years	(number of operators)	428
45 to 64 years	(number of operators)	1,219
65 years and over	(number of operators)	1,200



U.S. Department of Agriculture  
National Agricultural Statistics Service

[www.agcensus.usda.gov](http://www.agcensus.usda.gov)  
1-800-645-7286

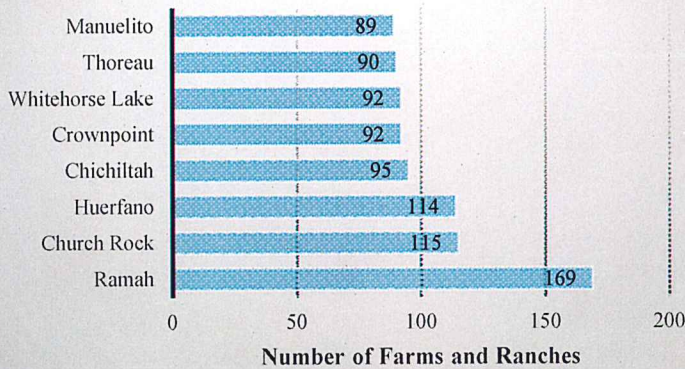


# 2012 CENSUS OF AGRICULTURE



## Navajo Nation: Dist 15

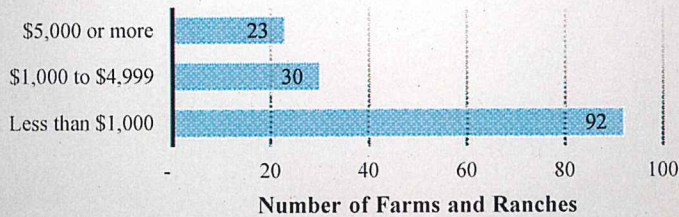
Farms and Ranches by Chapter



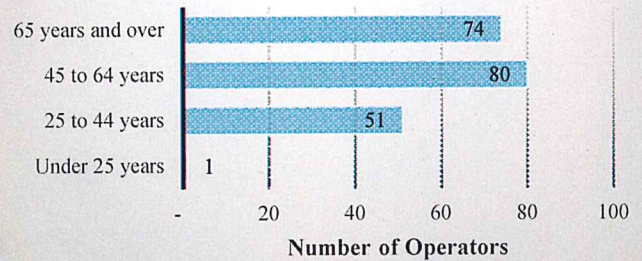
Ya 'at 'ech  
Eastern Agency



Farms and Ranches by Economic Size



All Operators by Age Group



### Dist 15

	2012
Number of Farms and Ranches	145
Land in farms and ranches, acres	239,804
Market value of agricultural products sold, \$1,000	\$ 277
Crops, including nursery and greenhouse crops, \$1,000	(D)
Livestock, poultry, and their products, \$1,000	(D)
Market value of agricultural products sold, Average per farm dollars	\$ 1,913
Total farm production expenses, \$1,000	\$ 1,155
Average age of: All operators	57



U.S. Department of Agriculture  
National Agricultural Statistics Service

www.agcensus.usda.gov  
1-800-645-7286



# 2012 CENSUS OF AGRICULTURE



<b>Dist 15 Livestock</b>		<b>2012</b>
Cattle and calves inventory, farms		111
Cattle and calves inventory, number		2,082
Beef cows, farms		96
Beef cows, number		1,533
Sheep and lambs inventory, farms		105
Sheep and lambs inventory, number		1,881
Total horses and ponies inventory, farms		56
Total horses and ponies inventory, number		264
Goats, all inventory, farms		78
Goats, all inventory, number		939

<b>Dist 15 Crops</b>		<b>2012</b>
Corn, traditional, farms		-
Corn, traditional, acres		-
Forage-land used for all hay and haylage, grass silage, and green chop, farms		1
Forage-land used for all hay and haylage, grass silage, and green chop, acres		(D)
Forage-land used for all hay and haylage, grass silage, and green chop, tons, dry		(D)
Land in vegetables, farms		-
Land in vegetables, acres		-
Cantaloupes, farms		-
Cantaloupes, acres		-
Honeydew melons, farms		-
Honeydew melons, acres		-
Squash, all, farms		-
Squash, all, acres		-
Watermelons, farms		-
Watermelons, acres		-

<b>Dist 15 Demographics</b>		<b>2012</b>
Operators		206
Male		106
Female		100
Average age of: All operators		57
Under 25 years	(number of operators)	1
25 to 44 years	(number of operators)	51
45 to 64 years	(number of operators)	80
65 years and over	(number of operators)	74



U.S. Department of Agriculture  
National Agricultural Statistics Service

[www.agcensus.usda.gov](http://www.agcensus.usda.gov)  
1-800-645-7286



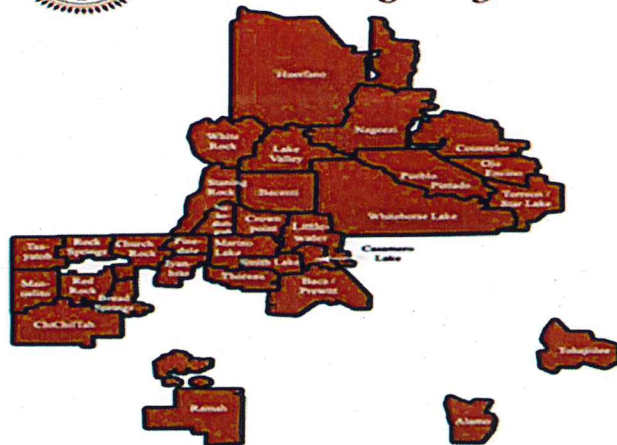
# 2012 CENSUS OF AGRICULTURE



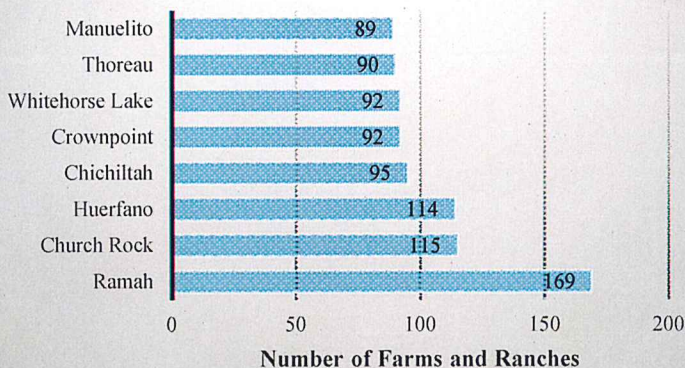
## Navajo Nation: Nahodishgish/Dalton Pass



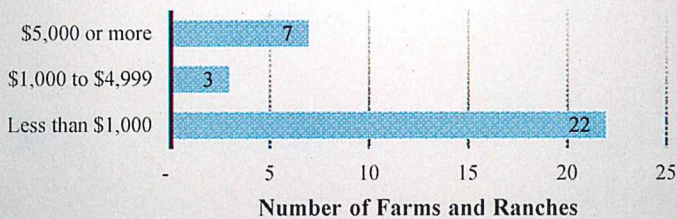
Ya 'at 'ech  
Eastern Agency



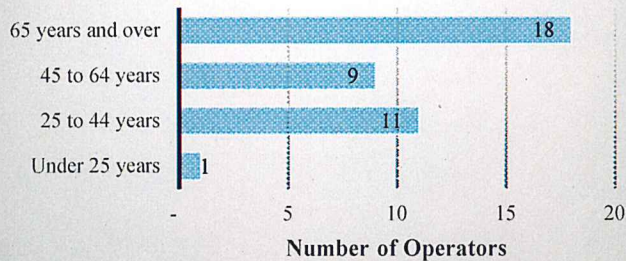
Farms and Ranches by Chapter



Farms and Ranches by Economic Size



All Operators by Age Group



Nahodishgish/Dalton Pass		2012
Number of Farms and Ranches		32
Land in farms and ranches, acres		7,453
Market value of agricultural products sold, \$1,000		\$ 50
Crops, including nursery and greenhouse crops, \$1,000		\$ -
Livestock, poultry, and their products, \$1,000		\$ 50
Market value of agricultural products sold, Average per farm dollars		\$ 1,557
Total farm production expenses, \$1,000		\$ 127
Average age of: All operators		57



U.S. Department of Agriculture  
National Agricultural Statistics Service

www.agcensus.usda.gov  
1-800-645-7286



# 2012 CENSUS OF AGRICULTURE



<b>Nahodishgish/Dalton Pass Livestock</b>		<b>2012</b>
Cattle and calves inventory, farms		22
Cattle and calves inventory, number		196
Beef cows, farms		11
Beef cows, number		69
Sheep and lambs inventory, farms		23
Sheep and lambs inventory, number		222
Total horses and ponies inventory, farms		19
Total horses and ponies inventory, number		77
Goats, all inventory, farms		19
Goats, all inventory, number		153

<b>Nahodishgish/Dalton Pass Crops</b>		<b>2012</b>
Corn, traditional, farms		-
Corn, traditional, acres		-
Forage-land used for all hay and haylage, grass silage, and green chop, farms		-
Forage-land used for all hay and haylage, grass silage, and green chop, acres		-
Forage-land used for all hay and haylage, grass silage, and green chop, tons, dry		-
Land in vegetables, farms		-
Land in vegetables, acres		-
Cantaloupes, farms		-
Cantaloupes, acres		-
Honeydew melons, farms		-
Honeydew melons, acres		-
Squash, all, farms		-
Squash, all, acres		-
Watermelons, farms		-
Watermelons, acres		-

<b>Nahodishgish/Dalton Pass Demographics</b>		<b>2012</b>
Operators		39
Male		18
Female		21
Average age of: All operators		57
Under 25 years	(number of operators)	1
25 to 44 years	(number of operators)	11
45 to 64 years	(number of operators)	9
65 years and over	(number of operators)	18



U.S. Department of Agriculture  
National Agricultural Statistics Service

[www.agcensus.usda.gov](http://www.agcensus.usda.gov)  
1-800-645-7286



# 2012 CENSUS OF AGRICULTURE



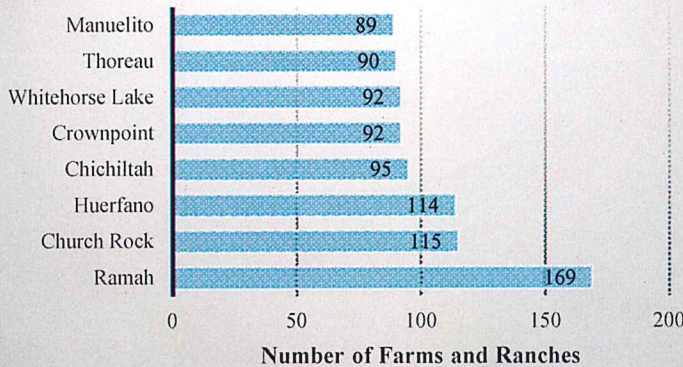
## Navajo Nation: Standing Rock



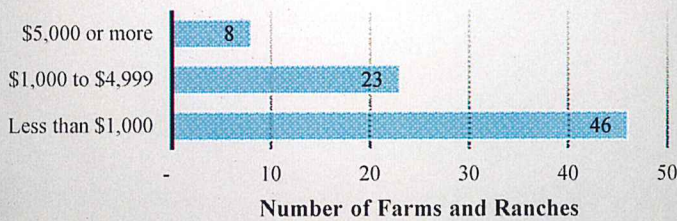
Ya 'at 'eeh  
Eastern Agency




Farms and Ranches by Chapter



Farms and Ranches by Economic Size



All Operators by Age Group



### Standing Rock

2012

Number of Farms and Ranches	77
Land in farms and ranches, acres	99,355
Market value of agricultural products sold, \$1,000	\$ 170
Crops, including nursery and greenhouse crops, \$1,000	\$ -
Livestock, poultry, and their products, \$1,000	\$ 170
Market value of agricultural products sold, Average per farm dollars	\$ 2,214
Total farm production expenses, \$1,000	\$ 849
Average age of: All operators	56



U.S. Department of Agriculture  
National Agricultural Statistics Service

www.agcensus.usda.gov  
1-800-645-7286



# 2012 CENSUS OF AGRICULTURE



<b>Standing Rock Livestock</b>		<b>2012</b>
Cattle and calves inventory, farms		66
Cattle and calves inventory, number		1,343
Beef cows, farms		63
Beef cows, number		1,140
Sheep and lambs inventory, farms		55
Sheep and lambs inventory, number		1,177
Total horses and ponies inventory, farms		27
Total horses and ponies inventory, number		149
Goats, all inventory, farms		42
Goats, all inventory, number		543

<b>Standing Rock Crops</b>		<b>2012</b>
Corn, traditional, farms		-
Corn, traditional, acres		-
Forage-land used for all hay and haylage, grass silage, and green chop, farms		-
Forage-land used for all hay and haylage, grass silage, and green chop, acres		-
Forage-land used for all hay and haylage, grass silage, and green chop, tons, dry		-
Land in vegetables, farms		-
Land in vegetables, acres		-
Cantaloupes, farms		-
Cantaloupes, acres		-
Honeydew melons, farms		-
Honeydew melons, acres		-
Squash, all, farms		-
Squash, all, acres		-
Watermelons, farms		-
Watermelons, acres		-

<b>Standing Rock Demographics</b>		<b>2012</b>
Operators		126
Male		68
Female		58
Average age of: All operators		56
Under 25 years	(number of operators)	-
25 to 44 years	(number of operators)	37
45 to 64 years	(number of operators)	51
65 years and over	(number of operators)	38



U.S. Department of Agriculture  
National Agricultural Statistics Service

[www.agcensus.usda.gov](http://www.agcensus.usda.gov)  
1-800-645-7286



# 2012 CENSUS OF AGRICULTURE



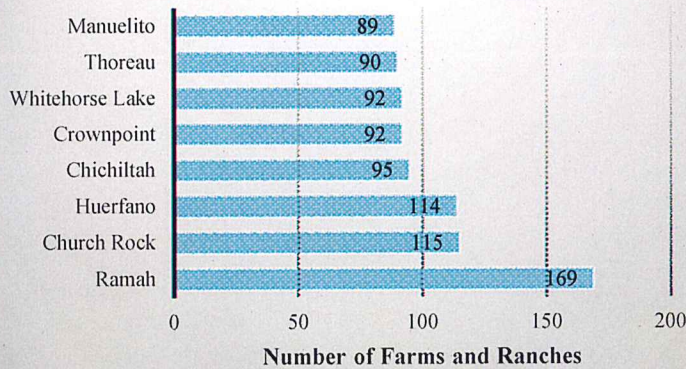
## Navajo Nation: Whiterock



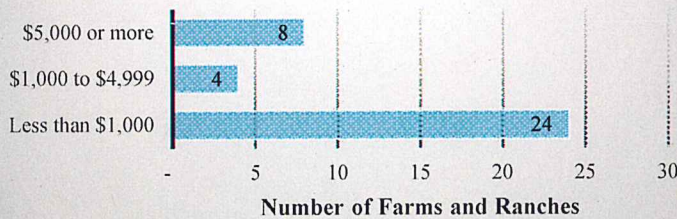
Ya 'at 'ech  
Eastern Agency




Farms and Ranches by Chapter



Farms and Ranches by Economic Size



All Operators by Age Group



### Whiterock

2012

Number of Farms and Ranches	36
Land in farms and ranches, acres	132,996
Market value of agricultural products sold, \$1,000	\$ 57
Crops, including nursery and greenhouse crops, \$1,000	(D)
Livestock, poultry, and their products, \$1,000	(D)
Market value of agricultural products sold, Average per farm dollars	\$ 1,587
Total farm production expenses, \$1,000	\$ 179
Average age of: All operators	61



U.S. Department of Agriculture  
National Agricultural Statistics Service

www.agcensus.usda.gov  
1-800-645-7286



# 2012 CENSUS OF AGRICULTURE



Whiterock Livestock	2012
Cattle and calves inventory, farms	23
Cattle and calves inventory, number	543
Beef cows, farms	22
Beef cows, number	324
Sheep and lambs inventory, farms	27
Sheep and lambs inventory, number	482
Total horses and ponies inventory, farms	10
Total horses and ponies inventory, number	38
Goats, all inventory, farms	17
Goats, all inventory, number	243

Whiterock Crops	2012
Corn, traditional, farms	-
Corn, traditional, acres	-
Forage-land used for all hay and haylage, grass silage, and green chop, farms	1
Forage-land used for all hay and haylage, grass silage, and green chop, acres	(D)
Forage-land used for all hay and haylage, grass silage, and green chop, tons, dry	(D)
Land in vegetables, farms	-
Land in vegetables, acres	-
Cantaloupes, farms	-
Cantaloupes, acres	-
Honeydew melons, farms	-
Honeydew melons, acres	-
Squash, all, farms	-
Squash, all, acres	-
Watermelons, farms	-
Watermelons, acres	-

Whiterock Demographics	2012
Operators	41
Male	20
Female	21
Average age of: All operators	61
Under 25 years (number of operators)	-
25 to 44 years (number of operators)	3
45 to 64 years (number of operators)	20
65 years and over (number of operators)	18



U.S. Department of Agriculture  
National Agricultural Statistics Service

[www.agcensus.usda.gov](http://www.agcensus.usda.gov)  
1-800-645-7286

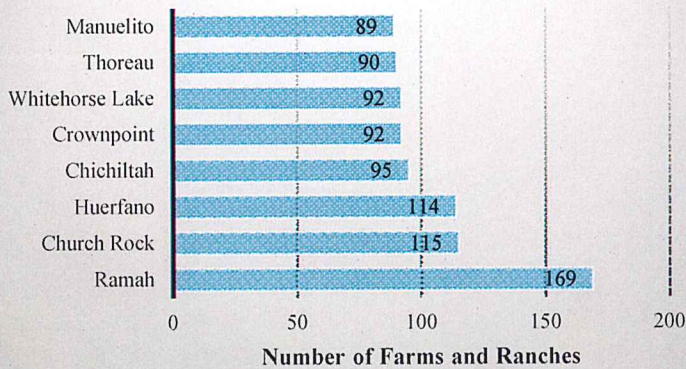


# 2012 CENSUS OF AGRICULTURE



## Navajo Nation: Dist 16

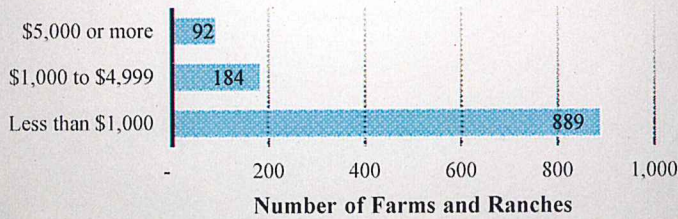
Farms and Ranches by Chapter




Ya 'at 'eeh  
EASTERN AGENCY



Farms and Ranches by Economic Size



All Operators by Age Group



### Dist 16

	2012
Number of Farms and Ranches	1,165
Land in farms and ranches, acres	922,785
Market value of agricultural products sold, \$1,000	\$ 2,110
Crops, including nursery and greenhouse crops, \$1,000	\$ 323
Livestock, poultry, and their products, \$1,000	\$ 1,786
Market value of agricultural products sold, Average per farm dollars	\$ 1,811
Total farm production expenses, \$1,000	\$ 6,716
Average age of: All operators	59



U.S. Department of Agriculture  
National Agricultural Statistics Service

www.agcensus.usda.gov  
1-800-645-7286



# 2012 CENSUS OF AGRICULTURE



<b>Dist 16 Livestock</b>		<b>2012</b>
Cattle and calves inventory, farms		746
Cattle and calves inventory, number		8,738
Beef cows, farms		678
Beef cows, number		6,785
Sheep and lambs inventory, farms		705
Sheep and lambs inventory, number		11,088
Total horses and ponies inventory, farms		583
Total horses and ponies inventory, number		2,821
Goats, all inventory, farms		484
Goats, all inventory, number		(D)

<b>Dist 16 Crops</b>		<b>2012</b>
Corn, traditional, farms		72
Corn, traditional, acres		123
Forage-land used for all hay and haylage, grass silage, and green chop, farms		1
Forage-land used for all hay and haylage, grass silage, and green chop, acres		(D)
Forage-land used for all hay and haylage, grass silage, and green chop, tons, dry		(D)
Land in vegetables, farms		55
Land in vegetables, acres		102
Cantaloupes, farms		6
Cantaloupes, acres		(D)
Honeydew melons, farms		-
Honeydew melons, acres		-
Squash, all, farms		51
Squash, all, acres		62
Watermelons, farms		10
Watermelons, acres		16

<b>Dist 16 Demographics</b>		<b>2012</b>
Operators		1,610
Male		847
Female		763
Average age of: All operators		59
Under 25 years	(number of operators)	43
25 to 44 years	(number of operators)	221
45 to 64 years	(number of operators)	708
65 years and over	(number of operators)	638



U.S. Department of Agriculture  
National Agricultural Statistics Service

[www.agcensus.usda.gov](http://www.agcensus.usda.gov)  
1-800-645-7286


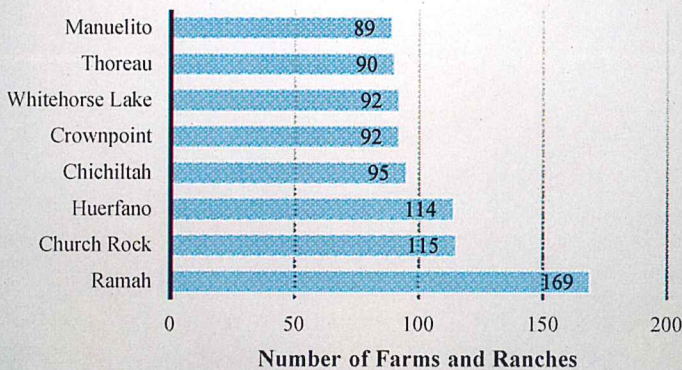


# 2012 CENSUS OF AGRICULTURE

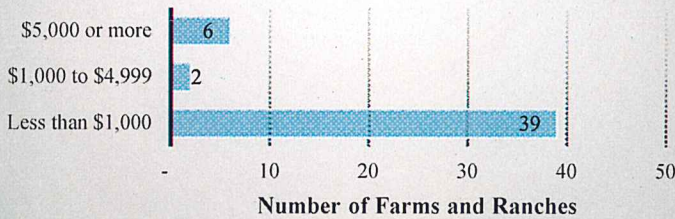


## Navajo Nation: Baca

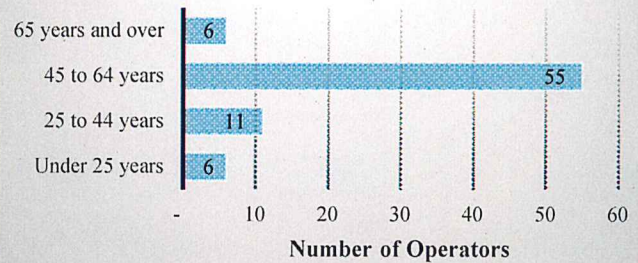
Farms and Ranches by Chapter



Farms and Ranches by Economic Size



All Operators by Age Group



Baca	2012
Number of Farms and Ranches	47
Land in farms and ranches, acres	27,536
Market value of agricultural products sold, \$1,000	\$ 75
Crops, including nursery and greenhouse crops, \$1,000	\$ 14
Livestock, poultry, and their products, \$1,000	\$ 61
Market value of agricultural products sold, Average per farm dollars	\$ 1,606
Total farm production expenses, \$1,000	\$ 198
Average age of: All operators	51



U.S. Department of Agriculture  
National Agricultural Statistics Service

www.agcensus.usda.gov  
1-800-645-7286



# 2012 CENSUS OF AGRICULTURE



<b>Baca Livestock</b>	<b>2012</b>
Cattle and calves inventory, farms	32
Cattle and calves inventory, number	206
Beef cows, farms	27
Beef cows, number	190
Sheep and lambs inventory, farms	21
Sheep and lambs inventory, number	192
Total horses and ponies inventory, farms	23
Total horses and ponies inventory, number	223
Goats, all inventory, farms	19
Goats, all inventory, number	117

<b>Baca Crops</b>	<b>2012</b>
Corn, traditional, farms	7
Corn, traditional, acres	7
Forage-land used for all hay and haylage, grass silage, and green chop, farms	-
Forage-land used for all hay and haylage, grass silage, and green chop, acres	-
Forage-land used for all hay and haylage, grass silage, and green chop, tons, dry	-
Land in vegetables, farms	7
Land in vegetables, acres	4
Cantaloupes, farms	6
Cantaloupes, acres	(D)
Honeydew melons, farms	-
Honeydew melons, acres	-
Squash, all, farms	7
Squash, all, acres	1
Watermelons, farms	-
Watermelons, acres	-

<b>Baca Demographics</b>	<b>2012</b>
Operators	78
Male	47
Female	31
Average age of: All operators	51
Under 25 years (number of operators)	6
25 to 44 years (number of operators)	11
45 to 64 years (number of operators)	55
65 years and over (number of operators)	6



U.S. Department of Agriculture  
National Agricultural Statistics Service

[www.agcensus.usda.gov](http://www.agcensus.usda.gov)  
1-800-645-7286



# 2012 CENSUS OF AGRICULTURE

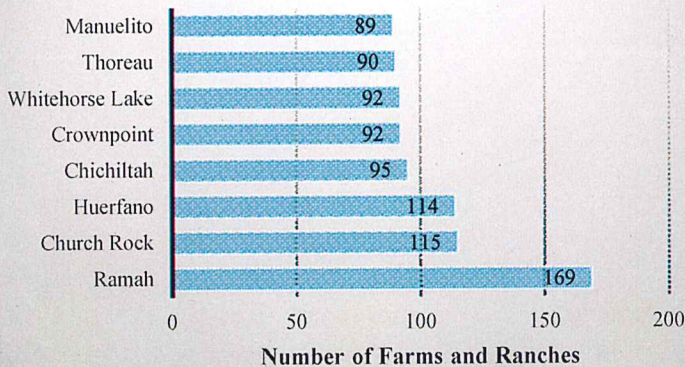


## Navajo Nation: Bread Springs

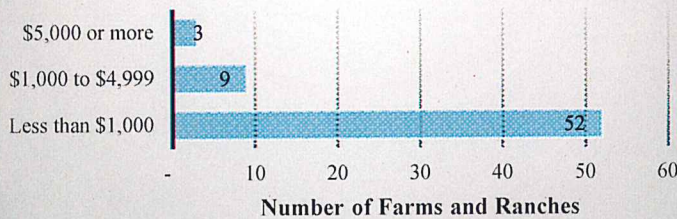


Ya 'at 'ech  
Eastern Agency


Farms and Ranches by Chapter



Farms and Ranches by Economic Size



All Operators by Age Group



Bread Springs		2012
Number of Farms and Ranches		64
Land in farms and ranches, acres		48,685
Market value of agricultural products sold, \$1,000		\$ 52
Crops, including nursery and greenhouse crops, \$1,000		(D)
Livestock, poultry, and their products, \$1,000		(D)
Market value of agricultural products sold, Average per farm dollars		\$ 806
Total farm production expenses, \$1,000		\$ 270
Average age of: All operators		52



U.S. Department of Agriculture  
National Agricultural Statistics Service

www.agcensus.usda.gov  
1-800-645-7286



# 2012 CENSUS OF AGRICULTURE



<b>Bread Springs Livestock</b>		<b>2012</b>
Cattle and calves inventory, farms		39
Cattle and calves inventory, number		481
Beef cows, farms		26
Beef cows, number		218
Sheep and lambs inventory, farms		28
Sheep and lambs inventory, number		239
Total horses and ponies inventory, farms		30
Total horses and ponies inventory, number		118
Goats, all inventory, farms		45
Goats, all inventory, number		555

<b>Bread Springs Crops</b>		<b>2012</b>
Corn, traditional, farms		1
Corn, traditional, acres		(D)
Forage-land used for all hay and haylage, grass silage, and green chop, farms		-
Forage-land used for all hay and haylage, grass silage, and green chop, acres		-
Forage-land used for all hay and haylage, grass silage, and green chop, tons, dry		-
Land in vegetables, farms		-
Land in vegetables, acres		-
Cantaloupes, farms		-
Cantaloupes, acres		-
Honeydew melons, farms		-
Honeydew melons, acres		-
Squash, all, farms		-
Squash, all, acres		-
Watermelons, farms		-
Watermelons, acres		-

<b>Bread Springs Demographics</b>		<b>2012</b>
Operators		96
Male		42
Female		54
Average age of: All operators		52
Under 25 years	(number of operators)	-
25 to 44 years	(number of operators)	23
45 to 64 years	(number of operators)	53
65 years and over	(number of operators)	20



U.S. Department of Agriculture  
National Agricultural Statistics Service

[www.agcensus.usda.gov](http://www.agcensus.usda.gov)  
1-800-645-7286



# 2012 CENSUS OF AGRICULTURE



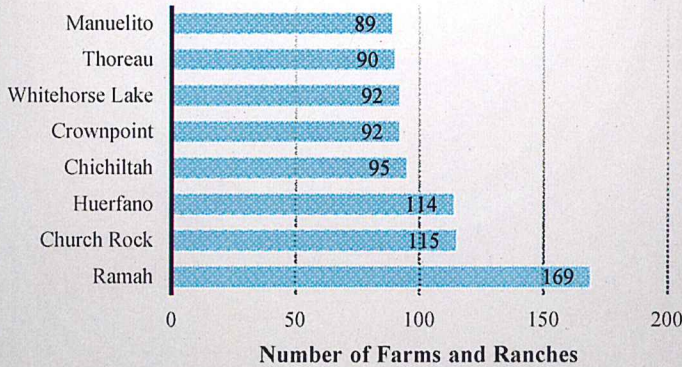
## Navajo Nation: Casamero Lake



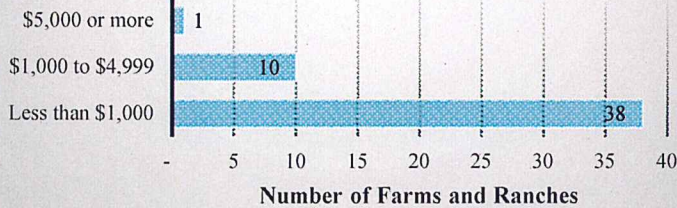
Ya'at'ech  
Eastern Agency




Farms and Ranches by Chapter



Farms and Ranches by Economic Size



All Operators by Age Group



### Casamero Lake

2012

Number of Farms and Ranches	49
Land in farms and ranches, acres	53,652
Market value of agricultural products sold, \$1,000	\$ 31
Crops, including nursery and greenhouse crops, \$1,000	\$ -
Livestock, poultry, and their products, \$1,000	\$ 31
Market value of agricultural products sold, Average per farm dollars	\$ 639
Total farm production expenses, \$1,000	\$ 231
Average age of: All operators	59



U.S. Department of Agriculture  
National Agricultural Statistics Service

www.agcensus.usda.gov  
1-800-645-7286



# 2012 CENSUS OF AGRICULTURE



<b>Casamero Lake Livestock</b>	<b>2012</b>
Cattle and calves inventory, farms	34
Cattle and calves inventory, number	347
Beef cows, farms	34
Beef cows, number	273
Sheep and lambs inventory, farms	43
Sheep and lambs inventory, number	670
Total horses and ponies inventory, farms	14
Total horses and ponies inventory, number	55
Goats, all inventory, farms	36
Goats, all inventory, number	466

<b>Casamero Lake Crops</b>	<b>2012</b>
Corn, traditional, farms	-
Corn, traditional, acres	-
Forage-land used for all hay and haylage, grass silage, and green chop, farms	-
Forage-land used for all hay and haylage, grass silage, and green chop, acres	-
Forage-land used for all hay and haylage, grass silage, and green chop, tons, dry	-
Land in vegetables, farms	-
Land in vegetables, acres	-
Cantaloupes, farms	-
Cantaloupes, acres	-
Honeydew melons, farms	-
Honeydew melons, acres	-
Squash, all, farms	-
Squash, all, acres	-
Watermelons, farms	-
Watermelons, acres	-

<b>Casamero Lake Demographics</b>	<b>2012</b>
Operators	66
Male	29
Female	37
Average age of: All operators	59
Under 25 years (number of operators)	1
25 to 44 years (number of operators)	4
45 to 64 years (number of operators)	44
65 years and over (number of operators)	17



U.S. Department of Agriculture  
National Agricultural Statistics Service

[www.agcensus.usda.gov](http://www.agcensus.usda.gov)  
1-800-645-7286



# 2012 CENSUS OF AGRICULTURE



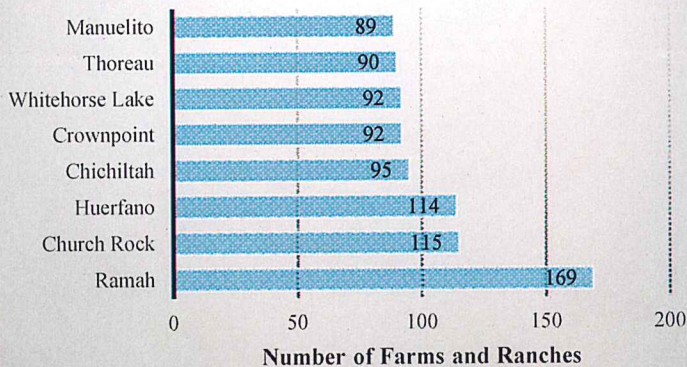
## Navajo Nation: Chichiltah



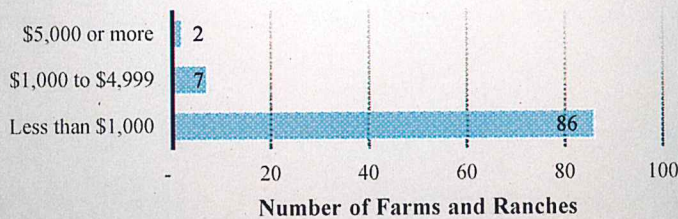
Ya 'at 'eeh  
Eastern Agency



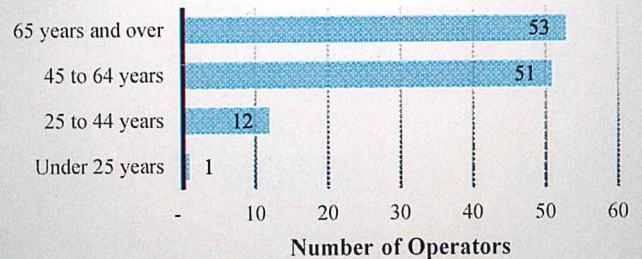
Farms and Ranches by Chapter



Farms and Ranches by Economic Size



All Operators by Age Group



### Chichiltah

2012

Number of Farms and Ranches	95
Land in farms and ranches, acres	61,844
Market value of agricultural products sold, \$1,000	\$ 87
Crops, including nursery and greenhouse crops, \$1,000	(D)
Livestock, poultry, and their products, \$1,000	(D)
Market value of agricultural products sold, Average per farm dollars	\$ 911
Total farm production expenses, \$1,000	\$ 500
Average age of: All operators	62



U.S. Department of Agriculture  
National Agricultural Statistics Service

www.agcensus.usda.gov  
1-800-645-7286



# 2012 CENSUS OF AGRICULTURE



<b>Chichiltah Livestock</b>		<b>2012</b>
Cattle and calves inventory, farms		48
Cattle and calves inventory, number		484
Beef cows, farms		41
Beef cows, number		390
Sheep and lambs inventory, farms		58
Sheep and lambs inventory, number		583
Total horses and ponies inventory, farms		44
Total horses and ponies inventory, number		176
Goats, all inventory, farms		48
Goats, all inventory, number		498

<b>Chichiltah Crops</b>		<b>2012</b>
Corn, traditional, farms		7
Corn, traditional, acres		4
Forage-land used for all hay and haylage, grass silage, and green chop, farms		-
Forage-land used for all hay and haylage, grass silage, and green chop, acres		-
Forage-land used for all hay and haylage, grass silage, and green chop, tons, dry		-
Land in vegetables, farms		1
Land in vegetables, acres		(D)
Cantaloupes, farms		-
Cantaloupes, acres		-
Honeydew melons, farms		-
Honeydew melons, acres		-
Squash, all, farms		1
Squash, all, acres		(D)
Watermelons, farms		1
Watermelons, acres		(D)

<b>Chichiltah Demographics</b>		<b>2012</b>
Operators		117
Male		52
Female		65
Average age of: All operators		62
Under 25 years	(number of operators)	1
25 to 44 years	(number of operators)	12
45 to 64 years	(number of operators)	51
65 years and over	(number of operators)	53



U.S. Department of Agriculture  
National Agricultural Statistics Service

[www.agcensus.usda.gov](http://www.agcensus.usda.gov)  
1-800-645-7286



# 2012 CENSUS OF AGRICULTURE



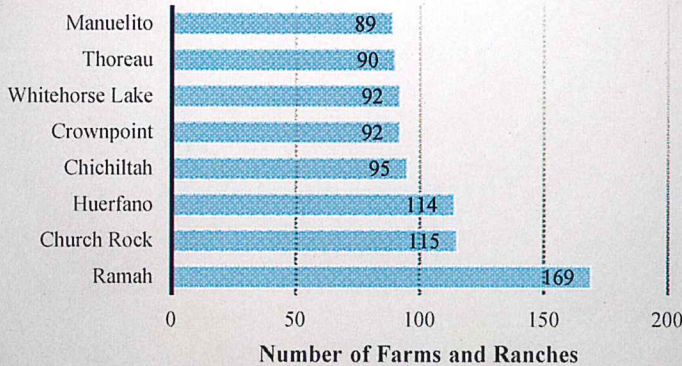
## Navajo Nation: Church Rock




Ya 'at 'ech  
Eastern Agency




Farms and Ranches by Chapter



Farms and Ranches by Economic Size



All Operators by Age Group



### Church Rock

2012

Number of Farms and Ranches	115
Land in farms and ranches, acres	110,491
Market value of agricultural products sold, \$1,000	\$ 772
Crops, including nursery and greenhouse crops, \$1,000	(D)
Livestock, poultry, and their products, \$1,000	(D)
Market value of agricultural products sold, Average per farm dollars	\$ 6,717
Total farm production expenses, \$1,000	\$ 707
Average age of: All operators	62



U.S. Department of Agriculture  
National Agricultural Statistics Service

www.agcensus.usda.gov  
1-800-645-7286



# 2012 CENSUS OF AGRICULTURE



<b>Church Rock Livestock</b>	<b>2012</b>
Cattle and calves inventory, farms	64
Cattle and calves inventory, number	772
Beef cows, farms	60
Beef cows, number	509
Sheep and lambs inventory, farms	83
Sheep and lambs inventory, number	1,467
Total horses and ponies inventory, farms	62
Total horses and ponies inventory, number	260
Goats, all inventory, farms	61
Goats, all inventory, number	492

<b>Church Rock Crops</b>	<b>2012</b>
Corn, traditional, farms	4
Corn, traditional, acres	4
Forage-land used for all hay and haylage, grass silage, and green chop, farms	-
Forage-land used for all hay and haylage, grass silage, and green chop, acres	-
Forage-land used for all hay and haylage, grass silage, and green chop, tons, dry	-
Land in vegetables, farms	4
Land in vegetables, acres	(D)
Cantaloupes, farms	-
Cantaloupes, acres	-
Honeydew melons, farms	-
Honeydew melons, acres	-
Squash, all, farms	2
Squash, all, acres	(D)
Watermelons, farms	2
Watermelons, acres	(D)

<b>Church Rock Demographics</b>	<b>2012</b>
Operators	146
Male	85
Female	61
Average age of: All operators	62
Under 25 years (number of operators)	-
25 to 44 years (number of operators)	12
45 to 64 years (number of operators)	78
65 years and over (number of operators)	56



U.S. Department of Agriculture  
National Agricultural Statistics Service

[www.agcensus.usda.gov](http://www.agcensus.usda.gov)  
1-800-645-7286

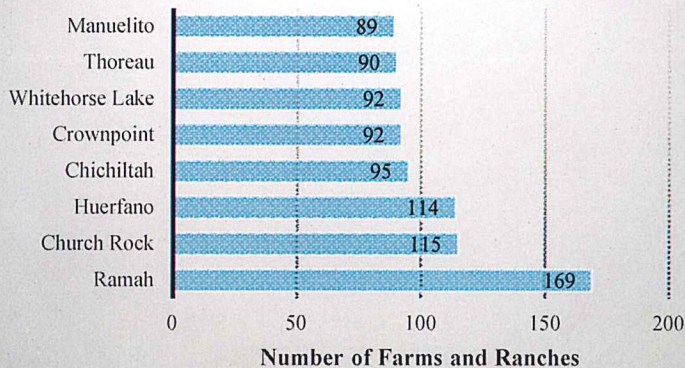


# 2012 CENSUS OF AGRICULTURE



## Navajo Nation: Iyanbito


Farms and Ranches by Chapter




Ya 'at 'eeh  
Eastern Agency



Farms and Ranches by Economic Size



All Operators by Age Group



Iyanbito	2012
Number of Farms and Ranches	8
Land in farms and ranches, acres	5,252
Market value of agricultural products sold, \$1,000	\$ 15
Crops, including nursery and greenhouse crops, \$1,000	(D)
Livestock, poultry, and their products, \$1,000	(D)
Market value of agricultural products sold, Average per farm dollars	\$ 1,848
Total farm production expenses, \$1,000	\$ 40
Average age of: All operators	58



U.S. Department of Agriculture  
National Agricultural Statistics Service

www.agcensus.usda.gov  
1-800-645-7286



# 2012 CENSUS OF AGRICULTURE



<b>Iyanbito Livestock</b>	<b>2012</b>
Cattle and calves inventory, farms	2
Cattle and calves inventory, number	(D)
Beef cows, farms	2
Beef cows, number	(D)
Sheep and lambs inventory, farms	7
Sheep and lambs inventory, number	149
Total horses and ponies inventory, farms	4
Total horses and ponies inventory, number	12
Goats, all inventory, farms	3
Goats, all inventory, number	16

<b>Iyanbito Crops</b>	<b>2012</b>
Corn, traditional, farms	2
Corn, traditional, acres	(D)
Forage-land used for all hay and haylage, grass silage, and green chop, farms	-
Forage-land used for all hay and haylage, grass silage, and green chop, acres	-
Forage-land used for all hay and haylage, grass silage, and green chop, tons, dry	-
Land in vegetables, farms	2
Land in vegetables, acres	(D)
Cantaloupes, farms	-
Cantaloupes, acres	-
Honeydew melons, farms	-
Honeydew melons, acres	-
Squash, all, farms	2
Squash, all, acres	(D)
Watermelons, farms	-
Watermelons, acres	-

<b>Iyanbito Demographics</b>	<b>2012</b>
Operators	16
Male	9
Female	7
Average age of: All operators	58
Under 25 years (number of operators)	-
25 to 44 years (number of operators)	3
45 to 64 years (number of operators)	8
65 years and over (number of operators)	5



U.S. Department of Agriculture  
National Agricultural Statistics Service

[www.agcensus.usda.gov](http://www.agcensus.usda.gov)  
1-800-645-7286

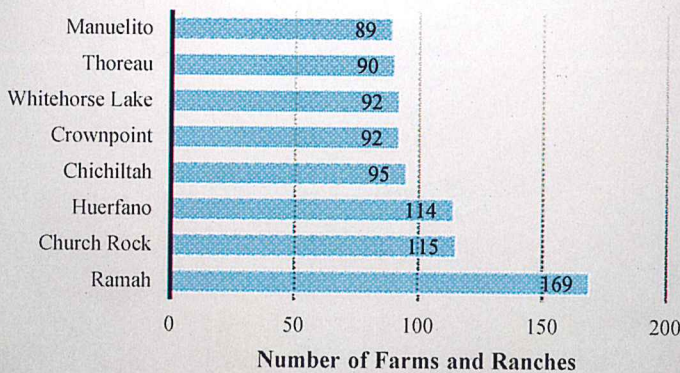


# 2012 CENSUS OF AGRICULTURE



## Navajo Nation: Manuelito

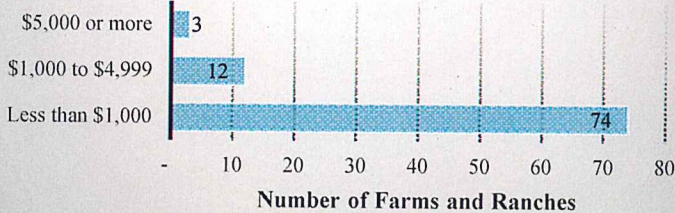
Farms and Ranches by Chapter




Ya 'at 'ech  
Eastern Agency



Farms and Ranches by Economic Size



All Operators by Age Group



### Manuelito

	2012
Number of Farms and Ranches	89
Land in farms and ranches, acres	98,912
Market value of agricultural products sold, \$1,000	\$ 62
Crops, including nursery and greenhouse crops, \$1,000	(D)
Livestock, poultry, and their products, \$1,000	(D)
Market value of agricultural products sold, Average per farm dollars	\$ 697
Total farm production expenses, \$1,000	\$ 987
Average age of: All operators	64



U.S. Department of Agriculture  
National Agricultural Statistics Service

www.agcensus.usda.gov  
1-800-645-7286



# 2012 CENSUS OF AGRICULTURE



<b>Manuelito Livestock</b>		<b>2012</b>
Cattle and calves inventory, farms		66
Cattle and calves inventory, number		834
Beef cows, farms		66
Beef cows, number		734
Sheep and lambs inventory, farms		53
Sheep and lambs inventory, number		1,156
Total horses and ponies inventory, farms		45
Total horses and ponies inventory, number		162
Goats, all inventory, farms		32
Goats, all inventory, number		831

<b>Manuelito Crops</b>		<b>2012</b>
Corn, traditional, farms		1
Corn, traditional, acres		(D)
Forage-land used for all hay and haylage, grass silage, and green chop, farms		-
Forage-land used for all hay and haylage, grass silage, and green chop, acres		-
Forage-land used for all hay and haylage, grass silage, and green chop, tons, dry		-
Land in vegetables, farms		-
Land in vegetables, acres		-
Cantaloupes, farms		-
Cantaloupes, acres		-
Honeydew melons, farms		-
Honeydew melons, acres		-
Squash, all, farms		-
Squash, all, acres		-
Watermelons, farms		-
Watermelons, acres		-

<b>Manuelito Demographics</b>		<b>2012</b>
Operators		120
Male		53
Female		67
Average age of: All operators		64
Under 25 years	(number of operators)	-
25 to 44 years	(number of operators)	9
45 to 64 years	(number of operators)	41
65 years and over	(number of operators)	70



U.S. Department of Agriculture  
National Agricultural Statistics Service

[www.agcensus.usda.gov](http://www.agcensus.usda.gov)  
1-800-645-7286



# 2012 CENSUS OF AGRICULTURE



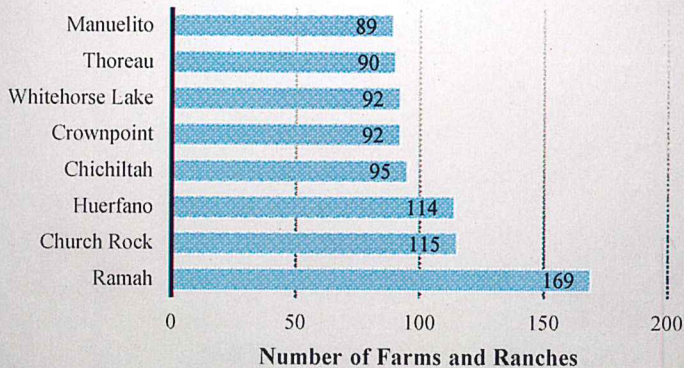
## Navajo Nation: Mariano Lake



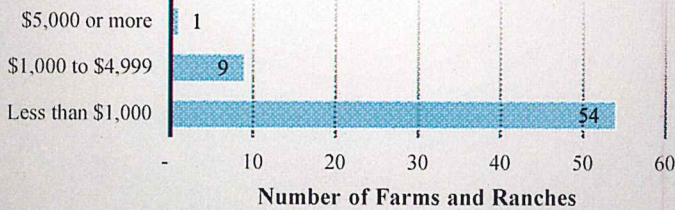
Ya 'at 'eeh  
Eastern Agency



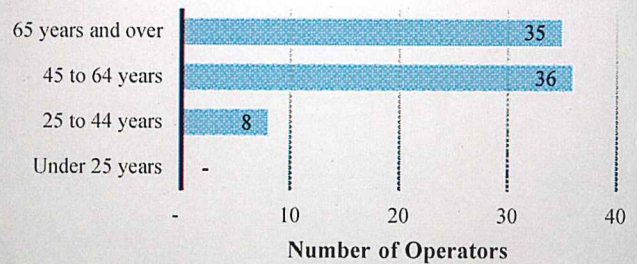
Farms and Ranches by Chapter



Farms and Ranches by Economic Size



All Operators by Age Group



### Mariano Lake

2012

Number of Farms and Ranches	64
Land in farms and ranches, acres	78,674
Market value of agricultural products sold, \$1,000	\$ 36
Crops, including nursery and greenhouse crops, \$1,000	\$ 18
Livestock, poultry, and their products, \$1,000	\$ 19
Market value of agricultural products sold, Average per farm dollars	\$ 570
Total farm production expenses, \$1,000	\$ 209
Average age of: All operators	63



U.S. Department of Agriculture  
National Agricultural Statistics Service

www.agcensus.usda.gov  
1-800-645-7286



# 2012 CENSUS OF AGRICULTURE



<b>Mariano Lake Livestock</b>	<b>2012</b>
Cattle and calves inventory, farms	50
Cattle and calves inventory, number	494
Beef cows, farms	42
Beef cows, number	418
Sheep and lambs inventory, farms	48
Sheep and lambs inventory, number	713
Total horses and ponies inventory, farms	25
Total horses and ponies inventory, number	95
Goats, all inventory, farms	27
Goats, all inventory, number	205

<b>Mariano Lake Crops</b>	<b>2012</b>
Corn, traditional, farms	12
Corn, traditional, acres	27
Forage-land used for all hay and haylage, grass silage, and green chop, farms	1
Forage-land used for all hay and haylage, grass silage, and green chop, acres	(D)
Forage-land used for all hay and haylage, grass silage, and green chop, tons, dry	(D)
Land in vegetables, farms	12
Land in vegetables, acres	27
Cantaloupes, farms	-
Cantaloupes, acres	-
Honeydew melons, farms	-
Honeydew melons, acres	-
Squash, all, farms	12
Squash, all, acres	27
Watermelons, farms	-
Watermelons, acres	-

<b>Mariano Lake Demographics</b>	<b>2012</b>
Operators	79
Male	37
Female	42
Average age of: All operators	63
Under 25 years (number of operators)	-
25 to 44 years (number of operators)	8
45 to 64 years (number of operators)	36
65 years and over (number of operators)	35



U.S. Department of Agriculture  
National Agricultural Statistics Service

[www.agcensus.usda.gov](http://www.agcensus.usda.gov)  
1-800-645-7236



# 2012 CENSUS OF AGRICULTURE



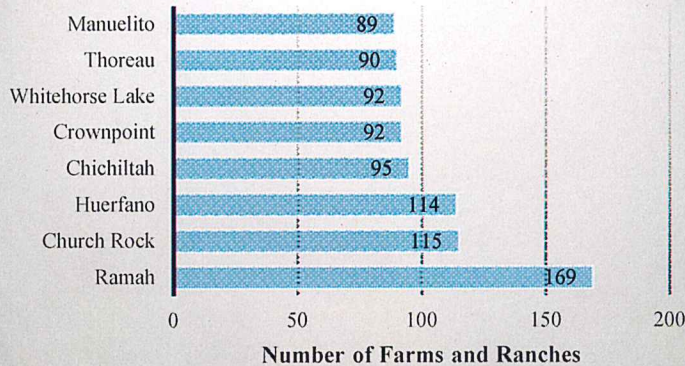
## Navajo Nation: Pinedale



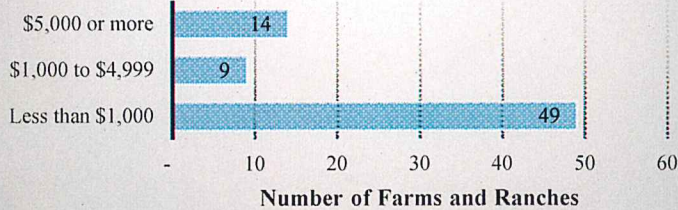
Ya 'at 'ech  
Eastern Agency



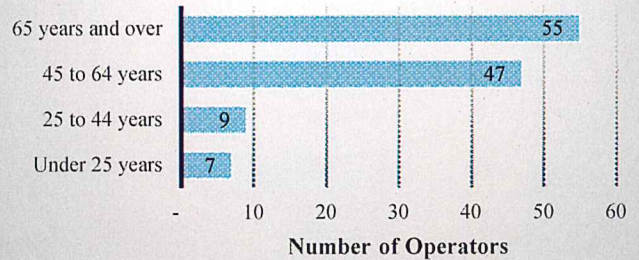
Farms and Ranches by Chapter



Farms and Ranches by Economic Size



All Operators by Age Group



Pinedale		2012
Number of Farms and Ranches		72
Land in farms and ranches, acres		27,869
Market value of agricultural products sold, \$1,000		\$ 154
Crops, including nursery and greenhouse crops, \$1,000		\$ 62
Livestock, poultry, and their products, \$1,000		\$ 92
Market value of agricultural products sold, Average per farm dollars		\$ 2,145
Total farm production expenses, \$1,000		\$ 284
Average age of: All operators		60



U.S. Department of Agriculture  
National Agricultural Statistics Service

www.agcensus.usda.gov  
1-800-645-7286



# 2012 CENSUS OF AGRICULTURE



<b>Pinedale Livestock</b>	<b>2012</b>
Cattle and calves inventory, farms	39
Cattle and calves inventory, number	420
Beef cows, farms	39
Beef cows, number	340
Sheep and lambs inventory, farms	47
Sheep and lambs inventory, number	615
Total horses and ponies inventory, farms	25
Total horses and ponies inventory, number	107
Goats, all inventory, farms	28
Goats, all inventory, number	407

<b>Pinedale Crops</b>	<b>2012</b>
Corn, traditional, farms	5
Corn, traditional, acres	8
Forage-land used for all hay and haylage, grass silage, and green chop, farms	-
Forage-land used for all hay and haylage, grass silage, and green chop, acres	-
Forage-land used for all hay and haylage, grass silage, and green chop, tons, dry	-
Land in vegetables, farms	8
Land in vegetables, acres	14
Cantaloupes, farms	-
Cantaloupes, acres	-
Honeydew melons, farms	-
Honeydew melons, acres	-
Squash, all, farms	8
Squash, all, acres	8
Watermelons, farms	-
Watermelons, acres	-

<b>Pinedale Demographics</b>	<b>2012</b>
Operators	118
Male	59
Female	59
Average age of: All operators	60
Under 25 years (number of operators)	7
25 to 44 years (number of operators)	9
45 to 64 years (number of operators)	47
65 years and over (number of operators)	55



U.S. Department of Agriculture  
National Agricultural Statistics Service

[www.agcensus.usda.gov](http://www.agcensus.usda.gov)  
1-800-645-7286



# 2012 CENSUS OF AGRICULTURE



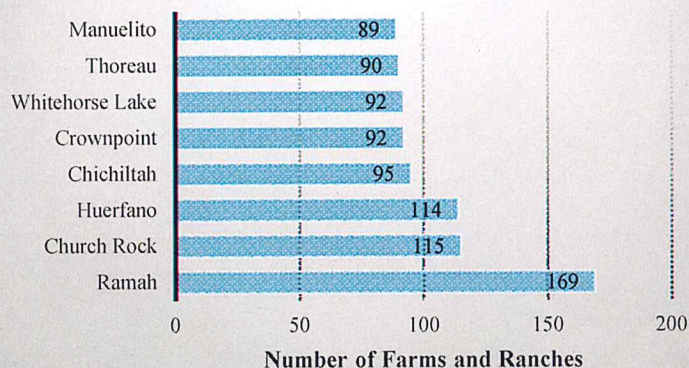
## Navajo Nation: Red Rock



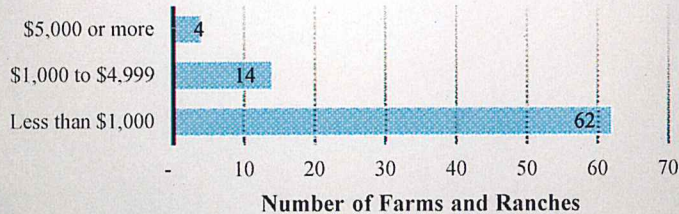
Ya 'at 'ech  
Eastern Agency




Farms and Ranches by Chapter



Farms and Ranches by Economic Size



All Operators by Age Group



Red Rock	2012
Number of Farms and Ranches	80
Land in farms and ranches, acres	33,184
Market value of agricultural products sold, \$1,000	\$ 143
Crops, including nursery and greenhouse crops, \$1,000	\$ 19
Livestock, poultry, and their products, \$1,000	\$ 123
Market value of agricultural products sold, Average per farm dollars	\$ 1,782
Total farm production expenses, \$1,000	\$ 427
Average age of: All operators	67



U.S. Department of Agriculture  
National Agricultural Statistics Service

www.agcensus.usda.gov  
1-800-645-7286



# 2012 CENSUS OF AGRICULTURE



<b>Red Rock Livestock</b>		<b>2012</b>
Cattle and calves inventory, farms		41
Cattle and calves inventory, number		379
Beef cows, farms		39
Beef cows, number		334
Sheep and lambs inventory, farms		50
Sheep and lambs inventory, number		533
Total horses and ponies inventory, farms		27
Total horses and ponies inventory, number		68
Goats, all inventory, farms		26
Goats, all inventory, number		570

<b>Red Rock Crops</b>		<b>2012</b>
Corn, traditional, farms		5
Corn, traditional, acres		1
Forage-land used for all hay and haylage, grass silage, and green chop, farms		-
Forage-land used for all hay and haylage, grass silage, and green chop, acres		-
Forage-land used for all hay and haylage, grass silage, and green chop, tons, dry		-
Land in vegetables, farms		7
Land in vegetables, acres		5
Cantaloupes, farms		-
Cantaloupes, acres		-
Honeydew melons, farms		-
Honeydew melons, acres		-
Squash, all, farms		5
Squash, all, acres		1
Watermelons, farms		-
Watermelons, acres		-

<b>Red Rock Demographics</b>		<b>2012</b>
Operators		100
Male		55
Female		45
Average age of: All operators		67
Under 25 years	(number of operators)	4
25 to 44 years	(number of operators)	5
45 to 64 years	(number of operators)	22
65 years and over	(number of operators)	69



U.S. Department of Agriculture  
National Agricultural Statistics Service

[www.agcensus.usda.gov](http://www.agcensus.usda.gov)  
1-800-645-7286



# 2012 CENSUS OF AGRICULTURE



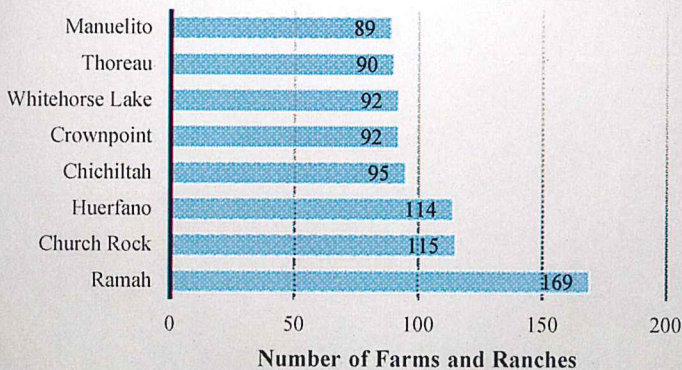
## Navajo Nation: Rock Springs



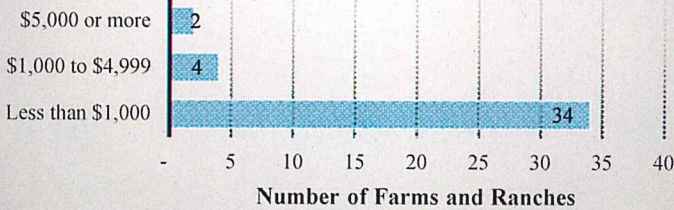
Ya 'at 'eech  
Eastern Agency




Farms and Ranches by Chapter



Farms and Ranches by Economic Size



All Operators by Age Group



Rock Springs	2012
Number of Farms and Ranches	40
Land in farms and ranches, acres	1,346
Market value of agricultural products sold, \$1,000	\$ 30
Crops, including nursery and greenhouse crops, \$1,000	(D)
Livestock, poultry, and their products, \$1,000	(D)
Market value of agricultural products sold, Average per farm dollars	\$ 742
Total farm production expenses, \$1,000	\$ 212
Average age of: All operators	61



U.S. Department of Agriculture  
National Agricultural Statistics Service

www.agcensus.usda.gov  
1-800-645-7286



# 2012 CENSUS OF AGRICULTURE



<b>Rock Springs Livestock</b>		<b>2012</b>
Cattle and calves inventory, farms		26
Cattle and calves inventory, number		(D)
Beef cows, farms		23
Beef cows, number		146
Sheep and lambs inventory, farms		19
Sheep and lambs inventory, number		296
Total horses and ponies inventory, farms		31
Total horses and ponies inventory, number		121
Goats, all inventory, farms		17
Goats, all inventory, number		179

<b>Rock Springs Crops</b>		<b>2012</b>
Corn, traditional, farms		2
Corn, traditional, acres		(D)
Forage-land used for all hay and haylage, grass silage, and green chop, farms		-
Forage-land used for all hay and haylage, grass silage, and green chop, acres		-
Forage-land used for all hay and haylage, grass silage, and green chop, tons, dry		-
Land in vegetables, farms		-
Land in vegetables, acres		-
Cantaloupes, farms		-
Cantaloupes, acres		-
Honeydew melons, farms		-
Honeydew melons, acres		-
Squash, all, farms		-
Squash, all, acres		-
Watermelons, farms		-
Watermelons, acres		-

<b>Rock Springs Demographics</b>		<b>2012</b>
Operators		49
Male		34
Female		15
Average age of: All operators		61
Under 25 years	(number of operators)	-
25 to 44 years	(number of operators)	4
45 to 64 years	(number of operators)	22
65 years and over	(number of operators)	23



U.S. Department of Agriculture  
National Agricultural Statistics Service

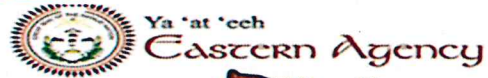
[www.agcensus.usda.gov](http://www.agcensus.usda.gov)  
1-800-645-7286



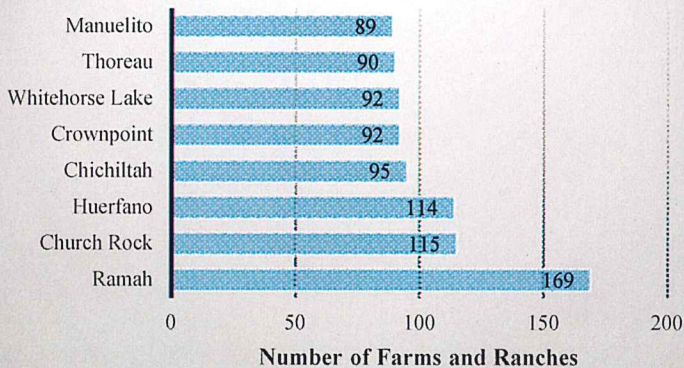
# 2012 CENSUS OF AGRICULTURE



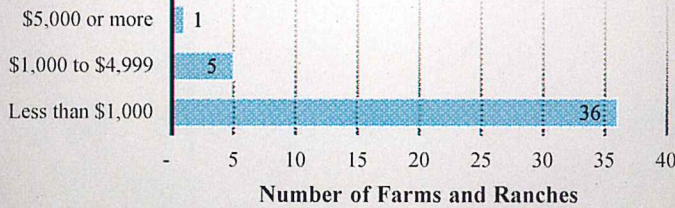
## Navajo Nation: Smith Lake




Farms and Ranches by Chapter



Farms and Ranches by Economic Size



All Operators by Age Group



Smith Lake	2012
Number of Farms and Ranches	42
Land in farms and ranches, acres	21,697
Market value of agricultural products sold, \$1,000	\$ 17
Crops, including nursery and greenhouse crops, \$1,000	\$ -
Livestock, poultry, and their products, \$1,000	\$ 17
Market value of agricultural products sold, Average per farm dollars	\$ 393
Total farm production expenses, \$1,000	\$ 443
Average age of: All operators	63



U.S. Department of Agriculture  
National Agricultural Statistics Service

www.agcensus.usda.gov  
1-800-645-7286



# 2012 CENSUS OF AGRICULTURE



<b>Smith Lake Livestock</b>	<b>2012</b>
Cattle and calves inventory, farms	18
Cattle and calves inventory, number	205
Beef cows, farms	9
Beef cows, number	(D)
Sheep and lambs inventory, farms	23
Sheep and lambs inventory, number	473
Total horses and ponies inventory, farms	24
Total horses and ponies inventory, number	123
Goats, all inventory, farms	24
Goats, all inventory, number	263

<b>Smith Lake Crops</b>	<b>2012</b>
Corn, traditional, farms	-
Corn, traditional, acres	-
Forage-land used for all hay and haylage, grass silage, and green chop, farms	-
Forage-land used for all hay and haylage, grass silage, and green chop, acres	-
Forage-land used for all hay and haylage, grass silage, and green chop, tons, dry	-
Land in vegetables, farms	-
Land in vegetables, acres	-
Cantaloupes, farms	-
Cantaloupes, acres	-
Honeydew melons, farms	-
Honeydew melons, acres	-
Squash, all, farms	-
Squash, all, acres	-
Watermelons, farms	-
Watermelons, acres	-

<b>Smith Lake Demographics</b>	<b>2012</b>
Operators	53
Male	18
Female	35
Average age of: All operators	63
Under 25 years (number of operators)	1
25 to 44 years (number of operators)	9
45 to 64 years (number of operators)	18
65 years and over (number of operators)	25



U.S. Department of Agriculture  
National Agricultural Statistics Service

[www.agcensus.usda.gov](http://www.agcensus.usda.gov)  
1-800-645-7286

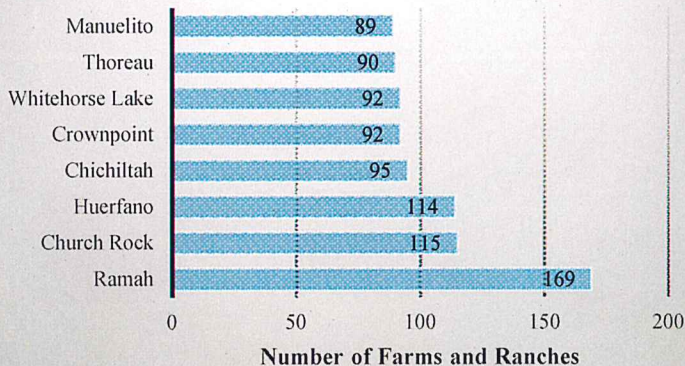


# 2012 CENSUS OF AGRICULTURE



## Navajo Nation: Thoreau

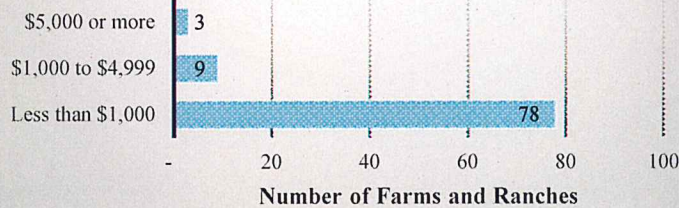
Farms and Ranches by Chapter




Ya 'at 'eeh  
Eastern Agency



Farms and Ranches by Economic Size



All Operators by Age Group



Thoreau	2012
Number of Farms and Ranches	90
Land in farms and ranches, acres	53,235
Market value of agricultural products sold, \$1,000	\$ 50
Crops, including nursery and greenhouse crops, \$1,000	(D)
Livestock, poultry, and their products, \$1,000	(D)
Market value of agricultural products sold, Average per farm dollars	\$ 553
Total farm production expenses, \$1,000	\$ 445
Average age of: All operators	59



U.S. Department of Agriculture  
National Agricultural Statistics Service

www.agcensus.usda.gov  
1-800-645-7286



# 2012 CENSUS OF AGRICULTURE



<b>Thoreau Livestock</b>		<b>2012</b>
Cattle and calves inventory, farms		50
Cattle and calves inventory, number		489
Beef cows, farms		45
Beef cows, number		404
Sheep and lambs inventory, farms		53
Sheep and lambs inventory, number		1,113
Total horses and ponies inventory, farms		62
Total horses and ponies inventory, number		227
Goats, all inventory, farms		44
Goats, all inventory, number		450

<b>Thoreau Crops</b>		<b>2012</b>
Corn, traditional, farms		3
Corn, traditional, acres		4
Forage-land used for all hay and haylage, grass silage, and green chop, farms		-
Forage-land used for all hay and haylage, grass silage, and green chop, acres		-
Forage-land used for all hay and haylage, grass silage, and green chop, tons, dry		-
Land in vegetables, farms		1
Land in vegetables, acres		(D)
Cantaloupes, farms		-
Cantaloupes, acres		-
Honeydew melons, farms		-
Honeydew melons, acres		-
Squash, all, farms		1
Squash, all, acres		(D)
Watermelons, farms		-
Watermelons, acres		-

<b>Thoreau Demographics</b>		<b>2012</b>
Operators		136
Male		69
Female		67
Average age of: All operators		59
Under 25 years	(number of operators)	3
25 to 44 years	(number of operators)	16
45 to 64 years	(number of operators)	75
65 years and over	(number of operators)	42



U.S. Department of Agriculture  
National Agricultural Statistics Service

[www.agcensus.usda.gov](http://www.agcensus.usda.gov)  
1-800-645-7286



# 2012 CENSUS OF AGRICULTURE



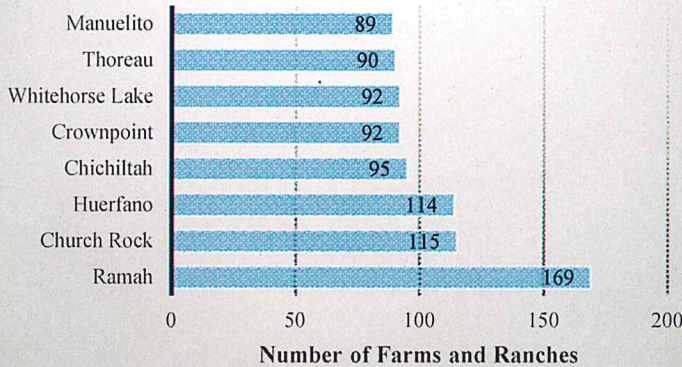
## Navajo Nation: Tsayatoh



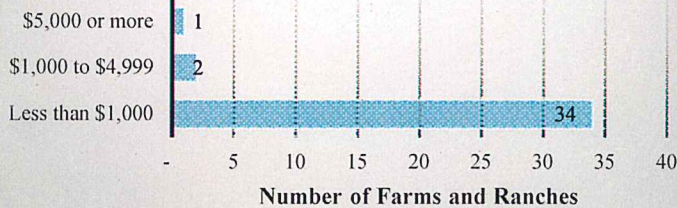
Ya 'at 'eeh  
Eastern Agency




Farms and Ranches by Chapter



Farms and Ranches by Economic Size



All Operators by Age Group



Tsayatoh	2012
Number of Farms and Ranches	37
Land in farms and ranches, acres	2,328
Market value of agricultural products sold, \$1,000	\$ 30
Crops, including nursery and greenhouse crops, \$1,000	\$ -
Livestock, poultry, and their products, \$1,000	\$ 30
Market value of agricultural products sold, Average per farm dollars	\$ 802
Total farm production expenses, \$1,000	\$ 269
Average age of: All operators	60



U.S. Department of Agriculture  
National Agricultural Statistics Service

www.agcensus.usda.gov  
1-800-645-7286



# 2012 CENSUS OF AGRICULTURE



<b>Tsayatoh Livestock</b>	<b>2012</b>
Cattle and calves inventory, farms	17
Cattle and calves inventory, number	206
Beef cows, farms	17
Beef cows, number	205
Sheep and lambs inventory, farms	26
Sheep and lambs inventory, number	393
Total horses and ponies inventory, farms	31
Total horses and ponies inventory, number	189
Goats, all inventory, farms	9
Goats, all inventory, number	104

<b>Tsayatoh Crops</b>	<b>2012</b>
Corn, traditional, farms	1
Corn, traditional, acres	(D)
Forage-land used for all hay and haylage, grass silage, and green chop, farms	-
Forage-land used for all hay and haylage, grass silage, and green chop, acres	-
Forage-land used for all hay and haylage, grass silage, and green chop, tons, dry	-
Land in vegetables, farms	-
Land in vegetables, acres	-
Cantaloupes, farms	-
Cantaloupes, acres	-
Honeydew melons, farms	-
Honeydew melons, acres	-
Squash, all, farms	-
Squash, all, acres	-
Watermelons, farms	-
Watermelons, acres	-

<b>Tsayatoh Demographics</b>	<b>2012</b>
Operators	58
Male	29
Female	29
Average age of: All operators	60
Under 25 years (number of operators)	-
25 to 44 years (number of operators)	13
45 to 64 years (number of operators)	17
65 years and over (number of operators)	28



U.S. Department of Agriculture  
National Agricultural Statistics Service

[www.agcensus.usda.gov](http://www.agcensus.usda.gov)  
1-800-645-7286



# 2012 CENSUS OF AGRICULTURE

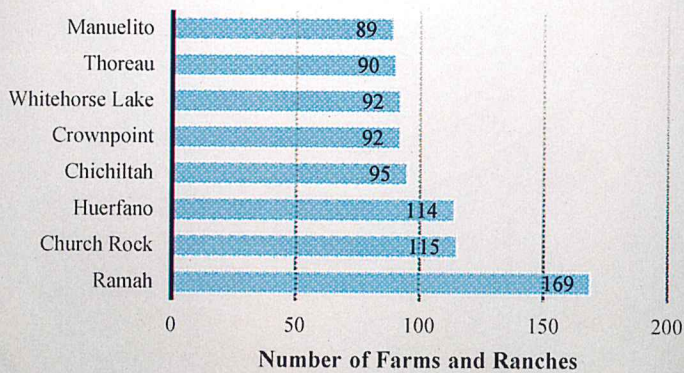


## Navajo Nation: Canoncito/Tohajiilee

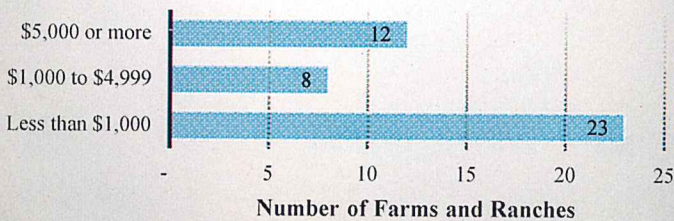


Ya 'at 'ceh  
Eastern Agency


Farms and Ranches by Chapter



Farms and Ranches by Economic Size



All Operators by Age Group



### Canoncito/Tohajiilee

2012

Number of Farms and Ranches	43
Land in farms and ranches, acres	52,727
Market value of agricultural products sold, \$1,000	\$ 136
Crops, including nursery and greenhouse crops, \$1,000	\$ -
Livestock, poultry, and their products, \$1,000	\$ 136
Market value of agricultural products sold, Average per farm dollars	\$ 3,166
Total farm production expenses, \$1,000	\$ 251
Average age of: All operators	52



U.S. Department of Agriculture  
National Agricultural Statistics Service

www.agcensus.usda.gov  
1-800-645-7286



# 2012 CENSUS OF AGRICULTURE



<b>Canoncito/Tohajiilee Livestock</b>		<b>2012</b>
Cattle and calves inventory, farms		39
Cattle and calves inventory, number		549
Beef cows, farms		39
Beef cows, number		438
Sheep and lambs inventory, farms		9
Sheep and lambs inventory, number		111
Total horses and ponies inventory, farms		30
Total horses and ponies inventory, number		210
Goats, all inventory, farms		1
Goats, all inventory, number		(D)

<b>Canoncito/Tohajiilee Crops</b>		<b>2012</b>
Corn, traditional, farms		-
Corn, traditional, acres		-
Forage-land used for all hay and haylage, grass silage, and green chop, farms		-
Forage-land used for all hay and haylage, grass silage, and green chop, acres		-
Forage-land used for all hay and haylage, grass silage, and green chop, tons, dry		-
Land in vegetables, farms		-
Land in vegetables, acres		-
Cantaloupes, farms		-
Cantaloupes, acres		-
Honeydew melons, farms		-
Honeydew melons, acres		-
Squash, all, farms		-
Squash, all, acres		-
Watermelons, farms		-
Watermelons, acres		-

<b>Canoncito/Tohajiilee Demographics</b>		<b>2012</b>
Operators		45
Male		34
Female		11
Average age of: All operators		52
Under 25 years	(number of operators)	3
25 to 44 years	(number of operators)	11
45 to 64 years	(number of operators)	19
65 years and over	(number of operators)	12



U.S. Department of Agriculture  
National Agricultural Statistics Service

[www.agcensus.usda.gov](http://www.agcensus.usda.gov)  
1-800-645-7286

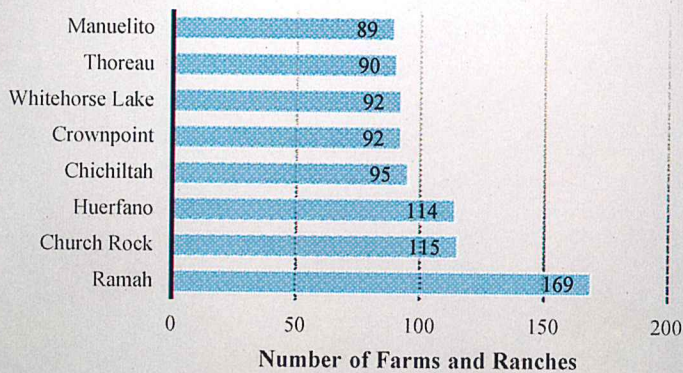


# 2012 CENSUS OF AGRICULTURE

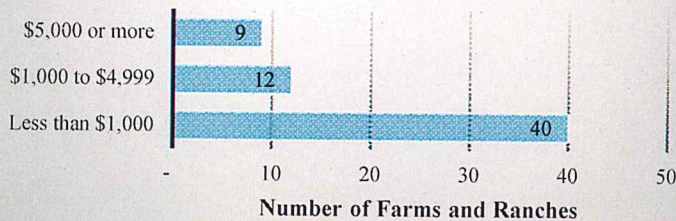


## Navajo Nation: Alamo


Farms and Ranches by Chapter



Farms and Ranches by Economic Size



All Operators by Age Group



Alamo	2012
Number of Farms and Ranches	61
Land in farms and ranches, acres	79,244
Market value of agricultural products sold, \$1,000	\$ 141
Crops, including nursery and greenhouse crops, \$1,000	\$ -
Livestock, poultry, and their products, \$1,000	\$ 141
Market value of agricultural products sold, Average per farm dollars	\$ 2,314
Total farm production expenses, \$1,000	\$ 236
Average age of: All operators	55



U.S. Department of Agriculture  
National Agricultural Statistics Service

www.agcensus.usda.gov  
1-800-645-7286



# 2012 CENSUS OF AGRICULTURE



<b>Alamo Livestock</b>	<b>2012</b>
Cattle and calves inventory, farms	54
Cattle and calves inventory, number	634
Beef cows, farms	53
Beef cows, number	493
Sheep and lambs inventory, farms	19
Sheep and lambs inventory, number	146
Total horses and ponies inventory, farms	30
Total horses and ponies inventory, number	292
Goats, all inventory, farms	20
Goats, all inventory, number	93

<b>Alamo Crops</b>	<b>2012</b>
Corn, traditional, farms	-
Corn, traditional, acres	-
Forage-land used for all hay and haylage, grass silage, and green chop, farms	-
Forage-land used for all hay and haylage, grass silage, and green chop, acres	-
Forage-land used for all hay and haylage, grass silage, and green chop, tons, dry	-
Land in vegetables, farms	-
Land in vegetables, acres	-
Cantaloupes, farms	-
Cantaloupes, acres	-
Honeydew melons, farms	-
Honeydew melons, acres	-
Squash, all, farms	-
Squash, all, acres	-
Watermelons, farms	-
Watermelons, acres	-

<b>Alamo Demographics</b>	<b>2012</b>
Operators	103
Male	59
Female	44
Average age of: All operators	55
Under 25 years (number of operators)	4
25 to 44 years (number of operators)	33
45 to 64 years (number of operators)	37
65 years and over (number of operators)	29



U.S. Department of Agriculture  
National Agricultural Statistics Service

[www.agcensus.usda.gov](http://www.agcensus.usda.gov)  
1-800-645-7286

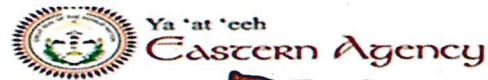
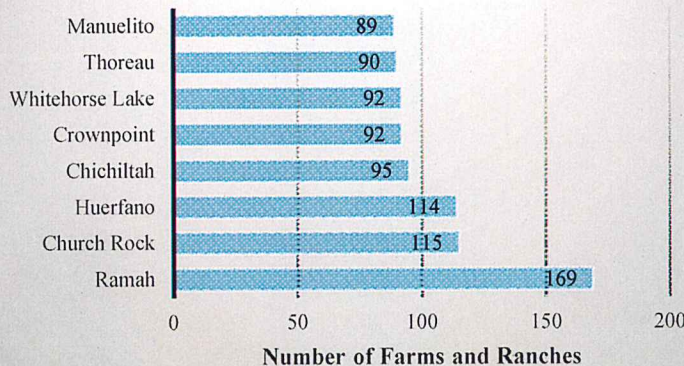


# 2012 CENSUS OF AGRICULTURE

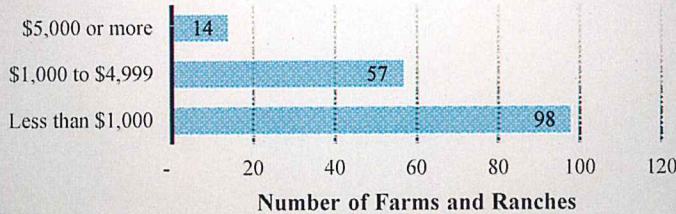


## Navajo Nation: Ramah


Farms and Ranches by Chapter



Farms and Ranches by Economic Size



All Operators by Age Group



	2012
<b>Ramah</b>	
Number of Farms and Ranches	169
Land in farms and ranches, acres	166,109
Market value of agricultural products sold, \$1,000	\$ 279
Crops, including nursery and greenhouse crops, \$1,000	\$ 51
Livestock, poultry, and their products, \$1,000	\$ 228
Market value of agricultural products sold, Average per farm dollars	\$ 1,651
Total farm production expenses, \$1,000	\$ 1,008
Average age of: All operators	58



U.S. Department of Agriculture  
National Agricultural Statistics Service

www.agcensus.usda.gov  
1-800-645-7286



# 2012 CENSUS OF AGRICULTURE



<b>Ramah Livestock</b>	<b>2012</b>
Cattle and calves inventory, farms	127
Cattle and calves inventory, number	2,004
Beef cows, farms	116
Beef cows, number	1,575
Sheep and lambs inventory, farms	118
Sheep and lambs inventory, number	2,239
Total horses and ponies inventory, farms	76
Total horses and ponies inventory, number	383
Goats, all inventory, farms	44
Goats, all inventory, number	306

<b>Ramah Crops</b>	<b>2012</b>
Corn, traditional, farms	22
Corn, traditional, acres	54
Forage-land used for all hay and haylage, grass silage, and green chop, farms	-
Forage-land used for all hay and haylage, grass silage, and green chop, acres	-
Forage-land used for all hay and haylage, grass silage, and green chop, tons, dry	-
Land in vegetables, farms	13
Land in vegetables, acres	25
Cantaloupes, farms	-
Cantaloupes, acres	-
Honeydew melons, farms	-
Honeydew melons, acres	-
Squash, all, farms	13
Squash, all, acres	9
Watermelons, farms	7
Watermelons, acres	3

<b>Ramah Demographics</b>	<b>2012</b>
Operators	230
Male	136
Female	94
Average age of: All operators	58
Under 25 years (number of operators)	13
25 to 44 years (number of operators)	39
45 to 64 years (number of operators)	85
65 years and over (number of operators)	93



U.S. Department of Agriculture  
National Agricultural Statistics Service

[www.agcensus.usda.gov](http://www.agcensus.usda.gov)  
1-800-645-7286

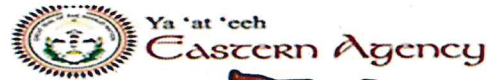
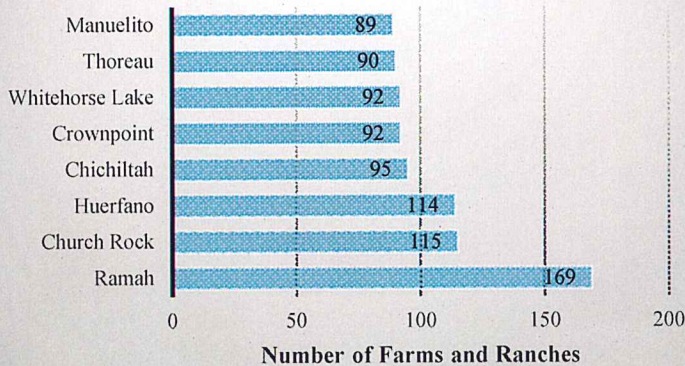


# 2012 CENSUS OF AGRICULTURE

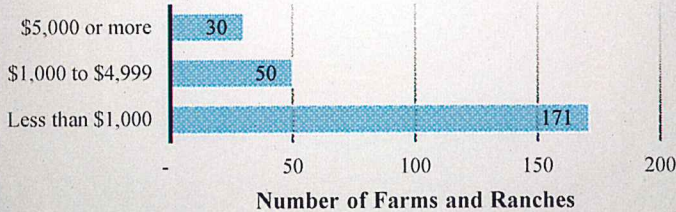


## Navajo Nation: Dist 19


Farms and Ranches by Chapter



Farms and Ranches by Economic Size



All Operators by Age Group



Dist 19	2012
Number of Farms and Ranches	251
Land in farms and ranches, acres	352,212
Market value of agricultural products sold, \$1,000	\$ 518
Crops, including nursery and greenhouse crops, \$1,000	\$ 29
Livestock, poultry, and their products, \$1,000	\$ 490
Market value of agricultural products sold, Average per farm dollars	\$ 2,065
Total farm production expenses, \$1,000	\$ 1,416
Average age of: All operators	61



U.S. Department of Agriculture  
National Agricultural Statistics Service

www.agcensus.usda.gov  
1-800-645-7286



# 2012 CENSUS OF AGRICULTURE



<b>Dist 19 Livestock</b>	<b>2012</b>
Cattle and calves inventory, farms	127
Cattle and calves inventory, number	2,015
Beef cows, farms	116
Beef cows, number	1,566
Sheep and lambs inventory, farms	154
Sheep and lambs inventory, number	3,082
Total horses and ponies inventory, farms	125
Total horses and ponies inventory, number	1,613
Goats, all inventory, farms	116
Goats, all inventory, number	1,376

<b>Dist 19 Crops</b>	<b>2012</b>
Corn, traditional, farms	2
Corn, traditional, acres	(D)
Forage-land used for all hay and haylage, grass silage, and green chop, farms	3
Forage-land used for all hay and haylage, grass silage, and green chop, acres	(D)
Forage-land used for all hay and haylage, grass silage, and green chop, tons, dry	(D)
Land in vegetables, farms	9
Land in vegetables, acres	13
Cantaloupes, farms	1
Cantaloupes, acres	(D)
Honeydew melons, farms	-
Honeydew melons, acres	-
Squash, all, farms	9
Squash, all, acres	(D)
Watermelons, farms	8
Watermelons, acres	4

<b>Dist 19 Demographics</b>	<b>2012</b>
Operators	371
Male	197
Female	174
Average age of: All operators	61
Under 25 years (number of operators)	3
25 to 44 years (number of operators)	66
45 to 64 years (number of operators)	140
65 years and over (number of operators)	162



U.S. Department of Agriculture  
National Agricultural Statistics Service

[www.agcensus.usda.gov](http://www.agcensus.usda.gov)  
1-800-645-7286

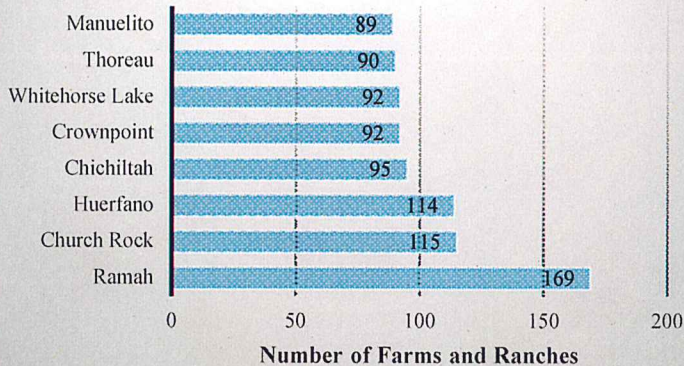


# 2012 CENSUS OF AGRICULTURE



## Navajo Nation: Counselor

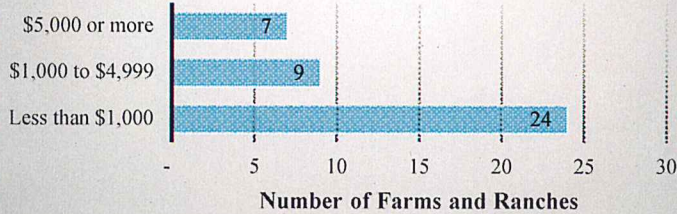
Farms and Ranches by Chapter




Ya 'at 'ech  
Eastern Agency



Farms and Ranches by Economic Size



All Operators by Age Group



Counselor	2012
Number of Farms and Ranches	40
Land in farms and ranches, acres	27,837
Market value of agricultural products sold, \$1,000	\$ 144
Crops, including nursery and greenhouse crops, \$1,000	(D)
Livestock, poultry, and their products, \$1,000	(D)
Market value of agricultural products sold, Average per farm dollars	\$ 3,609
Total farm production expenses, \$1,000	\$ 144
Average age of: All operators	56



U.S. Department of Agriculture  
National Agricultural Statistics Service

www.agcensus.usda.gov  
1-800-645-7286



# 2012 CENSUS OF AGRICULTURE



<b>Counselor Livestock</b>	<b>2012</b>
Cattle and calves inventory, farms	10
Cattle and calves inventory, number	91
Beef cows, farms	10
Beef cows, number	91
Sheep and lambs inventory, farms	30
Sheep and lambs inventory, number	549
Total horses and ponies inventory, farms	24
Total horses and ponies inventory, number	263
Goats, all inventory, farms	15
Goats, all inventory, number	122

<b>Counselor Crops</b>	<b>2012</b>
Corn, traditional, farms	1
Corn, traditional, acres	(D)
Forage-land used for all hay and haylage, grass silage, and green chop, farms	-
Forage-land used for all hay and haylage, grass silage, and green chop, acres	-
Forage-land used for all hay and haylage, grass silage, and green chop, tons, dry	-
Land in vegetables, farms	8
Land in vegetables, acres	(D)
Cantaloupes, farms	1
Cantaloupes, acres	(D)
Honeydew melons, farms	-
Honeydew melons, acres	-
Squash, all, farms	8
Squash, all, acres	4
Watermelons, farms	7
Watermelons, acres	(D)

<b>Counselor Demographics</b>	<b>2012</b>
Operators	64
Male	33
Female	31
Average age of: All operators	56
Under 25 years (number of operators)	-
25 to 44 years (number of operators)	24
45 to 64 years (number of operators)	19
65 years and over (number of operators)	21



U.S. Department of Agriculture  
National Agricultural Statistics Service

[www.agcensus.usda.gov](http://www.agcensus.usda.gov)  
1-800-645-7286

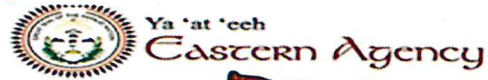
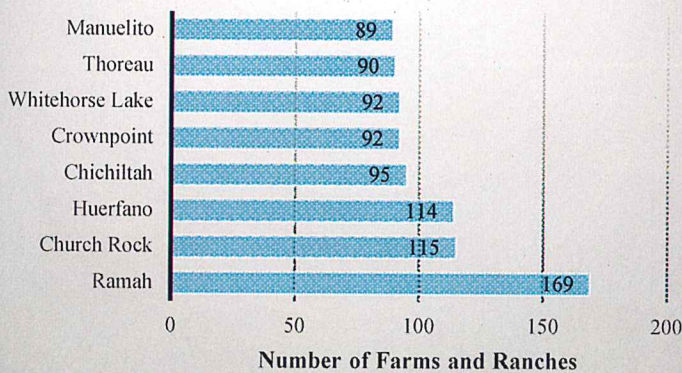


# 2012 CENSUS OF AGRICULTURE

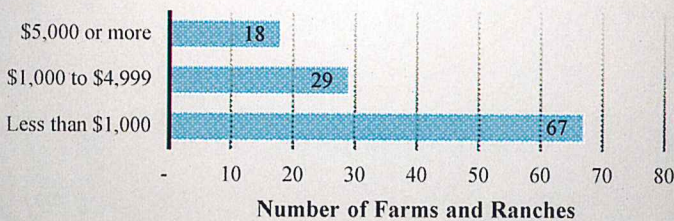


## Navajo Nation: Huerfano


Farms and Ranches by Chapter



Farms and Ranches by Economic Size



All Operators by Age Group



Huerfano		2012
Number of Farms and Ranches		114
Land in farms and ranches, acres		252,195
Market value of agricultural products sold, \$1,000		\$ 245
Crops, including nursery and greenhouse crops, \$1,000		(D)
Livestock, poultry, and their products, \$1,000		(D)
Market value of agricultural products sold, Average per farm dollars		\$ 2,150
Total farm production expenses, \$1,000		\$ 748
Average age of: All operators		62



U.S. Department of Agriculture  
National Agricultural Statistics Service

www.agcensus.usda.gov  
1-800-645-7286



# 2012 CENSUS OF AGRICULTURE



<b>Huerfano Livestock</b>	<b>2012</b>
Cattle and calves inventory, farms	73
Cattle and calves inventory, number	1,294
Beef cows, farms	63
Beef cows, number	966
Sheep and lambs inventory, farms	66
Sheep and lambs inventory, number	1,628
Total horses and ponies inventory, farms	53
Total horses and ponies inventory, number	258
Goats, all inventory, farms	41
Goats, all inventory, number	577

<b>Huerfano Crops</b>	<b>2012</b>
Corn, traditional, farms	-
Corn, traditional, acres	-
Forage-land used for all hay and haylage, grass silage, and green chop, farms	2
Forage-land used for all hay and haylage, grass silage, and green chop, acres	(D)
Forage-land used for all hay and haylage, grass silage, and green chop, tons, dry	(D)
Land in vegetables, farms	-
Land in vegetables, acres	-
Cantaloupes, farms	-
Cantaloupes, acres	-
Honeydew melons, farms	-
Honeydew melons, acres	-
Squash, all, farms	-
Squash, all, acres	-
Watermelons, farms	-
Watermelons, acres	-

<b>Huerfano Demographics</b>	<b>2012</b>
Operators	162
Male	87
Female	75
Average age of: All operators	62
Under 25 years (number of operators)	-
25 to 44 years (number of operators)	26
45 to 64 years (number of operators)	65
65 years and over (number of operators)	71



U.S. Department of Agriculture  
National Agricultural Statistics Service

[www.agcensus.usda.gov](http://www.agcensus.usda.gov)  
1-800-645-7286

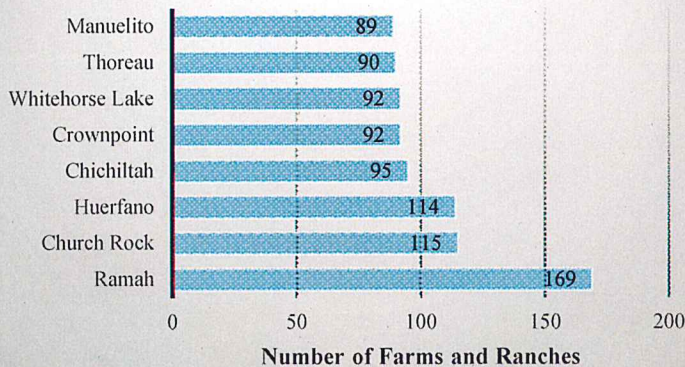


# 2012 CENSUS OF AGRICULTURE



## Navajo Nation: Nageezi

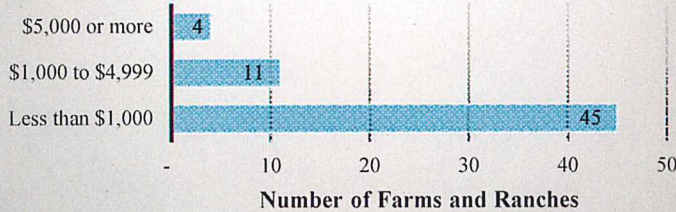
Farms and Ranches by Chapter




Ya'at'eeh Eastern Agency



Farms and Ranches by Economic Size



All Operators by Age Group



Nageezi		2012
Number of Farms and Ranches		60
Land in farms and ranches, acres		53,321
Market value of agricultural products sold, \$1,000		\$ 107
Crops, including nursery and greenhouse crops, \$1,000		(D)
Livestock, poultry, and their products, \$1,000		(D)
Market value of agricultural products sold, Average per farm dollars		\$ 1,782
Total farm production expenses, \$1,000		\$ 310
Average age of: All operators		64



U.S. Department of Agriculture  
National Agricultural Statistics Service

www.agcensus.usda.gov  
1-800-645-7286



# 2012 CENSUS OF AGRICULTURE



<b>Nageezi Livestock</b>		<b>2012</b>
Cattle and calves inventory, farms		31
Cattle and calves inventory, number		289
Beef cows, farms		30
Beef cows, number		217
Sheep and lambs inventory, farms		30
Sheep and lambs inventory, number		501
Total horses and ponies inventory, farms		22
Total horses and ponies inventory, number		103
Goats, all inventory, farms		36
Goats, all inventory, number		490

<b>Nageezi Crops</b>		<b>2012</b>
Corn, traditional, farms		1
Corn, traditional, acres		(D)
Forage-land used for all hay and haylage, grass silage, and green chop, farms		1
Forage-land used for all hay and haylage, grass silage, and green chop, acres		(D)
Forage-land used for all hay and haylage, grass silage, and green chop, tons, dry		(D)
Land in vegetables, farms		1
Land in vegetables, acres		(D)
Cantaloupes, farms		-
Cantaloupes, acres		-
Honeydew melons, farms		-
Honeydew melons, acres		-
Squash, all, farms		1
Squash, all, acres		(D)
Watermelons, farms		1
Watermelons, acres		(D)

<b>Nageezi Demographics</b>		<b>2012</b>
Operators		97
Male		51
Female		46
Average age of: All operators		64
Under 25 years	(number of operators)	3
25 to 44 years	(number of operators)	6
45 to 64 years	(number of operators)	36
65 years and over	(number of operators)	52



U.S. Department of Agriculture  
National Agricultural Statistics Service

[www.agcensus.usda.gov](http://www.agcensus.usda.gov)  
1-800-645-7286

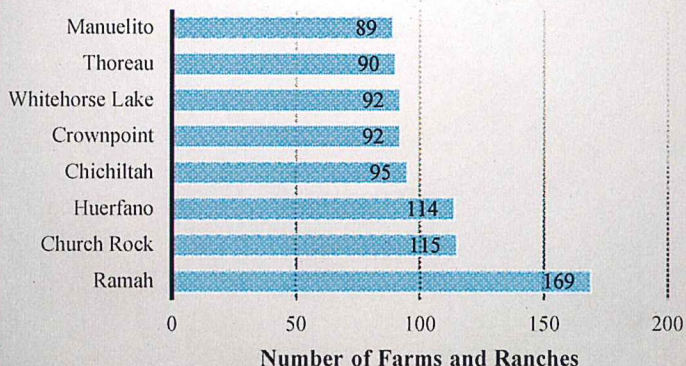


# 2012 CENSUS OF AGRICULTURE



## Navajo Nation: Ojo Encino

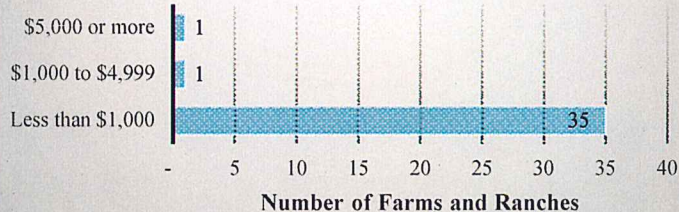
Farms and Ranches by Chapter




Ya 'at 'eeh  
Eastern Agency



Farms and Ranches by Economic Size



All Operators by Age Group



### Ojo Encino

2012

Number of Farms and Ranches	37
Land in farms and ranches, acres	18,859
Market value of agricultural products sold, \$1,000	\$ 22
Crops, including nursery and greenhouse crops, \$1,000	\$ -
Livestock, poultry, and their products, \$1,000	\$ 22
Market value of agricultural products sold, Average per farm dollars	\$ 597
Total farm production expenses, \$1,000	\$ 215
Average age of: All operators	56



U.S. Department of Agriculture  
National Agricultural Statistics Service

www.agcensus.usda.gov  
1-800-645-7286



# 2012 CENSUS OF AGRICULTURE



Ojo Encino Livestock	2012
Cattle and calves inventory, farms	13
Cattle and calves inventory, number	341
Beef cows, farms	13
Beef cows, number	292
Sheep and lambs inventory, farms	28
Sheep and lambs inventory, number	404
Total horses and ponies inventory, farms	26
Total horses and ponies inventory, number	989
Goats, all inventory, farms	24
Goats, all inventory, number	187

Ojo Encino Crops	2012
Corn, traditional, farms	-
Corn, traditional, acres	-
Forage-land used for all hay and haylage, grass silage, and green chop, farms	-
Forage-land used for all hay and haylage, grass silage, and green chop, acres	-
Forage-land used for all hay and haylage, grass silage, and green chop, tons, dry	-
Land in vegetables, farms	-
Land in vegetables, acres	-
Cantaloupes, farms	-
Cantaloupes, acres	-
Honeydew melons, farms	-
Honeydew melons, acres	-
Squash, all, farms	-
Squash, all, acres	-
Watermelons, farms	-
Watermelons, acres	-

Ojo Encino Demographics	2012
Operators	48
Male	26
Female	22
Average age of: All operators	56
Under 25 years (number of operators)	-
25 to 44 years (number of operators)	10
45 to 64 years (number of operators)	20
65 years and over (number of operators)	18



U.S. Department of Agriculture  
National Agricultural Statistics Service

[www.agcensus.usda.gov](http://www.agcensus.usda.gov)  
1-800-645-7286

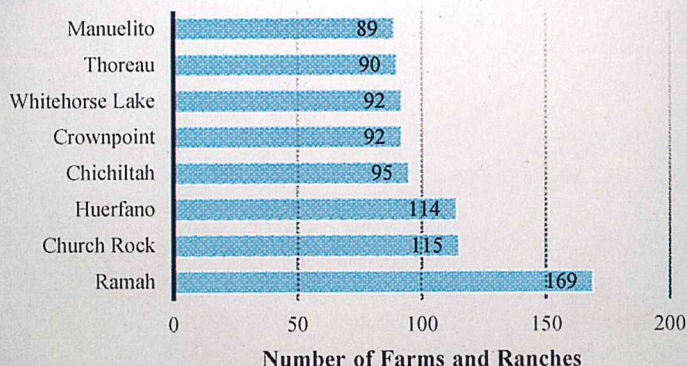


# 2012 CENSUS OF AGRICULTURE

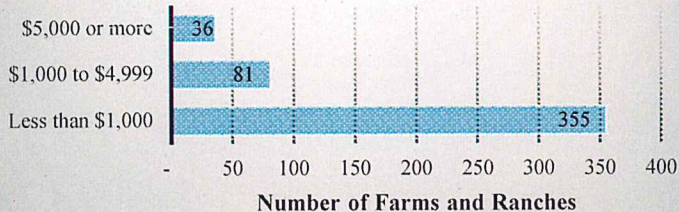


## Navajo Nation: Dist 20


Farms and Ranches by Chapter



Farms and Ranches by Economic Size



All Operators by Age Group



Dist 20	2012
Number of Farms and Ranches	472
Land in farms and ranches, acres	484,363
Market value of agricultural products sold, \$1,000	\$ 506
Crops, including nursery and greenhouse crops, \$1,000	\$ 38
Livestock, poultry, and their products, \$1,000	\$ 468
Market value of agricultural products sold, Average per farm dollars	\$ 1,073
Total farm production expenses, \$1,000	\$ 2,337
Average age of: All operators	62



U.S. Department of Agriculture  
National Agricultural Statistics Service

www.agcensus.usda.gov  
1-800-645-7286



# 2012 CENSUS OF AGRICULTURE



<b>Dist 20 Livestock</b>	<b>2012</b>
Cattle and calves inventory, farms	341
Cattle and calves inventory, number	4,375
Beef cows, farms	305
Beef cows, number	2,987
Sheep and lambs inventory, farms	266
Sheep and lambs inventory, number	4,656
Total horses and ponies inventory, farms	228
Total horses and ponies inventory, number	1,086
Goats, all inventory, farms	173
Goats, all inventory, number	1,869

<b>Dist 20 Crops</b>	<b>2012</b>
Corn, traditional, farms	9
Corn, traditional, acres	(D)
Forage-land used for all hay and haylage, grass silage, and green chop, farms	-
Forage-land used for all hay and haylage, grass silage, and green chop, acres	-
Forage-land used for all hay and haylage, grass silage, and green chop, tons, dry	-
Land in vegetables, farms	7
Land in vegetables, acres	7
Cantaloupes, farms	-
Cantaloupes, acres	-
Honeydew melons, farms	-
Honeydew melons, acres	-
Squash, all, farms	7
Squash, all, acres	(D)
Watermelons, farms	7
Watermelons, acres	3

<b>Dist 20 Demographics</b>	<b>2012</b>
Operators	688
Male	407
Female	281
Average age of: All operators	62
Under 25 years (number of operators)	15
25 to 44 years (number of operators)	73
45 to 64 years (number of operators)	279
65 years and over (number of operators)	321



U.S. Department of Agriculture  
National Agricultural Statistics Service

[www.agcensus.usda.gov](http://www.agcensus.usda.gov)  
1-800-645-7286

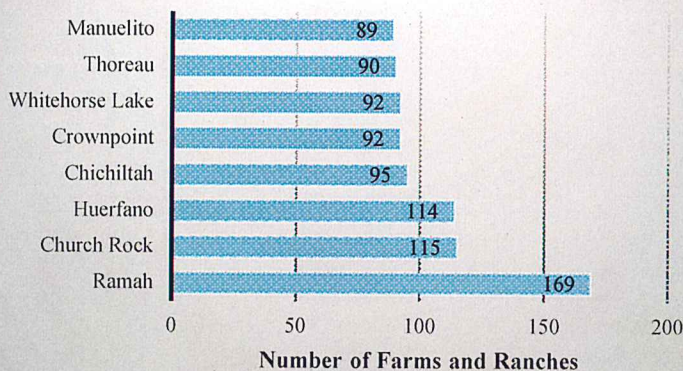


# 2012 CENSUS OF AGRICULTURE

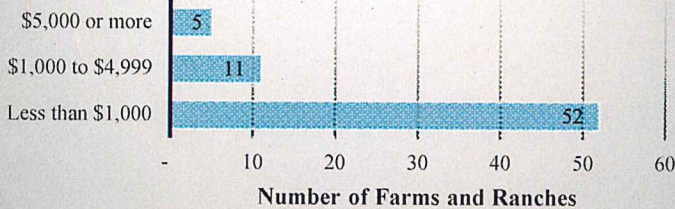


## Navajo Nation: Becenti


Farms and Ranches by Chapter



Farms and Ranches by Economic Size



All Operators by Age Group



Becenti		2012
Number of Farms and Ranches		68
Land in farms and ranches, acres		78,864
Market value of agricultural products sold, \$1,000		\$ 73
Crops, including nursery and greenhouse crops, \$1,000		\$ -
Livestock, poultry, and their products, \$1,000		\$ 73
Market value of agricultural products sold, Average per farm dollars		\$ 1,074
Total farm production expenses, \$1,000		\$ 526
Average age of: All operators		61



U.S. Department of Agriculture  
National Agricultural Statistics Service

www.agcensus.usda.gov  
1-800-645-7286



# 2012 CENSUS OF AGRICULTURE



<b>Becenti Livestock</b>	<b>2012</b>
Cattle and calves inventory, farms	59
Cattle and calves inventory, number	791
Beef cows, farms	52
Beef cows, number	570
Sheep and lambs inventory, farms	33
Sheep and lambs inventory, number	448
Total horses and ponies inventory, farms	42
Total horses and ponies inventory, number	138
Goats, all inventory, farms	23
Goats, all inventory, number	172

<b>Becenti Crops</b>	<b>2012</b>
Corn, traditional, farms	-
Corn, traditional, acres	-
Forage-land used for all hay and haylage, grass silage, and green chop, farms	-
Forage-land used for all hay and haylage, grass silage, and green chop, acres	-
Forage-land used for all hay and haylage, grass silage, and green chop, tons, dry	-
Land in vegetables, farms	-
Land in vegetables, acres	-
Cantaloupes, farms	-
Cantaloupes, acres	-
Honeydew melons, farms	-
Honeydew melons, acres	-
Squash, all, farms	-
Squash, all, acres	-
Watermelons, farms	-
Watermelons, acres	-

<b>Becenti Demographics</b>	<b>2012</b>
Operators	115
Male	69
Female	46
Average age of: All operators	61
Under 25 years (number of operators)	-
25 to 44 years (number of operators)	20
45 to 64 years (number of operators)	35
65 years and over (number of operators)	60



U.S. Department of Agriculture  
National Agricultural Statistics Service

[www.agcensus.usda.gov](http://www.agcensus.usda.gov)  
1-800-645-7286



# 2012 CENSUS OF AGRICULTURE



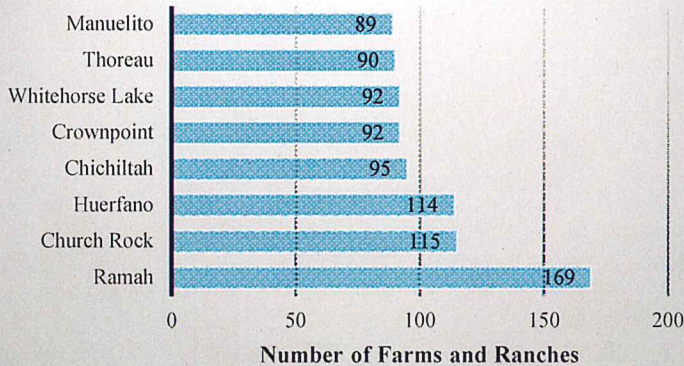
## Navajo Nation: Crownpoint



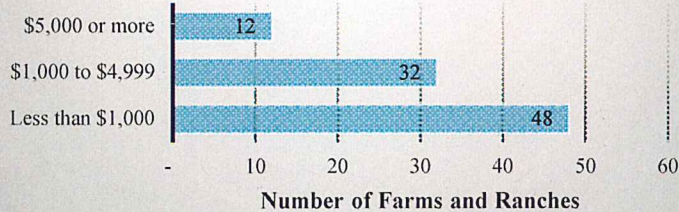
Ya'at'eeh  
Eastern Agency




Farms and Ranches by Chapter



Farms and Ranches by Economic Size



All Operators by Age Group



### Crownpoint

2012

Number of Farms and Ranches	92
Land in farms and ranches, acres	95,464
Market value of agricultural products sold, \$1,000	\$ 175
Crops, including nursery and greenhouse crops, \$1,000	(D)
Livestock, poultry, and their products, \$1,000	(D)
Market value of agricultural products sold, Average per farm dollars	\$ 1,899
Total farm production expenses, \$1,000	\$ 375
Average age of: All operators	62



U.S. Department of Agriculture  
National Agricultural Statistics Service

www.agcensus.usda.gov  
1-800-645-7286



# 2012 CENSUS OF AGRICULTURE



<b>Crownpoint Livestock</b>	<b>2012</b>
Cattle and calves inventory, farms	76
Cattle and calves inventory, number	1,054
Beef cows, farms	68
Beef cows, number	617
Sheep and lambs inventory, farms	52
Sheep and lambs inventory, number	1,228
Total horses and ponies inventory, farms	39
Total horses and ponies inventory, number	141
Goats, all inventory, farms	21
Goats, all inventory, number	192

<b>Crownpoint Crops</b>	<b>2012</b>
Corn, traditional, farms	1
Corn, traditional, acres	(D)
Forage-land used for all hay and haylage, grass silage, and green chop, farms	-
Forage-land used for all hay and haylage, grass silage, and green chop, acres	-
Forage-land used for all hay and haylage, grass silage, and green chop, tons, dry	-
Land in vegetables, farms	1
Land in vegetables, acres	(D)
Cantaloupes, farms	-
Cantaloupes, acres	-
Honeydew melons, farms	-
Honeydew melons, acres	-
Squash, all, farms	1
Squash, all, acres	(D)
Watermelons, farms	1
Watermelons, acres	(D)

<b>Crownpoint Demographics</b>	<b>2012</b>
Operators	142
Male	86
Female	56
Average age of: All operators	62
Under 25 years (number of operators)	7
25 to 44 years (number of operators)	8
45 to 64 years (number of operators)	64
65 years and over (number of operators)	63



U.S. Department of Agriculture  
National Agricultural Statistics Service

[www.agcensus.usda.gov](http://www.agcensus.usda.gov)  
1-800-645-7286



# 2012 CENSUS OF AGRICULTURE



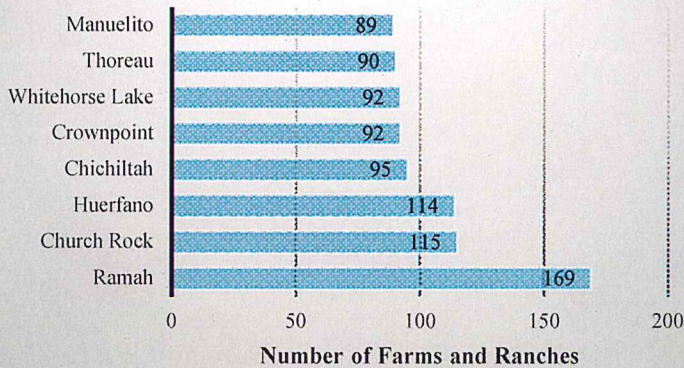
## Navajo Nation: Lake Valley



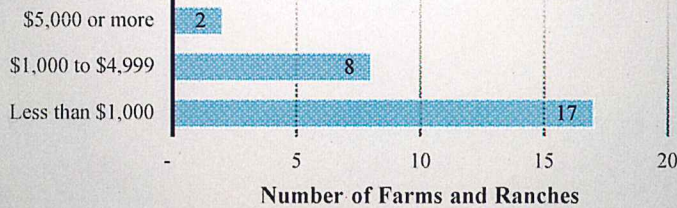
Ya 'at 'eeh  
Eastern Agency




Farms and Ranches by Chapter



Farms and Ranches by Economic Size



All Operators by Age Group



Lake Valley	2012
Number of Farms and Ranches	27
Land in farms and ranches, acres	34,249
Market value of agricultural products sold, \$1,000	\$ 32
Crops, including nursery and greenhouse crops, \$1,000	\$ -
Livestock, poultry, and their products, \$1,000	\$ 32
Market value of agricultural products sold, Average per farm dollars	\$ 1,177
Total farm production expenses, \$1,000	\$ 92
Average age of: All operators	65



U.S. Department of Agriculture  
National Agricultural Statistics Service

www.agcensus.usda.gov  
1-800-645-7286



# 2012 CENSUS OF AGRICULTURE



Lake Valley Livestock	2012
Cattle and calves inventory, farms	19
Cattle and calves inventory, number	210
Beef cows, farms	19
Beef cows, number	145
Sheep and lambs inventory, farms	11
Sheep and lambs inventory, number	137
Total horses and ponies inventory, farms	21
Total horses and ponies inventory, number	117
Goats, all inventory, farms	10
Goats, all inventory, number	79

Lake Valley Crops	2012
Corn, traditional, farms	-
Corn, traditional, acres	-
Forage-land used for all hay and haylage, grass silage, and green chop, farms	-
Forage-land used for all hay and haylage, grass silage, and green chop, acres	-
Forage-land used for all hay and haylage, grass silage, and green chop, tons, dry	-
Land in vegetables, farms	-
Land in vegetables, acres	-
Cantaloupes, farms	-
Cantaloupes, acres	-
Honeydew melons, farms	-
Honeydew melons, acres	-
Squash, all, farms	-
Squash, all, acres	-
Watermelons, farms	-
Watermelons, acres	-

Lake Valley Demographics	2012
Operators	35
Male	24
Female	11
Average age of: All operators	65
Under 25 years (number of operators)	-
25 to 44 years (number of operators)	4
45 to 64 years (number of operators)	11
65 years and over (number of operators)	20



U.S. Department of Agriculture  
National Agricultural Statistics Service

[www.agcensus.usda.gov](http://www.agcensus.usda.gov)  
1-800-645-7286



# 2012 CENSUS OF AGRICULTURE



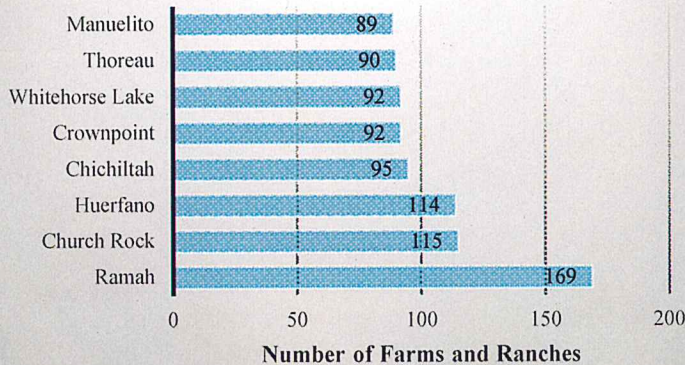
## Navajo Nation: Little Water



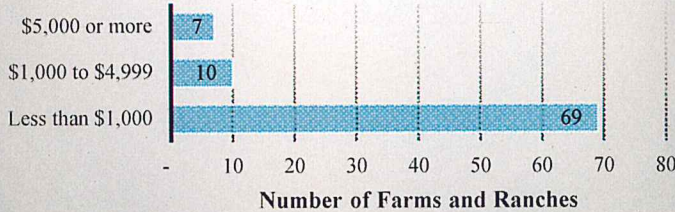
Ya 'at 'eeh  
Eastern Agency




Farms and Ranches by Chapter



Farms and Ranches by Economic Size



All Operators by Age Group



### Little Water

	2012
Number of Farms and Ranches	86
Land in farms and ranches, acres	140,760
Market value of agricultural products sold, \$1,000	\$ 88
Crops, including nursery and greenhouse crops, \$1,000	(D)
Livestock, poultry, and their products, \$1,000	(D)
Market value of agricultural products sold, Average per farm dollars	\$ 1,024
Total farm production expenses, \$1,000	\$ 417
Average age of: All operators	63



U.S. Department of Agriculture  
National Agricultural Statistics Service

www.agcensus.usda.gov  
1-800-645-7286



# 2012 CENSUS OF AGRICULTURE



Little Water Livestock	2012
Cattle and calves inventory, farms	74
Cattle and calves inventory, number	931
Beef cows, farms	66
Beef cows, number	553
Sheep and lambs inventory, farms	52
Sheep and lambs inventory, number	902
Total horses and ponies inventory, farms	26
Total horses and ponies inventory, number	85
Goats, all inventory, farms	32
Goats, all inventory, number	550

Little Water Crops	2012
Corn, traditional, farms	1
Corn, traditional, acres	(D)
Forage-land used for all hay and haylage, grass silage, and green chop, farms	-
Forage-land used for all hay and haylage, grass silage, and green chop, acres	-
Forage-land used for all hay and haylage, grass silage, and green chop, tons, dry	-
Land in vegetables, farms	-
Land in vegetables, acres	-
Cantaloupes, farms	-
Cantaloupes, acres	-
Honeydew melons, farms	-
Honeydew melons, acres	-
Squash, all, farms	-
Squash, all, acres	-
Watermelons, farms	-
Watermelons, acres	-

Little Water Demographics	2012
Operators	130
Male	72
Female	58
Average age of: All operators	63
Under 25 years (number of operators)	6
25 to 44 years (number of operators)	11
45 to 64 years (number of operators)	44
65 years and over (number of operators)	69



U.S. Department of Agriculture  
National Agricultural Statistics Service

[www.agcensus.usda.gov](http://www.agcensus.usda.gov)  
1-800-645-7286



# 2012 CENSUS OF AGRICULTURE

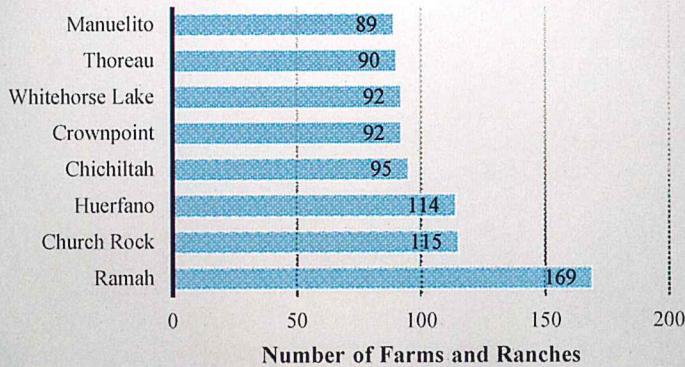


## Navajo Nation: Pueblo Pintado

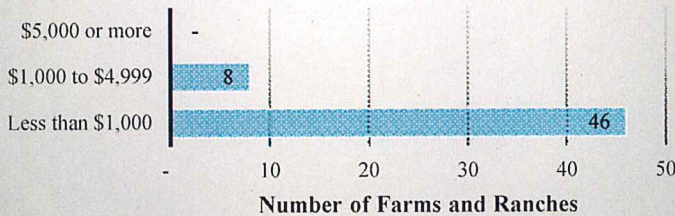


Ya 'at 'eeh  
Eastern Agency


Farms and Ranches by Chapter



Farms and Ranches by Economic Size



All Operators by Age Group



### Pueblo Pintado

2012

Number of Farms and Ranches	54
Land in farms and ranches, acres	45,037
Market value of agricultural products sold, \$1,000	\$ 21
Crops, including nursery and greenhouse crops, \$1,000	\$ -
Livestock, poultry, and their products, \$1,000	\$ 21
Market value of agricultural products sold, Average per farm dollars	\$ 381
Total farm production expenses, \$1,000	\$ 185
Average age of: All operators	61



U.S. Department of Agriculture  
National Agricultural Statistics Service

www.agcensus.usda.gov  
1-800-645-7286



# 2012 CENSUS OF AGRICULTURE



<b>Pueblo Pintado Livestock</b>	<b>2012</b>
Cattle and calves inventory, farms	24
Cattle and calves inventory, number	339
Beef cows, farms	17
Beef cows, number	179
Sheep and lambs inventory, farms	39
Sheep and lambs inventory, number	701
Total horses and ponies inventory, farms	30
Total horses and ponies inventory, number	189
Goats, all inventory, farms	32
Goats, all inventory, number	301

<b>Pueblo Pintado Crops</b>	<b>2012</b>
Corn, traditional, farms	-
Corn, traditional, acres	-
Forage-land used for all hay and haylage, grass silage, and green chop, farms	-
Forage-land used for all hay and haylage, grass silage, and green chop, acres	-
Forage-land used for all hay and haylage, grass silage, and green chop, tons, dry	-
Land in vegetables, farms	-
Land in vegetables, acres	-
Cantaloupes, farms	-
Cantaloupes, acres	-
Honeydew melons, farms	-
Honeydew melons, acres	-
Squash, all, farms	-
Squash, all, acres	-
Watermelons, farms	-
Watermelons, acres	-

<b>Pueblo Pintado Demographics</b>	<b>2012</b>
Operators	63
Male	44
Female	19
Average age of: All operators	61
Under 25 years (number of operators)	-
25 to 44 years (number of operators)	6
45 to 64 years (number of operators)	32
65 years and over (number of operators)	25



U.S. Department of Agriculture  
National Agricultural Statistics Service

[www.agcensus.usda.gov](http://www.agcensus.usda.gov)  
1-800-645-7286



# 2012 CENSUS OF AGRICULTURE

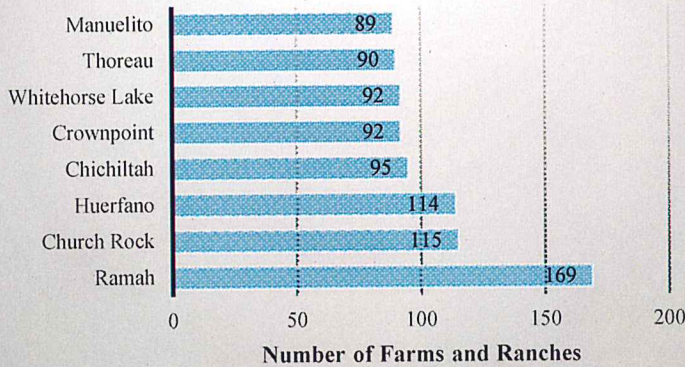


## Navajo Nation: Torreon/Star Lake

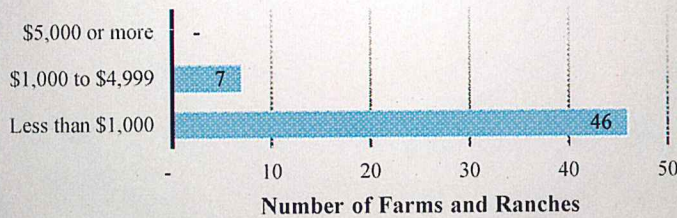


Ya 'at 'eeh  
Eastern Agency


Farms and Ranches by Chapter



Farms and Ranches by Economic Size



All Operators by Age Group



### Torreon/Star Lake

	2012
Number of Farms and Ranches	53
Land in farms and ranches, acres	34,766
Market value of agricultural products sold, \$1,000	\$ 24
Crops, including nursery and greenhouse crops, \$1,000	(D)
Livestock, poultry, and their products, \$1,000	(D)
Market value of agricultural products sold, Average per farm dollars	\$ 450
Total farm production expenses, \$1,000	\$ 189
Average age of: All operators	59



U.S. Department of Agriculture  
National Agricultural Statistics Service

www.agcensus.usda.gov  
1-800-645-7286



# 2012 CENSUS OF AGRICULTURE



<b>Torreón/Star Lake Livestock</b>		<b>2012</b>
Cattle and calves inventory, farms		27
Cattle and calves inventory, number		293
Beef cows, farms		27
Beef cows, number		262
Sheep and lambs inventory, farms		20
Sheep and lambs inventory, number		476
Total horses and ponies inventory, farms		36
Total horses and ponies inventory, number		243
Goats, all inventory, farms		27
Goats, all inventory, number		349

<b>Torreón/Star Lake Crops</b>		<b>2012</b>
Corn, traditional, farms		1
Corn, traditional, acres		(D)
Forage-land used for all hay and haylage, grass silage, and green chop, farms		-
Forage-land used for all hay and haylage, grass silage, and green chop, acres		-
Forage-land used for all hay and haylage, grass silage, and green chop, tons, dry		-
Land in vegetables, farms		-
Land in vegetables, acres		-
Cantaloupes, farms		-
Cantaloupes, acres		-
Honeydew melons, farms		-
Honeydew melons, acres		-
Squash, all, farms		-
Squash, all, acres		-
Watermelons, farms		-
Watermelons, acres		-

<b>Torreón/Star Lake Demographics</b>		<b>2012</b>
Operators		66
Male		39
Female		27
Average age of: All operators		59
Under 25 years	(number of operators)	1
25 to 44 years	(number of operators)	9
45 to 64 years	(number of operators)	31
65 years and over	(number of operators)	25



U.S. Department of Agriculture  
National Agricultural Statistics Service

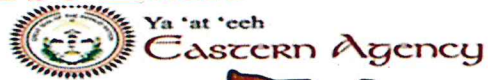
[www.agcensus.usda.gov](http://www.agcensus.usda.gov)  
1-800-645-7286



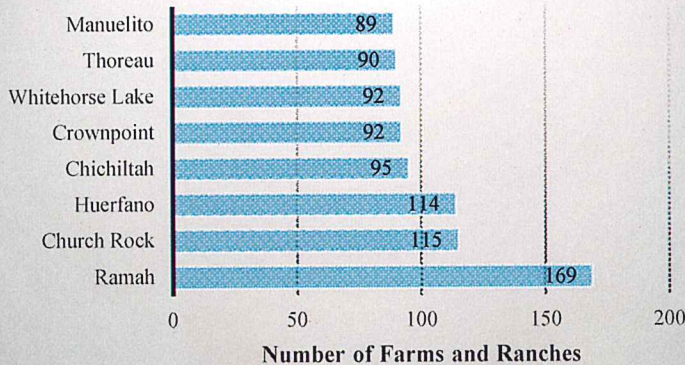
# 2012 CENSUS OF AGRICULTURE



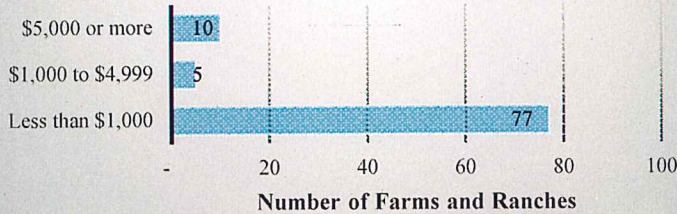
## Navajo Nation: Whitehorse Lake




Farms and Ranches by Chapter



Farms and Ranches by Economic Size



All Operators by Age Group



Whitehorse Lake	2012
Number of Farms and Ranches	92
Land in farms and ranches, acres	55,223
Market value of agricultural products sold, \$1,000	\$ 94
Crops, including nursery and greenhouse crops, \$1,000	\$ 30
Livestock, poultry, and their products, \$1,000	\$ 64
Market value of agricultural products sold, Average per farm dollars	\$ 1,025
Total farm production expenses, \$1,000	\$ 553
Average age of: All operators	63



U.S. Department of Agriculture  
National Agricultural Statistics Service

www.agcensus.usda.gov  
1-800-645-7286



# 2012 CENSUS OF AGRICULTURE



<b>Whitehorse Lake Livestock</b>		<b>2012</b>
Cattle and calves inventory, farms		62
Cattle and calves inventory, number		757
Beef cows, farms		56
Beef cows, number		661
Sheep and lambs inventory, farms		59
Sheep and lambs inventory, number		764
Total horses and ponies inventory, farms		34
Total horses and ponies inventory, number		173
Goats, all inventory, farms		28
Goats, all inventory, number		226

<b>Whitehorse Lake Crops</b>		<b>2012</b>
Corn, traditional, farms		6
Corn, traditional, acres		12
Forage-land used for all hay and haylage, grass silage, and green chop, farms		-
Forage-land used for all hay and haylage, grass silage, and green chop, acres		-
Forage-land used for all hay and haylage, grass silage, and green chop, tons, dry		-
Land in vegetables, farms		6
Land in vegetables, acres		(D)
Cantaloupes, farms		-
Cantaloupes, acres		-
Honeydew melons, farms		-
Honeydew melons, acres		-
Squash, all, farms		6
Squash, all, acres		4
Watermelons, farms		6
Watermelons, acres		(D)

<b>Whitehorse Lake Demographics</b>		<b>2012</b>
Operators		137
Male		73
Female		64
Average age of: All operators		63
Under 25 years	(number of operators)	1
25 to 44 years	(number of operators)	15
45 to 64 years	(number of operators)	62
65 years and over	(number of operators)	59



U.S. Department of Agriculture  
National Agricultural Statistics Service

[www.agcensus.usda.gov](http://www.agcensus.usda.gov)  
1-800-645-7286