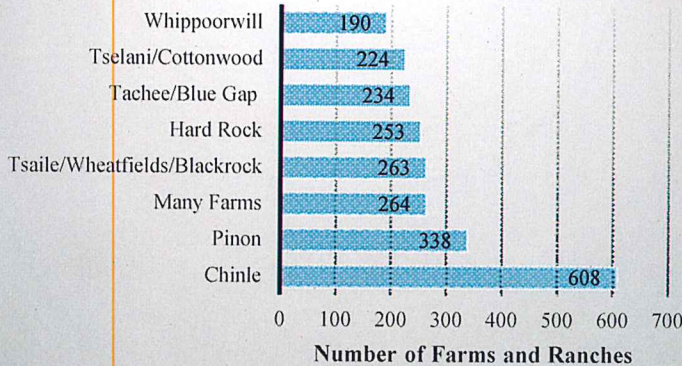


2012 CENSUS OF AGRICULTURE

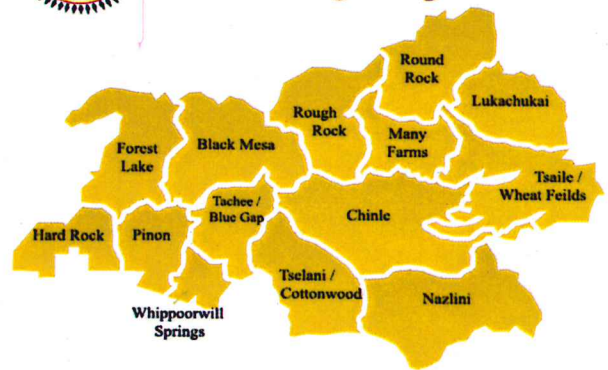


Navajo Nation: Chinle Agency

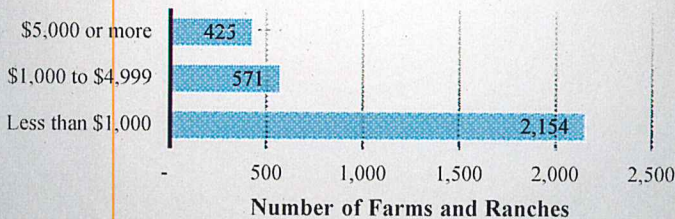
Farms and Ranches by Chapter




Ya 'at 'eeh
Chinle Agency



Farms and Ranches by Economic Size



All Operators by Age Group



Chinle Agency

	2012
Number of Farms and Ranches	3,150
Land in farms and ranches, acres	198,323
Market value of agricultural products sold, \$1,000	\$ 10,003
Crops, including nursery and greenhouse crops, \$1,000	\$ 8,295
Livestock, poultry, and their products, \$1,000	\$ 1,708
Market value of agricultural products sold, Average per farm dollars	\$ 3,175
Total farm production expenses, \$1,000	\$ 17,084
Average age of: All operators	58



U.S. Department of Agriculture
National Agricultural Statistics Service

www.agcensus.usda.gov
1-800-645-7286

2012 CENSUS OF AGRICULTURE



Chinle Agency Livestock	2012
Cattle and calves inventory, farms	927
Cattle and calves inventory, number	9,266
Beef cows, farms	703
Beef cows, number	5,853
Sheep and lambs inventory, farms	2,065
Sheep and lambs inventory, number	37,256
Total horses and ponies inventory, farms	2,105
Total horses and ponies inventory, number	9,484
Goats, all inventory, farms	1,507
Goats, all inventory, number	17,398

Chinle Agency Crops	2012
Corn, traditional, farms	785
Corn, traditional, acres	2,713
Forage-land used for all hay and haylage, grass silage, and green chop, farms	59
Forage-land used for all hay and haylage, grass silage, and green chop, acres	460
Forage-land used for all hay and haylage, grass silage, and green chop, tons, dry	(D)
Land in vegetables, farms	669
Land in vegetables, acres	1,250
Cantaloupes, farms	109
Cantaloupes, acres	53
Honeydew melons, farms	13
Honeydew melons, acres	12
Squash, all, farms	577
Squash, all, acres	591
Watermelons, farms	504
Watermelons, acres	567

Chinle Agency Demographics	2012
Operators	5,284
Male	2,532
Female	2,752
Average age of: All operators	58
Under 25 years (number of operators)	178
25 to 44 years (number of operators)	822
45 to 64 years (number of operators)	2,461
65 years and over (number of operators)	1,823



U.S. Department of Agriculture
National Agricultural Statistics Service

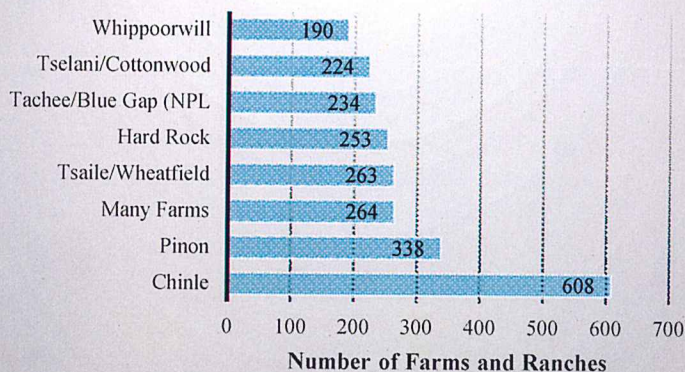
www.agcensus.usda.gov
1-800-645-7286

2012 CENSUS OF AGRICULTURE

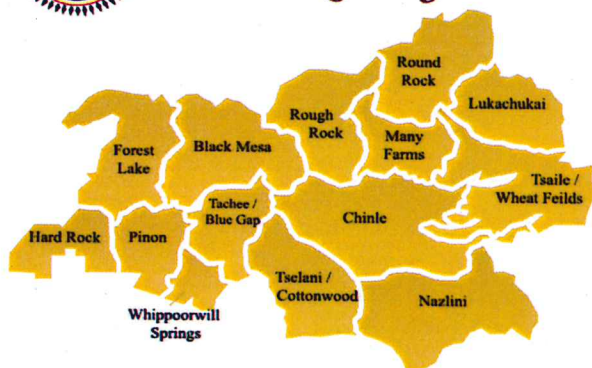


Navajo Nation: Dist 4

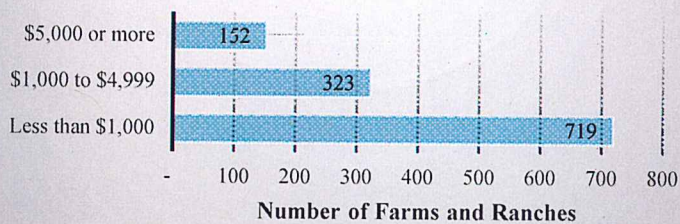
Farms and Ranches by Chapter



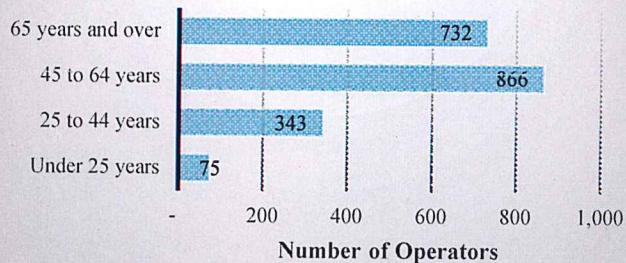
Ya 'at 'eeh
Chinle Agency



Farms and Ranches by Economic Size



All Operators by Age Group



Dist 4

2012

Number of Farms and Ranches	1,194
Land in farms and ranches, acres	50,822
Market value of agricultural products sold, \$1,000	\$ 2,807
Crops, including nursery and greenhouse crops, \$1,000	\$ 2,029
Livestock, poultry, and their products, \$1,000	\$ 777
Market value of agricultural products sold, Average per farm dollars	\$ 2,351
Total farm production expenses, \$1,000	\$ 6,185
Average age of: All operators	58



U.S. Department of Agriculture
National Agricultural Statistics Service

www.agcensus.usda.gov
1-800-645-7286

2012 CENSUS OF AGRICULTURE



Dist 4 Livestock	2012
Cattle and calves inventory, farms	359
Cattle and calves inventory, number	3,604
Beef cows, farms	337
Beef cows, number	2,802
Sheep and lambs inventory, farms	841
Sheep and lambs inventory, number	17,471
Total horses and ponies inventory, farms	814
Total horses and ponies inventory, number	3,818
Goats, all inventory, farms	605
Goats, all inventory, number	7,684

Dist 4 Crops	2012
Corn, traditional, farms	399
Corn, traditional, acres	728
Forage-land used for all hay and haylage, grass silage, and green chop, farms	5
Forage-land used for all hay and haylage, grass silage, and green chop, acres	26
Forage-land used for all hay and haylage, grass silage, and green chop, tons, dry	28
Land in vegetables, farms	363
Land in vegetables, acres	338
Cantaloupes, farms	53
Cantaloupes, acres	14
Honeydew melons, farms	12
Honeydew melons, acres	(D)
Squash, all, farms	305
Squash, all, acres	154
Watermelons, farms	247
Watermelons, acres	120

Dist 4 Demographics	2012
Operators	2,016
Male	943
Female	1,073
Average age of: All operators	58
Under 25 years (number of operators)	75
25 to 44 years (number of operators)	343
45 to 64 years (number of operators)	866
65 years and over (number of operators)	732



U.S. Department of Agriculture
National Agricultural Statistics Service

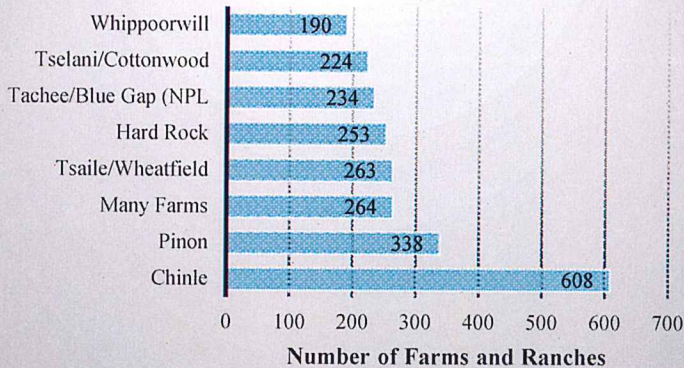
www.agcensus.usda.gov
1-800-645-7286

2012 CENSUS OF AGRICULTURE



Navajo Nation: Forest Lake


Farms and Ranches by Chapter




Ya 'at 'eeh
Chinle Agency



Farms and Ranches by Economic Size



All Operators by Age Group



Forest Lake	2012
Number of Farms and Ranches	88
Land in farms and ranches, acres	13,087
Market value of agricultural products sold, \$1,000	\$ 276
Crops, including nursery and greenhouse crops, \$1,000	\$ 128
Livestock, poultry, and their products, \$1,000	\$ 148
Market value of agricultural products sold, Average per farm dollars	\$ 3,139
Total farm production expenses, \$1,000	\$ 698
Average age of: All operators	62



U.S. Department of Agriculture
National Agricultural Statistics Service

www.agcensus.usda.gov
1-800-645-7286

2012 CENSUS OF AGRICULTURE



Forest Lake Livestock	2012
Cattle and calves inventory, farms	60
Cattle and calves inventory, number	706
Beef cows, farms	58
Beef cows, number	579
Sheep and lambs inventory, farms	76
Sheep and lambs inventory, number	2,055
Total horses and ponies inventory, farms	57
Total horses and ponies inventory, number	211
Goats, all inventory, farms	48
Goats, all inventory, number	965

Forest Lake Crops	2012
Corn, traditional, farms	18
Corn, traditional, acres	42
Forage-land used for all hay and haylage, grass silage, and green chop, farms	-
Forage-land used for all hay and haylage, grass silage, and green chop, acres	-
Forage-land used for all hay and haylage, grass silage, and green chop, tons, dry	-
Land in vegetables, farms	14
Land in vegetables, acres	30
Cantaloupes, farms	4
Cantaloupes, acres	1
Honeydew melons, farms	-
Honeydew melons, acres	-
Squash, all, farms	3
Squash, all, acres	(D)
Watermelons, farms	8
Watermelons, acres	6

Forest Lake Demographics	2012
Operators	151
Male	69
Female	82
Average age of: All operators	62
Under 25 years (number of operators)	-
25 to 44 years (number of operators)	12
45 to 64 years (number of operators)	67
65 years and over (number of operators)	72



U.S. Department of Agriculture
National Agricultural Statistics Service

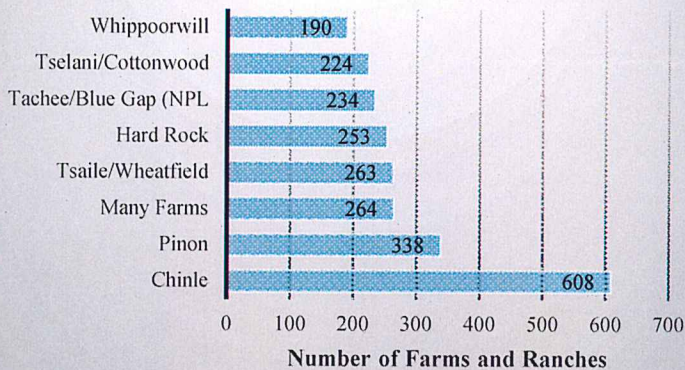
www.agcensus.usda.gov
1-800-645-7286

2012 CENSUS OF AGRICULTURE

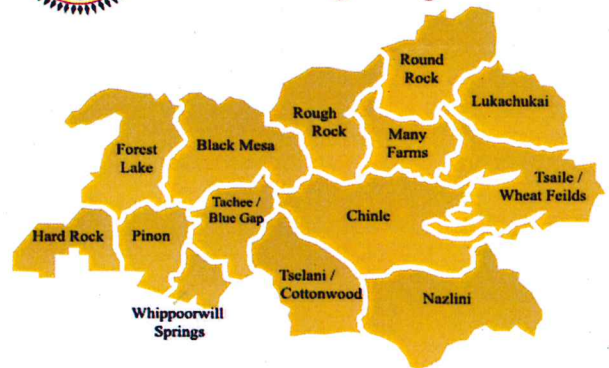


Navajo Nation: Hard Rock

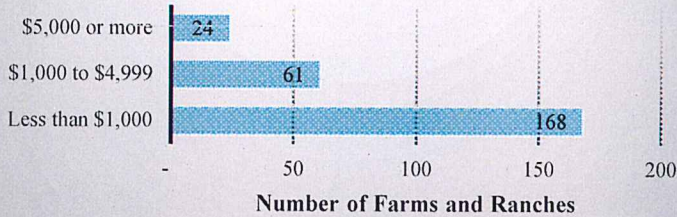
Farms and Ranches by Chapter




Ya 'at 'eeh
Chinle Agency



Farms and Ranches by Economic Size



All Operators by Age Group



Hard Rock	2012
Number of Farms and Ranches	253
Land in farms and ranches, acres	1,245
Market value of agricultural products sold, \$1,000	\$ 373
Crops, including nursery and greenhouse crops, \$1,000	\$ 260
Livestock, poultry, and their products, \$1,000	\$ 113
Market value of agricultural products sold, Average per farm dollars	\$ 1,475
Total farm production expenses, \$1,000	\$ 1,086
Average age of: All operators	53



U.S. Department of Agriculture
National Agricultural Statistics Service

www.agcensus.usda.gov
1-800-645-7286

2012 CENSUS OF AGRICULTURE



Hard Rock Livestock	2012
Cattle and calves inventory, farms	74
Cattle and calves inventory, number	778
Beef cows, farms	72
Beef cows, number	547
Sheep and lambs inventory, farms	184
Sheep and lambs inventory, number	3,336
Total horses and ponies inventory, farms	153
Total horses and ponies inventory, number	784
Goats, all inventory, farms	130
Goats, all inventory, number	1,292

Hard Rock Crops	2012
Corn, traditional, farms	60
Corn, traditional, acres	113
Forage-land used for all hay and haylage, grass silage, and green chop, farms	1
Forage-land used for all hay and haylage, grass silage, and green chop, acres	(D)
Forage-land used for all hay and haylage, grass silage, and green chop, tons, dry	(D)
Land in vegetables, farms	59
Land in vegetables, acres	41
Cantaloupes, farms	3
Cantaloupes, acres	1
Honeydew melons, farms	-
Honeydew melons, acres	-
Squash, all, farms	50
Squash, all, acres	18
Watermelons, farms	44
Watermelons, acres	17

Hard Rock Demographics	2012
Operators	398
Male	190
Female	208
Average age of: All operators	53
Under 25 years (number of operators)	28
25 to 44 years (number of operators)	91
45 to 64 years (number of operators)	185
65 years and over (number of operators)	94



U.S. Department of Agriculture
National Agricultural Statistics Service

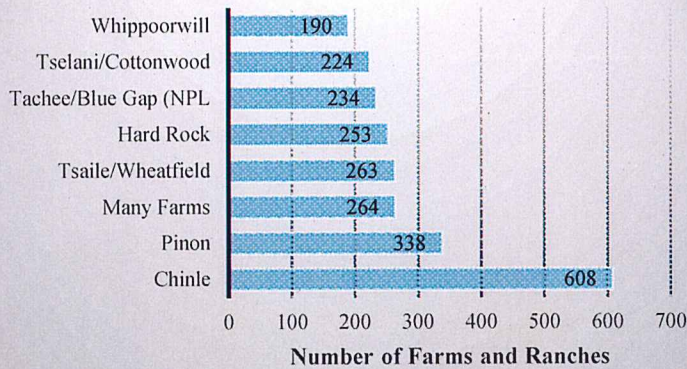
www.agcensus.usda.gov
1-800-645-7286

2012 CENSUS OF AGRICULTURE

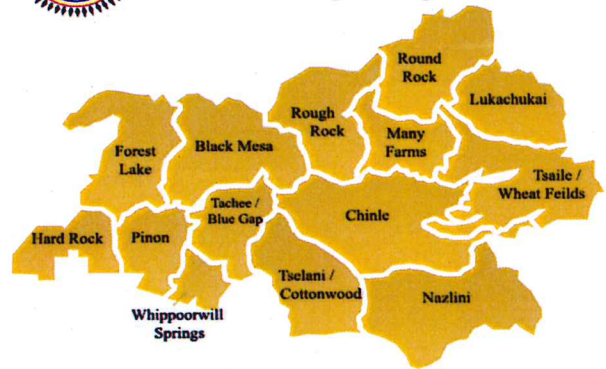


Navajo Nation: Pinon

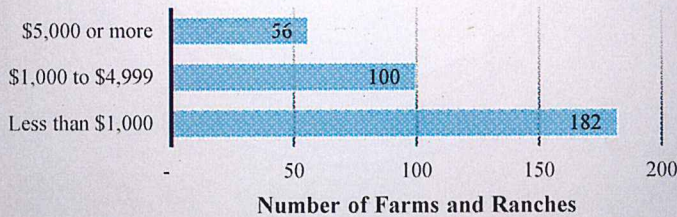
Farms and Ranches by Chapter




Ya 'at 'eeh
Chinle Agency



Farms and Ranches by Economic Size



All Operators by Age Group



Pinon

2012

Number of Farms and Ranches	338
Land in farms and ranches, acres	2,467
Market value of agricultural products sold, \$1,000	\$ 812
Crops, including nursery and greenhouse crops, \$1,000	\$ 650
Livestock, poultry, and their products, \$1,000	\$ 161
Market value of agricultural products sold, Average per farm dollars	\$ 2,401
Total farm production expenses, \$1,000	\$ 1,731
Average age of: All operators	59



U.S. Department of Agriculture
National Agricultural Statistics Service

www.agcensus.usda.gov
1-800-645-7286

2012 CENSUS OF AGRICULTURE



Pinon Livestock		2012
Cattle and calves inventory, farms		86
Cattle and calves inventory, number		711
Beef cows, farms		82
Beef cows, number		605
Sheep and lambs inventory, farms		214
Sheep and lambs inventory, number		3,674
Total horses and ponies inventory, farms		239
Total horses and ponies inventory, number		1,195
Goats, all inventory, farms		145
Goats, all inventory, number		1,835

Pinon Crops		2012
Corn, traditional, farms		151
Corn, traditional, acres		221
Forage-land used for all hay and haylage, grass silage, and green chop, farms		2
Forage-land used for all hay and haylage, grass silage, and green chop, acres		(D)
Forage-land used for all hay and haylage, grass silage, and green chop, tons, dry		(D)
Land in vegetables, farms		128
Land in vegetables, acres		98
Cantaloupes, farms		34
Cantaloupes, acres		10
Honeydew melons, farms		2
Honeydew melons, acres		(D)
Squash, all, farms		101
Squash, all, acres		(D)
Watermelons, farms		79
Watermelons, acres		33

Pinon Demographics		2012
Operators		540
Male		242
Female		298
Average age of: All operators		59
Under 25 years	(number of operators)	20
25 to 44 years	(number of operators)	90
45 to 64 years	(number of operators)	204
65 years and over	(number of operators)	226



U.S. Department of Agriculture
National Agricultural Statistics Service

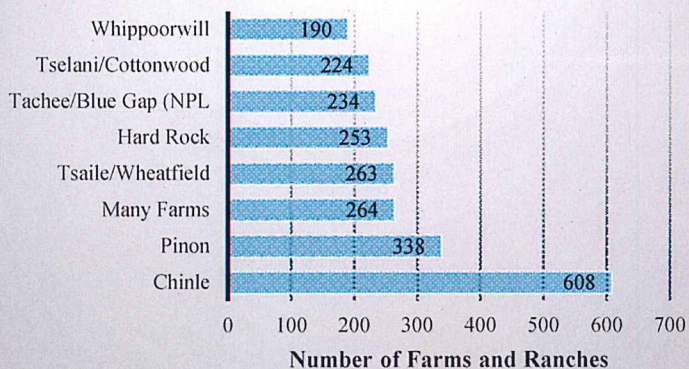
www.agcensus.usda.gov
1-800-645-7286

2012 CENSUS OF AGRICULTURE



Navajo Nation: Tachee/Blue Gap

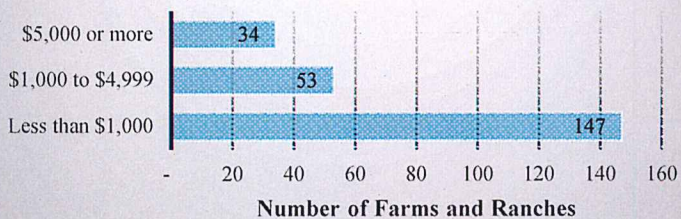
Farms and Ranches by Chapter




Ya 'at 'eeh
Chinle Agency



Farms and Ranches by Economic Size



All Operators by Age Group



Tachee/Blue Gap

2012

Number of Farms and Ranches	234
Land in farms and ranches, acres	13,006
Market value of agricultural products sold, \$1,000	\$ 706
Crops, including nursery and greenhouse crops, \$1,000	\$ 460
Livestock, poultry, and their products, \$1,000	\$ 245
Market value of agricultural products sold, Average per farm dollars	\$ 3,016
Total farm production expenses, \$1,000	\$ 1,422
Average age of: All operators	59



U.S. Department of Agriculture
National Agricultural Statistics Service

www.agcensus.usda.gov
1-800-645-7286

2012 CENSUS OF AGRICULTURE



Tachee/Blue Gap Livestock		2012
Cattle and calves inventory, farms		66
Cattle and calves inventory, number		559
Beef cows, farms		56
Beef cows, number		438
Sheep and lambs inventory, farms		173
Sheep and lambs inventory, number		5,104
Total horses and ponies inventory, farms		172
Total horses and ponies inventory, number		701
Goats, all inventory, farms		142
Goats, all inventory, number		1,837

Tachee/Blue Gap Crops		2012
Corn, traditional, farms		71
Corn, traditional, acres		140
Forage-land used for all hay and haylage, grass silage, and green chop, farms		-
Forage-land used for all hay and haylage, grass silage, and green chop, acres		-
Forage-land used for all hay and haylage, grass silage, and green chop, tons, dry		-
Land in vegetables, farms		68
Land in vegetables, acres		84
Cantaloupes, farms		-
Cantaloupes, acres		-
Honeydew melons, farms		2
Honeydew melons, acres		(D)
Squash, all, farms		68
Squash, all, acres		47
Watermelons, farms		47
Watermelons, acres		34

Tachee/Blue Gap Demographics		2012
Operators		431
Male		191
Female		240
Average age of: All operators		59
Under 25 years	(number of operators)	6
25 to 44 years	(number of operators)	71
45 to 64 years	(number of operators)	192
65 years and over	(number of operators)	162



U.S. Department of Agriculture
National Agricultural Statistics Service

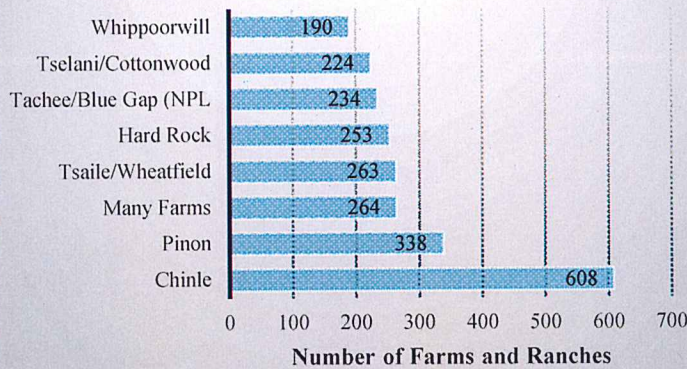
www.agcensus.usda.gov
1-800-645-7286

2012 CENSUS OF AGRICULTURE

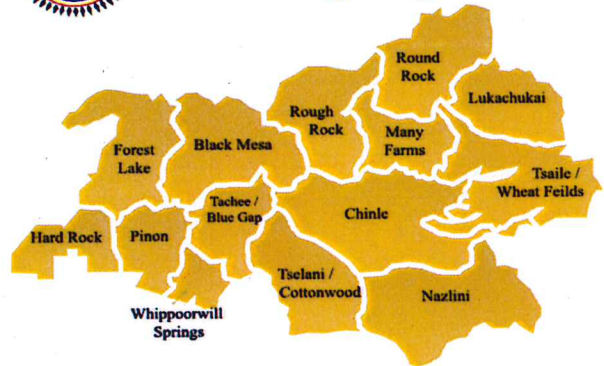


Navajo Nation: Whippoorwill

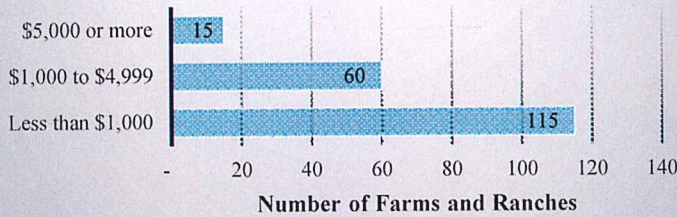
Farms and Ranches by Chapter




Ya 'at 'eeh
Chinle Agency



Farms and Ranches by Economic Size



All Operators by Age Group



Whippoorwill	2012
Number of Farms and Ranches	190
Land in farms and ranches, acres	951
Market value of agricultural products sold, \$1,000	\$ 501
Crops, including nursery and greenhouse crops, \$1,000	\$ 468
Livestock, poultry, and their products, \$1,000	\$ 34
Market value of agricultural products sold, Average per farm dollars	\$ 2,639
Total farm production expenses, \$1,000	\$ 754
Average age of: All operators	59



U.S. Department of Agriculture
National Agricultural Statistics Service

www.agcensus.usda.gov
1-800-645-7286

2012 CENSUS OF AGRICULTURE



Whippoorwill Livestock		2012
Cattle and calves inventory, farms		32
Cattle and calves inventory, number		205
Beef cows, farms		32
Beef cows, number		189
Sheep and lambs inventory, farms		122
Sheep and lambs inventory, number		1,774
Total horses and ponies inventory, farms		117
Total horses and ponies inventory, number		573
Goats, all inventory, farms		84
Goats, all inventory, number		637

Whippoorwill Crops		2012
Corn, traditional, farms		81
Corn, traditional, acres		125
Forage-land used for all hay and haylage, grass silage, and green chop, farms		-
Forage-land used for all hay and haylage, grass silage, and green chop, acres		-
Forage-land used for all hay and haylage, grass silage, and green chop, tons, dry		-
Land in vegetables, farms		78
Land in vegetables, acres		65
Cantaloupes, farms		10
Cantaloupes, acres		(D)
Honeydew melons, farms		8
Honeydew melons, acres		9
Squash, all, farms		68
Squash, all, acres		29
Watermelons, farms		63
Watermelons, acres		25

Whippoorwill Demographics		2012
Operators		316
Male		158
Female		158
Average age of: All operators		59
Under 25 years	(number of operators)	6
25 to 44 years	(number of operators)	41
45 to 64 years	(number of operators)	144
65 years and over	(number of operators)	125



U.S. Department of Agriculture
National Agricultural Statistics Service

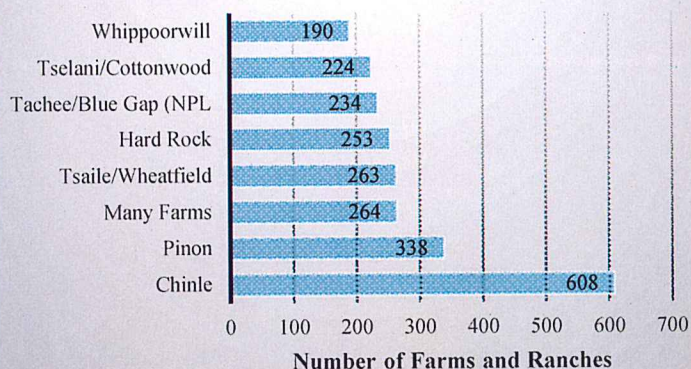
www.agcensus.usda.gov
1-800-645-7286

2012 CENSUS OF AGRICULTURE



Navajo Nation: Black Mesa

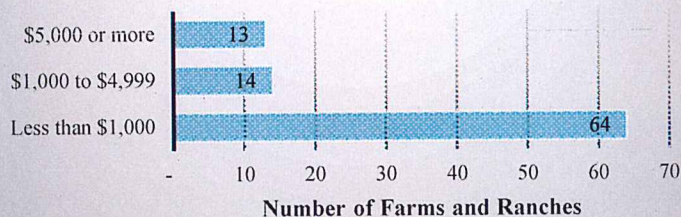
Farms and Ranches by Chapter




Ya 'at 'eeh
Chinle Agency



Farms and Ranches by Economic Size



All Operators by Age Group



Black Mesa

2012

Number of Farms and Ranches	91
Land in farms and ranches, acres	20,066
Market value of agricultural products sold, \$1,000	\$ 138
Crops, including nursery and greenhouse crops, \$1,000	\$ 63
Livestock, poultry, and their products, \$1,000	\$ 75
Market value of agricultural products sold, Average per farm dollars	\$ 1,522
Total farm production expenses, \$1,000	\$ 493
Average age of: All operators	55



U.S. Department of Agriculture
National Agricultural Statistics Service

www.agcensus.usda.gov
1-800-645-7286

2012 CENSUS OF AGRICULTURE



Black Mesa Livestock	2012
Cattle and calves inventory, farms	41
Cattle and calves inventory, number	645
Beef cows, farms	37
Beef cows, number	444
Sheep and lambs inventory, farms	72
Sheep and lambs inventory, number	1,528
Total horses and ponies inventory, farms	76
Total horses and ponies inventory, number	354
Goats, all inventory, farms	56
Goats, all inventory, number	1,118

Black Mesa Crops	2012
Corn, traditional, farms	18
Corn, traditional, acres	87
Forage-land used for all hay and haylage, grass silage, and green chop, farms	2
Forage-land used for all hay and haylage, grass silage, and green chop, acres	(D)
Forage-land used for all hay and haylage, grass silage, and green chop, tons, dry	(D)
Land in vegetables, farms	16
Land in vegetables, acres	19
Cantaloupes, farms	2
Cantaloupes, acres	(D)
Honeydew melons, farms	-
Honeydew melons, acres	-
Squash, all, farms	15
Squash, all, acres	9
Watermelons, farms	6
Watermelons, acres	5

Black Mesa Demographics	2012
Operators	180
Male	93
Female	87
Average age of: All operators	55
Under 25 years (number of operators)	15
25 to 44 years (number of operators)	38
45 to 64 years (number of operators)	74
65 years and over (number of operators)	53



U.S. Department of Agriculture
National Agricultural Statistics Service

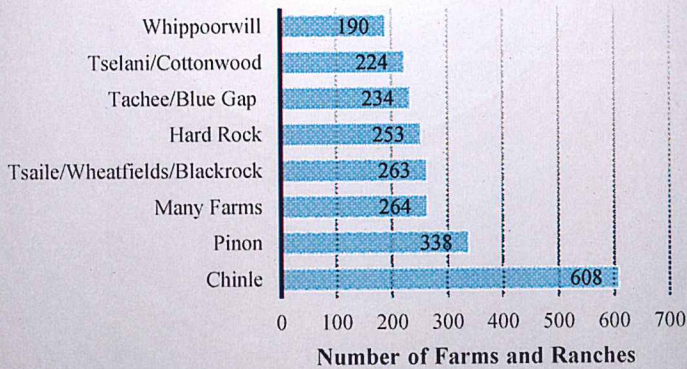
www.agcensus.usda.gov
1-800-645-7286

2012 CENSUS OF AGRICULTURE



Navajo Nation: Dist 10

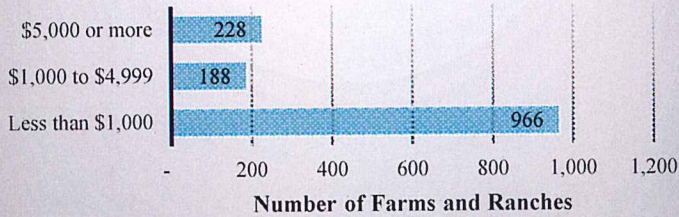
Farms and Ranches by Chapter



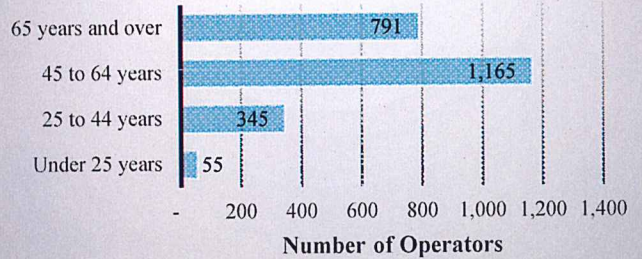
Ya 'at 'eeh
Chinle Agency



Farms and Ranches by Economic Size



All Operators by Age Group



Dist 10

2012

Number of Farms and Ranches	1,382
Land in farms and ranches, acres	130,599
Market value of agricultural products sold, \$1,000	\$ 6,421
Crops, including nursery and greenhouse crops, \$1,000	\$ 5,720
Livestock, poultry, and their products, \$1,000	\$ 702
Market value of agricultural products sold, Average per farm dollars	\$ 4,646
Total farm production expenses, \$1,000	\$ 7,810
Average age of: All operators	58



U.S. Department of Agriculture
National Agricultural Statistics Service

www.agcensus.usda.gov
1-800-645-7286

2012 CENSUS OF AGRICULTURE



	2012
Dist 10 Livestock	
Cattle and calves inventory, farms	397
Cattle and calves inventory, number	4,063
Beef cows, farms	227
Beef cows, number	2,005
Sheep and lambs inventory, farms	865
Sheep and lambs inventory, number	14,217
Total horses and ponies inventory, farms	917
Total horses and ponies inventory, number	4,148
Goats, all inventory, farms	603
Goats, all inventory, number	6,354

	2012
Dist 10 Crops	
Corn, traditional, farms	320
Corn, traditional, acres	1,684
Forage-land used for all hay and haylage, grass silage, and green chop, farms	20
Forage-land used for all hay and haylage, grass silage, and green chop, acres	143
Forage-land used for all hay and haylage, grass silage, and green chop, tons, dry	(D)
Land in vegetables, farms	248
Land in vegetables, acres	783
Cantaloupes, farms	47
Cantaloupes, acres	32
Honeydew melons, farms	1
Honeydew melons, acres	(D)
Squash, all, farms	228
Squash, all, acres	396
Watermelons, farms	222
Watermelons, acres	410

	2012
Dist 10 Demographics	
Operators	2,356
Male	1,121
Female	1,235
Average age of: All operators	58
Under 25 years (number of operators)	55
25 to 44 years (number of operators)	345
45 to 64 years (number of operators)	1,165
65 years and over (number of operators)	791



U.S. Department of Agriculture
National Agricultural Statistics Service

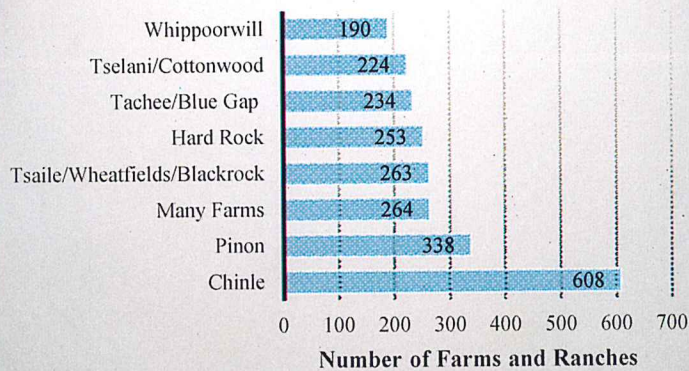
www.agcensus.usda.gov
1-800-645-7286

2012 CENSUS OF AGRICULTURE

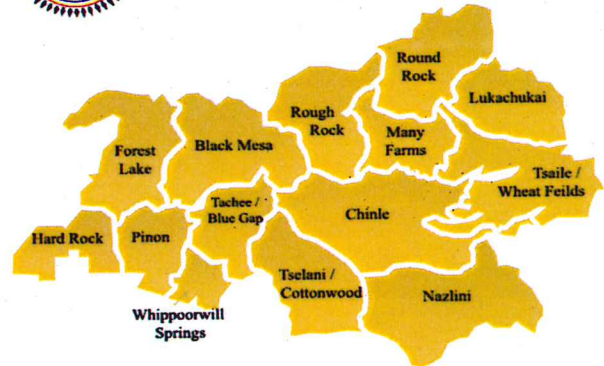


Navajo Nation: Chinle Chapter

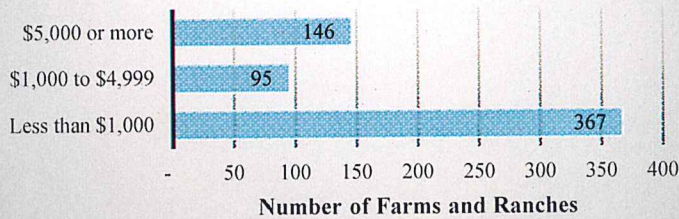
Farms and Ranches by Chapter




Ya 'at 'eeh
Chinle Agency



Farms and Ranches by Economic Size



All Operators by Age Group



Chinle Chapter

2012

Number of Farms and Ranches	608
Land in farms and ranches, acres	31,552
Market value of agricultural products sold, \$1,000	\$ 4,660
Crops, including nursery and greenhouse crops, \$1,000	\$ 4,418
Livestock, poultry, and their products, \$1,000	\$ 242
Market value of agricultural products sold, Average per farm dollars	\$ 7,664
Total farm production expenses, \$1,000	\$ 3,574
Average age of: All operators	58



U.S. Department of Agriculture
National Agricultural Statistics Service

www.agcensus.usda.gov
1-800-645-7286

2012 CENSUS OF AGRICULTURE



Chinle Chapter Livestock	2012
Cattle and calves inventory, farms	143
Cattle and calves inventory, number	1,354
Beef cows, farms	61
Beef cows, number	604
Sheep and lambs inventory, farms	369
Sheep and lambs inventory, number	5,049
Total horses and ponies inventory, farms	366
Total horses and ponies inventory, number	1,464
Goats, all inventory, farms	244
Goats, all inventory, number	1,980

Chinle Chapter Crops	2012
Corn, traditional, farms	195
Corn, traditional, acres	1,188
Forage-land used for all hay and haylage, grass silage, and green chop, farms	16
Forage-land used for all hay and haylage, grass silage, and green chop, acres	90
Forage-land used for all hay and haylage, grass silage, and green chop, tons, dry	124
Land in vegetables, farms	172
Land in vegetables, acres	593
Cantaloupes, farms	38
Cantaloupes, acres	27
Honeydew melons, farms	1
Honeydew melons, acres	(D)
Squash, all, farms	156
Squash, all, acres	310
Watermelons, farms	159
Watermelons, acres	301


Chinle Chapter Demographics	2012
Operators	1,020
Male	489
Female	531
Average age of: All operators	58
Under 25 years (number of operators)	19
25 to 44 years (number of operators)	130
45 to 64 years (number of operators)	554
65 years and over (number of operators)	317



U.S. Department of Agriculture
National Agricultural Statistics Service

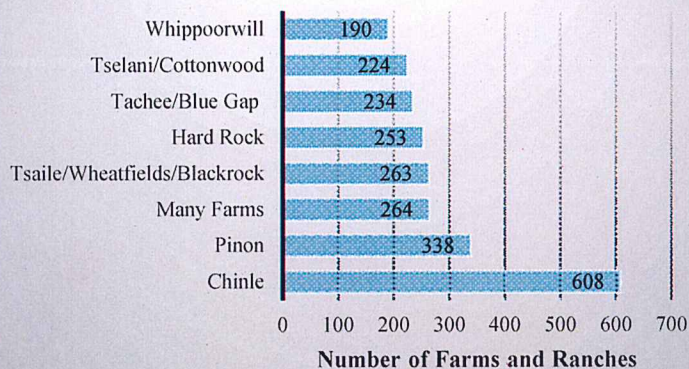
www.agcensus.usda.gov
1-800-645-7286

2012 CENSUS OF AGRICULTURE



Navajo Nation: Many Farms

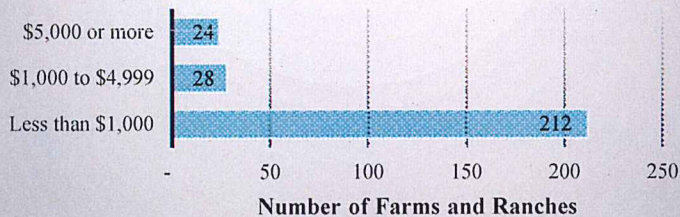
Farms and Ranches by Chapter




Ya 'at 'eeh
Chinle Agency



Farms and Ranches by Economic Size



All Operators by Age Group



Many Farms

	2012
Number of Farms and Ranches	264
Land in farms and ranches, acres	26,616
Market value of agricultural products sold, \$1,000	\$ 599
Crops, including nursery and greenhouse crops, \$1,000	\$ 456
Livestock, poultry, and their products, \$1,000	\$ 143
Market value of agricultural products sold, Average per farm dollars	\$ 2,268
Total farm production expenses, \$1,000	\$ 1,562
Average age of: All operators	57



U.S. Department of Agriculture
National Agricultural Statistics Service

www.agcensus.usda.gov
1-800-645-7286

2012 CENSUS OF AGRICULTURE



Many Farms Livestock		2012
Cattle and calves inventory, farms		93
Cattle and calves inventory, number		957
Beef cows, farms		79
Beef cows, number		508
Sheep and lambs inventory, farms		141
Sheep and lambs inventory, number		1,814
Total horses and ponies inventory, farms		204
Total horses and ponies inventory, number		1,156
Goats, all inventory, farms		109
Goats, all inventory, number		1,376

Many Farms Crops		2012
Corn, traditional, farms		25
Corn, traditional, acres		217
Forage-land used for all hay and haylage, grass silage, and green chop, farms		3
Forage-land used for all hay and haylage, grass silage, and green chop, acres		(D)
Forage-land used for all hay and haylage, grass silage, and green chop, tons, dry		(D)
Land in vegetables, farms		18
Land in vegetables, acres		67
Cantaloupes, farms		3
Cantaloupes, acres		(D)
Honeydew melons, farms		-
Honeydew melons, acres		-
Squash, all, farms		17
Squash, all, acres		14
Watermelons, farms		14
Watermelons, acres		48


Many Farms Demographics		2012
Operators		535
Male		272
Female		263
Average age of: All operators		57
Under 25 years	(number of operators)	22
25 to 44 years	(number of operators)	83
45 to 64 years	(number of operators)	248
65 years and over	(number of operators)	182



U.S. Department of Agriculture
National Agricultural Statistics Service

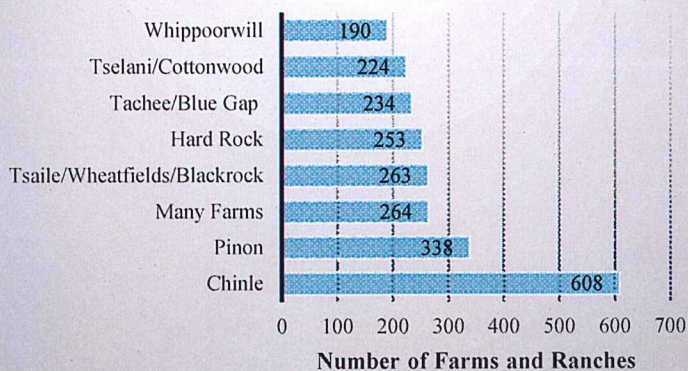
www.agcensus.usda.gov
1-800-645-7286

2012 CENSUS OF AGRICULTURE



Navajo Nation: Nazlini

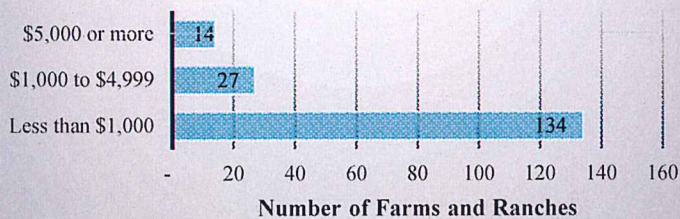
Farms and Ranches by Chapter




Ya 'at 'eeh
Chinle Agency



Farms and Ranches by Economic Size



All Operators by Age Group



Nazlini		2012
Number of Farms and Ranches		175
Land in farms and ranches, acres		19,671
Market value of agricultural products sold, \$1,000		\$ 458
Crops, including nursery and greenhouse crops, \$1,000		\$ 343
Livestock, poultry, and their products, \$1,000		\$ 115
Market value of agricultural products sold, Average per farm dollars		\$ 2,618
Total farm production expenses, \$1,000		\$ 1,040
Average age of: All operators		60



U.S. Department of Agriculture
National Agricultural Statistics Service

www.agcensus.usda.gov
1-800-645-7286

2012 CENSUS OF AGRICULTURE



Nazlini Livestock		2012
Cattle and calves inventory, farms		58
Cattle and calves inventory, number		667
Beef cows, farms		23
Beef cows, number		333
Sheep and lambs inventory, farms		97
Sheep and lambs inventory, number		2,029
Total horses and ponies inventory, farms		100
Total horses and ponies inventory, number		431
Goats, all inventory, farms		87
Goats, all inventory, number		1,108

Nazlini Crops		2012
Corn, traditional, farms		37
Corn, traditional, acres		151
Forage-land used for all hay and haylage, grass silage, and green chop, farms		-
Forage-land used for all hay and haylage, grass silage, and green chop, acres		-
Forage-land used for all hay and haylage, grass silage, and green chop, tons, dry		-
Land in vegetables, farms		10
Land in vegetables, acres		39
Cantaloupes, farms		1
Cantaloupes, acres		(D)
Honeydew melons, farms		-
Honeydew melons, acres		-
Squash, all, farms		7
Squash, all, acres		26
Watermelons, farms		7
Watermelons, acres		26

Nazlini Demographics		2012
Operators		274
Male		135
Female		139
Average age of: All operators		60
Under 25 years	(number of operators)	7
25 to 44 years	(number of operators)	44
45 to 64 years	(number of operators)	106
65 years and over	(number of operators)	117



U.S. Department of Agriculture
National Agricultural Statistics Service

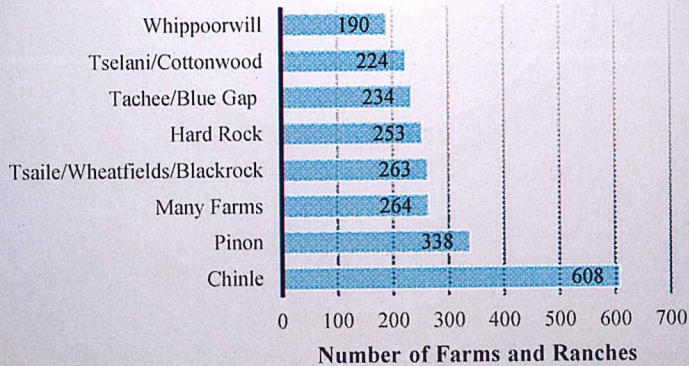
www.agcensus.usda.gov
1-800-645-7286

2012 CENSUS OF AGRICULTURE



Navajo Nation: Rough Rock

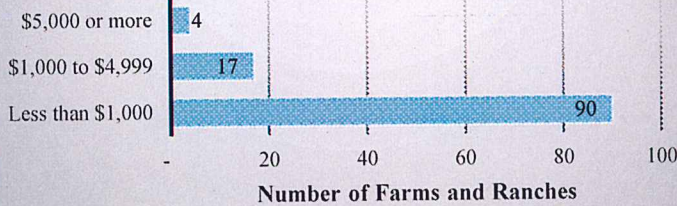
Farms and Ranches by Chapter




Ya 'at 'eeh
Chinle Agency



Farms and Ranches by Economic Size



All Operators by Age Group



	2012
Rough Rock	
Number of Farms and Ranches	111
Land in farms and ranches, acres	22,225
Market value of agricultural products sold, \$1,000	\$ 116
Crops, including nursery and greenhouse crops, \$1,000	\$ 42
Livestock, poultry, and their products, \$1,000	\$ 74
Market value of agricultural products sold, Average per farm dollars	\$ 1,049
Total farm production expenses, \$1,000	\$ 548
Average age of: All operators	53



U.S. Department of Agriculture
National Agricultural Statistics Service

www.agcensus.usda.gov
1-800-645-7286

2012 CENSUS OF AGRICULTURE



	2012
Rough Rock Livestock	
Cattle and calves inventory, farms	39
Cattle and calves inventory, number	521
Beef cows, farms	36
Beef cows, number	436
Sheep and lambs inventory, farms	92
Sheep and lambs inventory, number	1,457
Total horses and ponies inventory, farms	95
Total horses and ponies inventory, number	464
Goats, all inventory, farms	65
Goats, all inventory, number	671

	2012
Rough Rock Crops	
Corn, traditional, farms	2
Corn, traditional, acres	(D)
Forage-land used for all hay and haylage, grass silage, and green chop, farms	-
Forage-land used for all hay and haylage, grass silage, and green chop, acres	-
Forage-land used for all hay and haylage, grass silage, and green chop, tons, dry	-
Land in vegetables, farms	5
Land in vegetables, acres	9
Cantaloupes, farms	4
Cantaloupes, acres	2
Honeydew melons, farms	-
Honeydew melons, acres	-
Squash, all, farms	5
Squash, all, acres	1
Watermelons, farms	5
Watermelons, acres	1

	2012
Rough Rock Demographics	
Operators	196
Male	84
Female	112
Average age of: All operators	53
Under 25 years (number of operators)	3
25 to 44 years (number of operators)	52
45 to 64 years (number of operators)	104
65 years and over (number of operators)	37



U.S. Department of Agriculture
National Agricultural Statistics Service

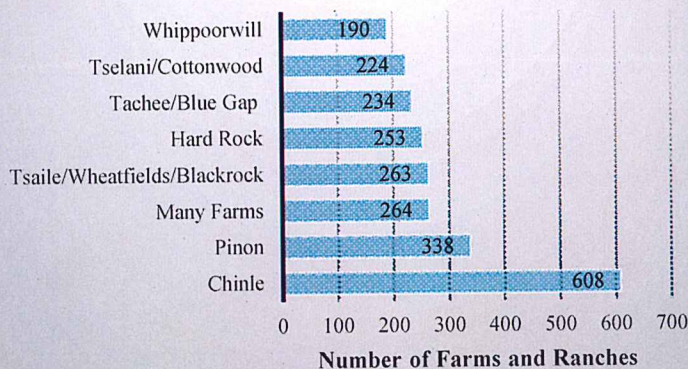
www.agcensus.usda.gov
1-800-645-7286

2012 CENSUS OF AGRICULTURE



Navajo Nation: Tselani/Cottonwood

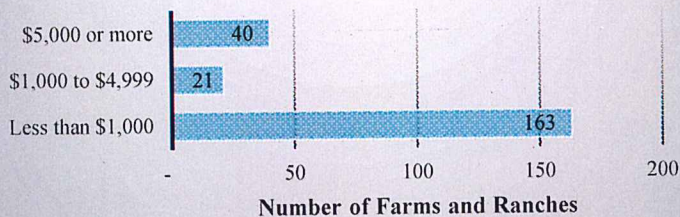
Farms and Ranches by Chapter




Ya 'at 'eeh
Chinle Agency



Farms and Ranches by Economic Size



All Operators by Age Group



Tselani/Cottonwood		2012
Number of Farms and Ranches		224
Land in farms and ranches, acres		30,535
Market value of agricultural products sold, \$1,000	\$	588
Crops, including nursery and greenhouse crops, \$1,000	\$	461
Livestock, poultry, and their products, \$1,000	\$	127
Market value of agricultural products sold, Average per farm dollars	\$	2,627
Total farm production expenses, \$1,000	\$	1,086
Average age of: All operators		61



U.S. Department of Agriculture
National Agricultural Statistics Service

www.agcensus.usda.gov
1-800-645-7286

2012 CENSUS OF AGRICULTURE



Tselani/Cottonwood Livestock	2012
Cattle and calves inventory, farms	64
Cattle and calves inventory, number	564
Beef cows, farms	28
Beef cows, number	124
Sheep and lambs inventory, farms	166
Sheep and lambs inventory, number	3,868
Total horses and ponies inventory, farms	152
Total horses and ponies inventory, number	633
Goats, all inventory, farms	98
Goats, all inventory, number	1,219

Tselani/Cottonwood Crops	2012
Corn, traditional, farms	61
Corn, traditional, acres	(D)
Forage-land used for all hay and haylage, grass silage, and green chop, farms	1
Forage-land used for all hay and haylage, grass silage, and green chop, acres	(D)
Forage-land used for all hay and haylage, grass silage, and green chop, tons, dry	(D)
Land in vegetables, farms	43
Land in vegetables, acres	76
Cantaloupes, farms	1
Cantaloupes, acres	(D)
Honeydew melons, farms	-
Honeydew melons, acres	-
Squash, all, farms	43
Squash, all, acres	45
Watermelons, farms	37
Watermelons, acres	34


Tselani/Cottonwood Demographics	2012
Operators	331
Male	141
Female	190
Average age of: All operators	61
Under 25 years (number of operators)	4
25 to 44 years (number of operators)	36
45 to 64 years (number of operators)	153
65 years and over (number of operators)	138



U.S. Department of Agriculture
National Agricultural Statistics Service

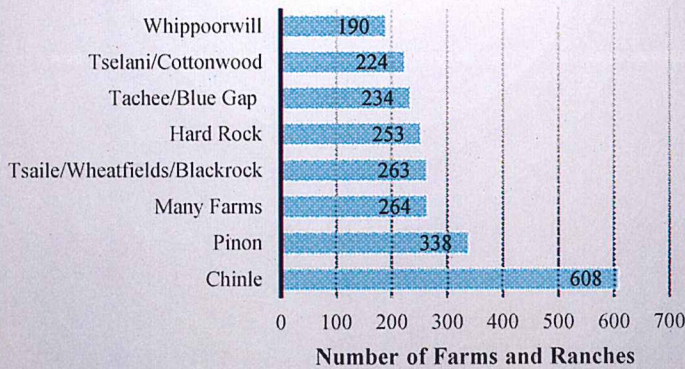
www.agcensus.usda.gov
1-800-645-7236

2012 CENSUS OF AGRICULTURE



Navajo Nation: Dist 11

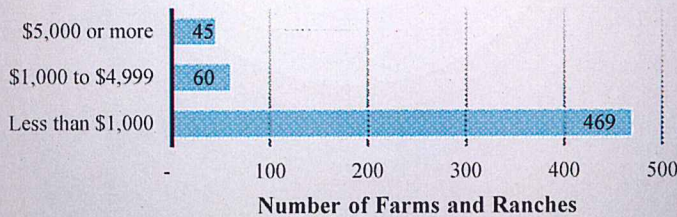
Farms and Ranches by Chapter




Ya 'at 'eeh
Chinle Agency



Farms and Ranches by Economic Size



All Operators by Age Group



Dist 11	2012
Number of Farms and Ranches	574
Land in farms and ranches, acres	16,902
Market value of agricultural products sold, \$1,000	\$ 775
Crops, including nursery and greenhouse crops, \$1,000	\$ 546
Livestock, poultry, and their products, \$1,000	\$ 229
Market value of agricultural products sold, Average per farm dollars	\$ 1,349
Total farm production expenses, \$1,000	\$ 3,090
Average age of: All operators	57



U.S. Department of Agriculture
National Agricultural Statistics Service

www.agcensus.usda.gov
1-800-645-7236

2012 CENSUS OF AGRICULTURE



	2012
Dist 11 Livestock	
Cattle and calves inventory, farms	171
Cattle and calves inventory, number	1,599
Beef cows, farms	139
Beef cows, number	1,046
Sheep and lambs inventory, farms	359
Sheep and lambs inventory, number	5,568
Total horses and ponies inventory, farms	374
Total horses and ponies inventory, number	1,518
Goats, all inventory, farms	299
Goats, all inventory, number	3,360

	2012
Dist 11 Crops	
Corn, traditional, farms	66
Corn, traditional, acres	301
Forage-land used for all hay and haylage, grass silage, and green chop, farms	34
Forage-land used for all hay and haylage, grass silage, and green chop, acres	291
Forage-land used for all hay and haylage, grass silage, and green chop, tons, dry	455
Land in vegetables, farms	58
Land in vegetables, acres	129
Cantaloupes, farms	9
Cantaloupes, acres	7
Honeydew melons, farms	-
Honeydew melons, acres	-
Squash, all, farms	44
Squash, all, acres	42
Watermelons, farms	35
Watermelons, acres	37

	2012
Dist 11 Demographics	
Operators	912
Male	468
Female	444
Average age of: All operators	57
Under 25 years (number of operators)	48
25 to 44 years (number of operators)	134
45 to 64 years (number of operators)	430
65 years and over (number of operators)	300



U.S. Department of Agriculture
National Agricultural Statistics Service

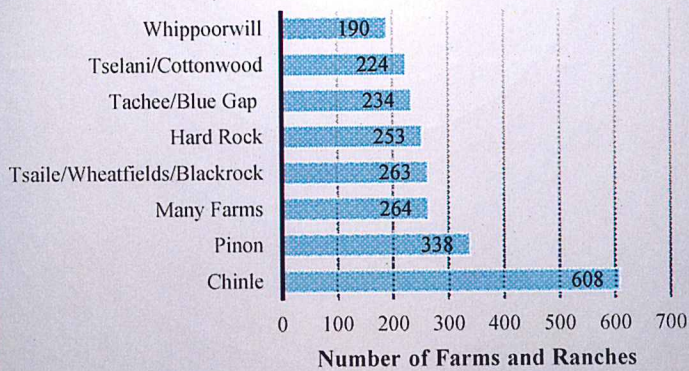
www.agcensus.usda.gov
1-800-645-7286

2012 CENSUS OF AGRICULTURE



Navajo Nation: Lukachukai

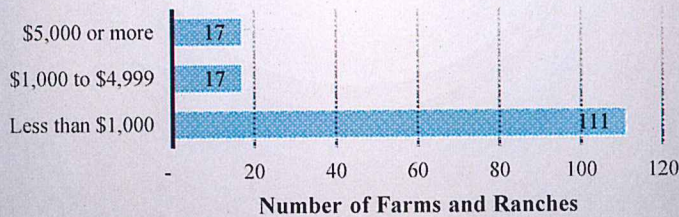
Farms and Ranches by Chapter




Ya 'at 'eeh
Chinle Agency



Farms and Ranches by Economic Size



All Operators by Age Group



Lukachukai

2012

Number of Farms and Ranches	145
Land in farms and ranches, acres	2,218
Market value of agricultural products sold, \$1,000	(D)
Crops, including nursery and greenhouse crops, \$1,000	\$ 243
Livestock, poultry, and their products, \$1,000	(D)
Market value of agricultural products sold, Average per farm dollars	(D)
Total farm production expenses, \$1,000	\$ 621
Average age of: All operators	57



U.S. Department of Agriculture
National Agricultural Statistics Service

www.agcensus.usda.gov
1-800-645-7286

2012 CENSUS OF AGRICULTURE



Lukachukai Livestock	2012
Cattle and calves inventory, farms	28
Cattle and calves inventory, number	(D)
Beef cows, farms	24
Beef cows, number	(D)
Sheep and lambs inventory, farms	82
Sheep and lambs inventory, number	1,205
Total horses and ponies inventory, farms	76
Total horses and ponies inventory, number	302
Goats, all inventory, farms	61
Goats, all inventory, number	484

Lukachukai Crops	2012
Corn, traditional, farms	30
Corn, traditional, acres	164
Forage-land used for all hay and haylage, grass silage, and green chop, farms	7
Forage-land used for all hay and haylage, grass silage, and green chop, acres	(D)
Forage-land used for all hay and haylage, grass silage, and green chop, tons, dry	(D)
Land in vegetables, farms	25
Land in vegetables, acres	34
Cantaloupes, farms	3
Cantaloupes, acres	1
Honeydew melons, farms	-
Honeydew melons, acres	-
Squash, all, farms	25
Squash, all, acres	(D)
Watermelons, farms	14
Watermelons, acres	8

Lukachukai Demographics	2012
Operators	230
Male	117
Female	113
Average age of: All operators	57
Under 25 years (number of operators)	11
25 to 44 years (number of operators)	35
45 to 64 years (number of operators)	107
65 years and over (number of operators)	77



U.S. Department of Agriculture
National Agricultural Statistics Service

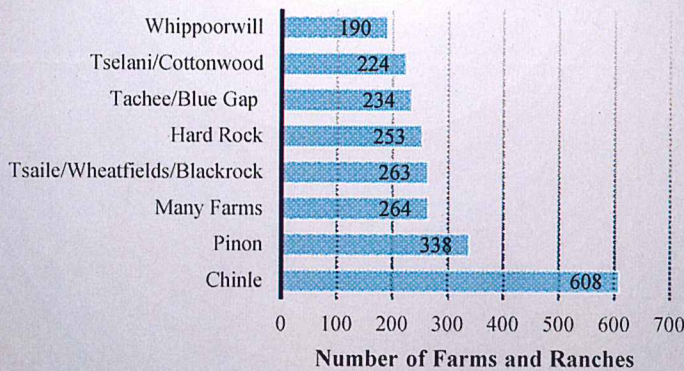
www.agcensus.usda.gov
1-800-645-7286

2012 CENSUS OF AGRICULTURE



Navajo Nation: Round Rock

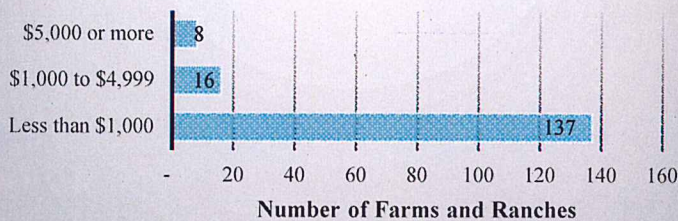
Farms and Ranches by Chapter




Ya 'at 'eeh
Chinle Agency



Farms and Ranches by Economic Size



All Operators by Age Group




Round Rock	2012
Number of Farms and Ranches	161
Land in farms and ranches, acres	3,546
Market value of agricultural products sold, \$1,000	\$ 277
Crops, including nursery and greenhouse crops, \$1,000	\$ 187
Livestock, poultry, and their products, \$1,000	\$ 90
Market value of agricultural products sold, Average per farm dollars	\$ 1,722
Total farm production expenses, \$1,000	\$ 1,069
Average age of: All operators	56



U.S. Department of Agriculture
National Agricultural Statistics Service

www.agcensus.usda.gov
1-800-645-7286

2012 CENSUS OF AGRICULTURE



Round Rock Livestock	2012
Cattle and calves inventory, farms	57
Cattle and calves inventory, number	510
Beef cows, farms	50
Beef cows, number	315
Sheep and lambs inventory, farms	103
Sheep and lambs inventory, number	1,638
Total horses and ponies inventory, farms	109
Total horses and ponies inventory, number	484
Goats, all inventory, farms	92
Goats, all inventory, number	1,555

Round Rock Crops	2012
Corn, traditional, farms	10
Corn, traditional, acres	46
Forage-land used for all hay and haylage, grass silage, and green chop, farms	1
Forage-land used for all hay and haylage, grass silage, and green chop, acres	(D)
Forage-land used for all hay and haylage, grass silage, and green chop, tons, dry	(D)
Land in vegetables, farms	6
Land in vegetables, acres	41
Cantaloupes, farms	-
Cantaloupes, acres	-
Honeydew melons, farms	-
Honeydew melons, acres	-
Squash, all, farms	2
Squash, all, acres	(D)
Watermelons, farms	6
Watermelons, acres	20

Round Rock Demographics	2012
Operators	309
Male	160
Female	149
Average age of: All operators	56
Under 25 years (number of operators)	15
25 to 44 years (number of operators)	53
45 to 64 years (number of operators)	152
65 years and over (number of operators)	89



U.S. Department of Agriculture
National Agricultural Statistics Service

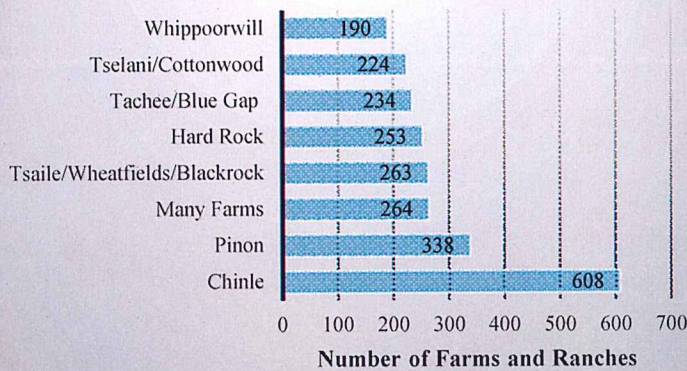
www.agcensus.usda.gov
1-800-645-7286

2012 CENSUS OF AGRICULTURE



Navajo Nation: Tsaile/Wheatfields/Blackrock

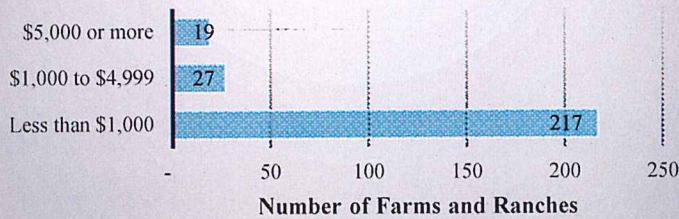
Farms and Ranches by Chapter




Ya 'at 'eeh
Chinle Agency



Farms and Ranches by Economic Size



All Operators by Age Group



Tsaile/Wheatfields/Blackrock	2012
Number of Farms and Ranches	263
Land in farms and ranches, acres	11,133
Market value of agricultural products sold, \$1,000	\$ 226
Crops, including nursery and greenhouse crops, \$1,000	\$ 115
Livestock, poultry, and their products, \$1,000	\$ 111
Market value of agricultural products sold, Average per farm dollars	\$ 861
Total farm production expenses, \$1,000	\$ 1,389
Average age of: All operators	57



U.S. Department of Agriculture
National Agricultural Statistics Service

www.agcensus.usda.gov
1-800-645-7286

2012 CENSUS OF AGRICULTURE



Tsaile/Wheatfields/Blackrock Livestock	2012
Cattle and calves inventory, farms	85
Cattle and calves inventory, number	741
Beef cows, farms	64
Beef cows, number	496
Sheep and lambs inventory, farms	169
Sheep and lambs inventory, number	2,595
Total horses and ponies inventory, farms	184
Total horses and ponies inventory, number	717
Goats, all inventory, farms	142
Goats, all inventory, number	1,317

Tsaile/Wheatfields/Blackrock Crops	2012
Corn, traditional, farms	26
Corn, traditional, acres	90
Forage-land used for all hay and haylage, grass silage, and green chop, farms	26
Forage-land used for all hay and haylage, grass silage, and green chop, acres	251
Forage-land used for all hay and haylage, grass silage, and green chop, tons, dry	386
Land in vegetables, farms	27
Land in vegetables, acres	54
Cantaloupes, farms	6
Cantaloupes, acres	6
Honeydew melons, farms	-
Honeydew melons, acres	-
Squash, all, farms	17
Squash, all, acres	26
Watermelons, farms	15
Watermelons, acres	9

Tsaile/Wheatfields/Blackrock Demographics	2012
Operators	366
Male	188
Female	178
Average age of: All operators	57
Under 25 years (number of operators)	22
25 to 44 years (number of operators)	46
45 to 64 years (number of operators)	169
65 years and over (number of operators)	129



U.S. Department of Agriculture
National Agricultural Statistics Service

www.agcensus.usda.gov
1-800-645-7286