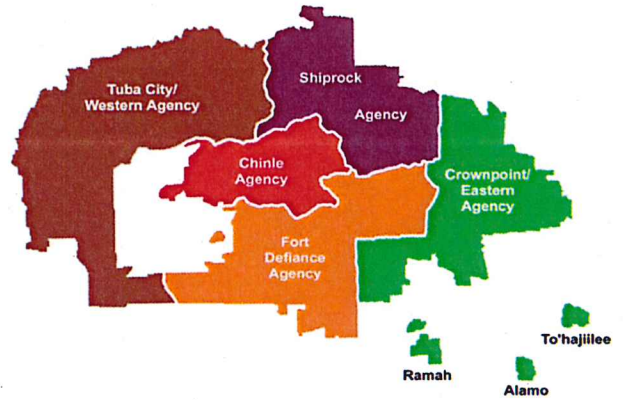
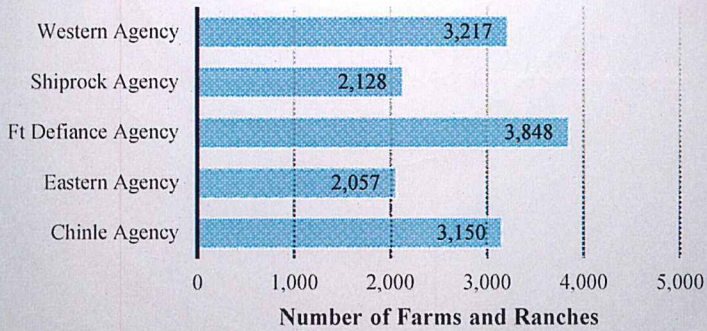


2012 CENSUS OF AGRICULTURE

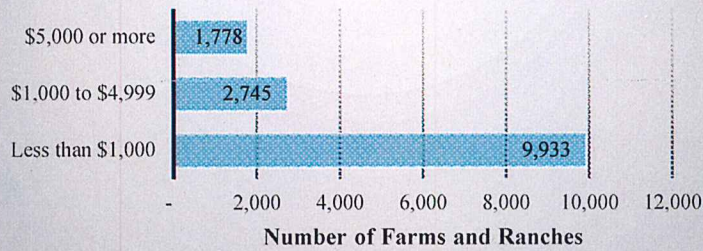


Navajo Nation:

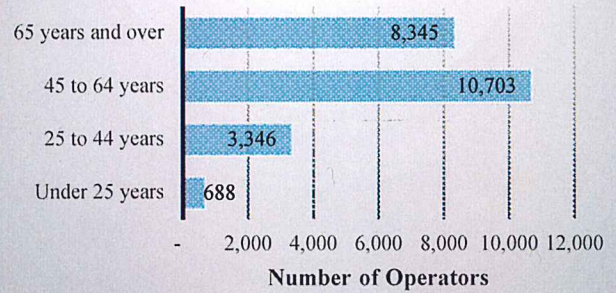
Farms and Ranches by Agency



Farms and Ranches by Economic Size



All Operators by Age Group



Navajo Nation	2012
Number of Farms and Ranches	14,456
Land in farms and ranches, acres	16,971,989
Market value of agricultural products sold, \$1,000	\$ 92,228
Crops, including nursery and greenhouse crops, \$1,000	\$ 73,215
Livestock, poultry, and their products, \$1,000	\$ 19,013
Market value of agricultural products sold, Average per farm dollars	\$ 6,380
Total farm production expenses, \$1,000	\$ 138,772
Average age of: All operators	58



U.S. Department of Agriculture
National Agricultural Statistics Service

www.agcensus.usda.gov
1-800-645-7286

2012 CENSUS OF AGRICULTURE



Navajo Nation Livestock		2012
Cattle and calves inventory, farms		5,830
Cattle and calves inventory, number		71,605
Beef cows, farms		4,914
Beef cows, number		50,991
Sheep and lambs inventory, farms		9,378
Sheep and lambs inventory, number		171,107
Total horses and ponies inventory, farms		8,509
Total horses and ponies inventory, number		51,433
Goats, all inventory, farms		6,206
Goats, all inventory, number		74,675

Navajo Nation Crops		2012
Corn, traditional, farms		2,033
Corn, traditional, acres		6,407
Forage-land used for all hay and haylage, grass silage, and green chop, farms		558
Forage-land used for all hay and haylage, grass silage, and green chop, acres		21,559
Forage-land used for all hay and haylage, grass silage, and green chop, tons, dry		121,457
Land in vegetables, farms		1,905
Land in vegetables, acres		11,008
Cantaloupes, farms		394
Cantaloupes, acres		240
Honeydew melons, farms		119
Honeydew melons, acres		97
Squash, all, farms		1,563
Squash, all, acres		1,443
Watermelons, farms		1,386
Watermelons, acres		1,611

Navajo Nation Demographics		2012
Operators		23,082
Male		11,633
Female		11,449
Average age of: All operators		58
Under 25 years	(number of operators)	688
25 to 44 years	(number of operators)	3,346
45 to 64 years	(number of operators)	10,703
65 years and over	(number of operators)	8,345



U.S. Department of Agriculture
National Agricultural Statistics Service

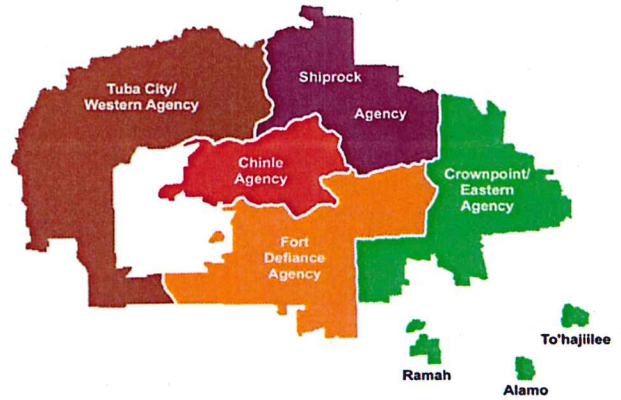
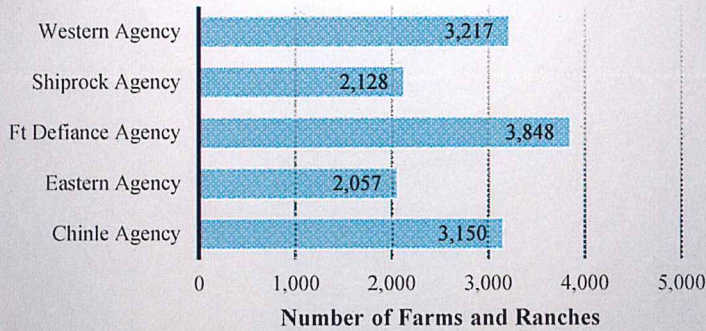
www.agcensus.usda.gov
1-800-645-7286

2012 CENSUS OF AGRICULTURE

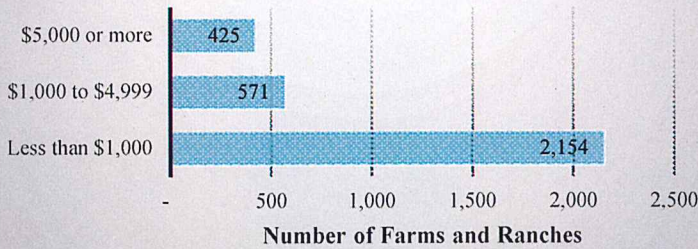


Navajo Nation: Chinle Agency

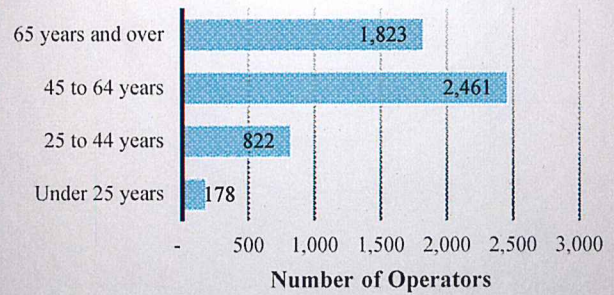
Farms and Ranches by Agency



Farms and Ranches by Economic Size



All Operators by Age Group



Chinle Agency	2012
Number of Farms and Ranches	3,150
Land in farms and ranches, acres	198,323
Market value of agricultural products sold, \$1,000	\$ 10,003
Crops, including nursery and greenhouse crops, \$1,000	\$ 8,295
Livestock, poultry, and their products, \$1,000	\$ 1,708
Market value of agricultural products sold, Average per farm dollars	\$ 3,175
Total farm production expenses, \$1,000	\$ 17,084
Average age of: All operators	58



U.S. Department of Agriculture
National Agricultural Statistics Service

www.agcensus.usda.gov
1-800-645-7286

2012 CENSUS OF AGRICULTURE



Chinle Agency Livestock	2012
Cattle and calves inventory, farms	927
Cattle and calves inventory, number	9,266
Beef cows, farms	703
Beef cows, number	5,853
Sheep and lambs inventory, farms	2,065
Sheep and lambs inventory, number	37,256
Total horses and ponies inventory, farms	2,105
Total horses and ponies inventory, number	9,484
Goats, all inventory, farms	1,507
Goats, all inventory, number	17,398

Chinle Agency Crops	2012
Corn, traditional, farms	785
Corn, traditional, acres	2,713
Forage-land used for all hay and haylage, grass silage, and green chop, farms	59
Forage-land used for all hay and haylage, grass silage, and green chop, acres	460
Forage-land used for all hay and haylage, grass silage, and green chop, tons, dry	(D)
Land in vegetables, farms	669
Land in vegetables, acres	1,250
Cantaloupes, farms	109
Cantaloupes, acres	53
Honeydew melons, farms	13
Honeydew melons, acres	12
Squash, all, farms	577
Squash, all, acres	591
Watermelons, farms	504
Watermelons, acres	567

Chinle Agency Demographics	2012
Operators	5,284
Male	2,532
Female	2,752
Average age of: All operators	58
Under 25 years (number of operators)	178
25 to 44 years (number of operators)	822
45 to 64 years (number of operators)	2,461
65 years and over (number of operators)	1,823



U.S. Department of Agriculture
National Agricultural Statistics Service

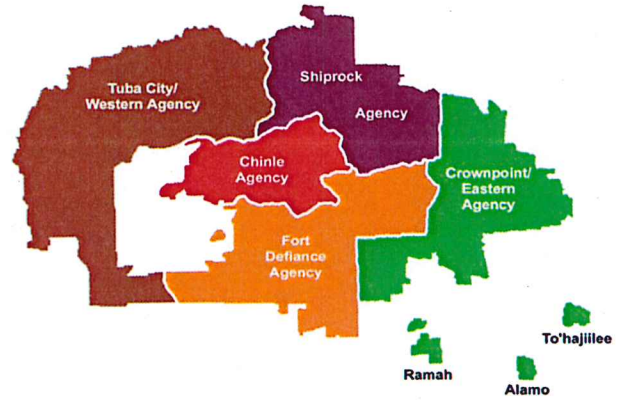
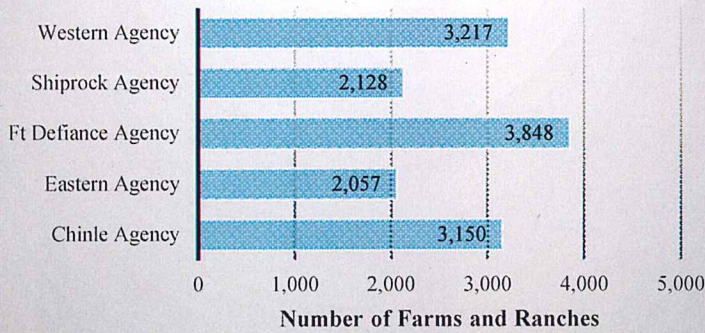
www.agcensus.usda.gov
1-800-645-7286

2012 CENSUS OF AGRICULTURE

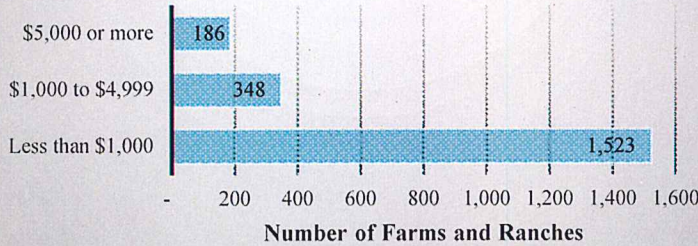


Navajo Nation: Eastern Agency

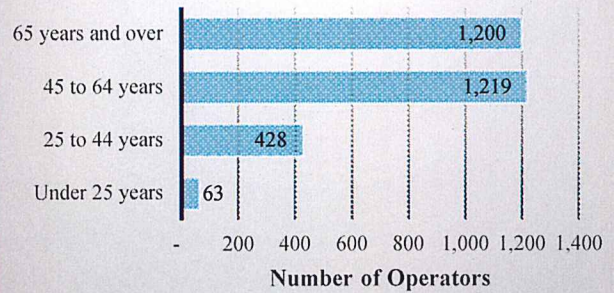
Farms and Ranches by Agency



Farms and Ranches by Economic Size



All Operators by Age Group



Eastern Agency

Number of Farms and Ranches	2,057
Land in farms and ranches, acres	1,999,527
Market value of agricultural products sold, \$1,000	\$ 3,466
Crops, including nursery and greenhouse crops, \$1,000	\$ 418
Livestock, poultry, and their products, \$1,000	\$ 3,048
Market value of agricultural products sold, Average per farm dollars	\$ 1,685
Total farm production expenses, \$1,000	\$ 11,750
Average age of: All operators	60



U.S. Department of Agriculture
National Agricultural Statistics Service

www.agcensus.usda.gov
1-800-645-7286

2012 CENSUS OF AGRICULTURE



Eastern Agency Livestock		2012
Cattle and calves inventory, farms		1,334
Cattle and calves inventory, number		17,379
Beef cows, farms		1,202
Beef cows, number		12,958
Sheep and lambs inventory, farms		1,235
Sheep and lambs inventory, number		20,818
Total horses and ponies inventory, farms		997
Total horses and ponies inventory, number		5,803
Goats, all inventory, farms		854
Goats, all inventory, number		9,792

Eastern Agency Crops		2012
Corn, traditional, farms		92
Corn, traditional, acres		(D)
Forage-land used for all hay and haylage, grass silage, and green chop, farms		12
Forage-land used for all hay and haylage, grass silage, and green chop, acres		330
Forage-land used for all hay and haylage, grass silage, and green chop, tons, dry		342
Land in vegetables, farms		80
Land in vegetables, acres		155
Cantaloupes, farms		7
Cantaloupes, acres		(D)
Honeydew melons, farms		1
Honeydew melons, acres		(D)
Squash, all, farms		68
Squash, all, acres		71
Watermelons, farms		28
Watermelons, acres		27

Eastern Agency Demographics		2012
Operators		2,910
Male		1,587
Female		1,323
Average age of: All operators		60
Under 25 years	(number of operators)	63
25 to 44 years	(number of operators)	428
45 to 64 years	(number of operators)	1,219
65 years and over	(number of operators)	1,200



U.S. Department of Agriculture
National Agricultural Statistics Service

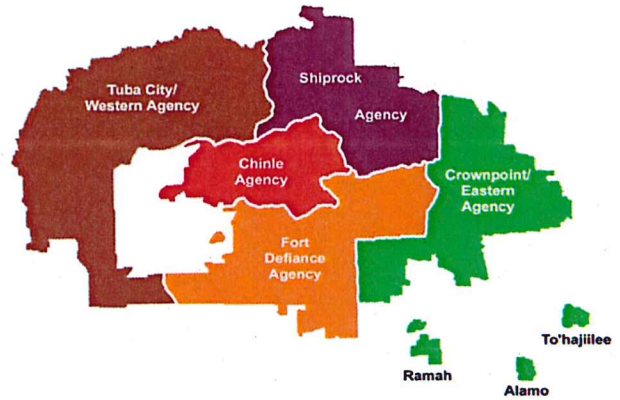
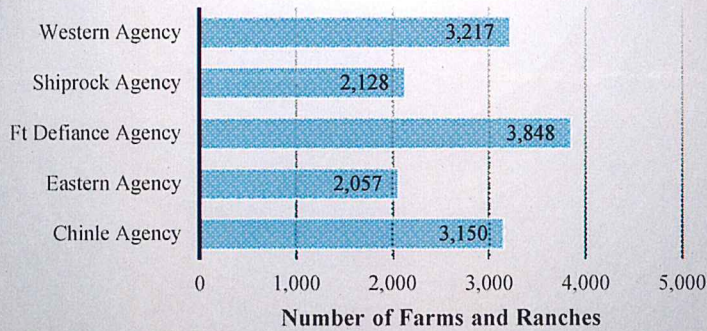
www.agcensus.usda.gov
1-800-645-7286

2012 CENSUS OF AGRICULTURE

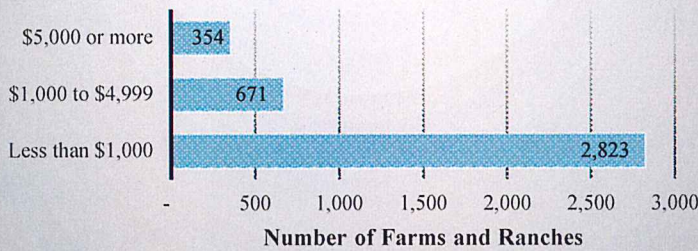


Navajo Nation: Ft Defiance Agency

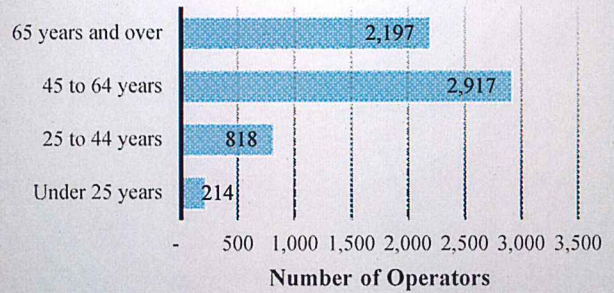
Farms and Ranches by Agency



Farms and Ranches by Economic Size



All Operators by Age Group



Ft Defiance Agency

Number of Farms and Ranches	2012	3,848
Land in farms and ranches, acres		(D)
Market value of agricultural products sold, \$1,000	\$	12,331
Crops, including nursery and greenhouse crops, \$1,000	\$	4,591
Livestock, poultry, and their products, \$1,000	\$	7,740
Market value of agricultural products sold, Average per farm dollars	\$	3,204
Total farm production expenses, \$1,000	\$	26,604
Average age of: All operators		58



U.S. Department of Agriculture
National Agricultural Statistics Service

www.agcensus.usda.gov
1-800-645-7286

2012 CENSUS OF AGRICULTURE



Ft Defiance Agency Livestock	2012
Cattle and calves inventory, farms	1,218
Cattle and calves inventory, number	15,589
Beef cows, farms	1,023
Beef cows, number	11,126
Sheep and lambs inventory, farms	2,573
Sheep and lambs inventory, number	50,133
Total horses and ponies inventory, farms	2,398
Total horses and ponies inventory, number	11,896
Goats, all inventory, farms	1,376
Goats, all inventory, number	14,894

Ft Defiance Agency Crops	2012
Corn, traditional, farms	288
Corn, traditional, acres	1,096
Forage-land used for all hay and haylage, grass silage, and green chop, farms	51
Forage-land used for all hay and haylage, grass silage, and green chop, acres	(D)
Forage-land used for all hay and haylage, grass silage, and green chop, tons, dry	(D)
Land in vegetables, farms	266
Land in vegetables, acres	751
Cantaloupes, farms	36
Cantaloupes, acres	24
Honeydew melons, farms	14
Honeydew melons, acres	(D)
Squash, all, farms	211
Squash, all, acres	178
Watermelons, farms	165
Watermelons, acres	457

Ft Defiance Agency Demographics	2012
Operators	6,146
Male	3,246
Female	2,900
Average age of: All operators	58
Under 25 years (number of operators)	214
25 to 44 years (number of operators)	818
45 to 64 years (number of operators)	2,917
65 years and over (number of operators)	2,197



U.S. Department of Agriculture
National Agricultural Statistics Service

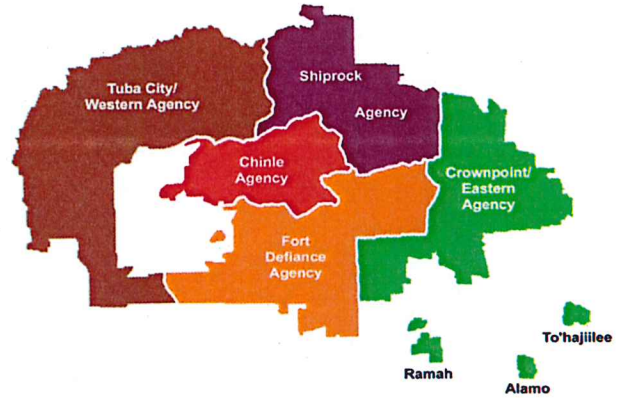
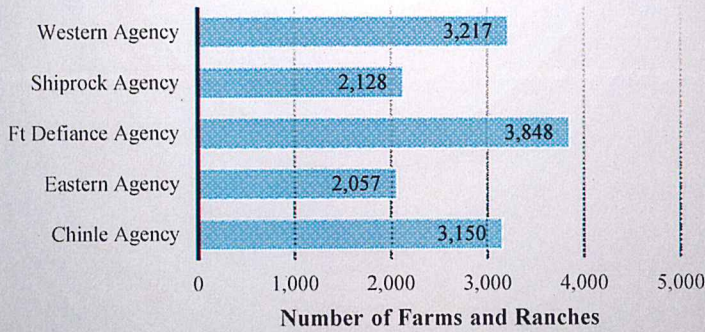
www.agcensus.usda.gov
1-800-645-7286

2012 CENSUS OF AGRICULTURE

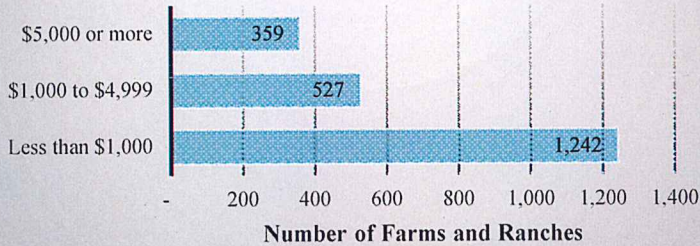


Navajo Nation: Shiprock Agency

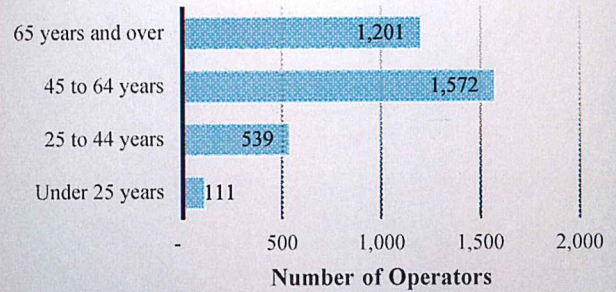
Farms and Ranches by Agency



Farms and Ranches by Economic Size



All Operators by Age Group



Shiprock Agency

	2012
Number of Farms and Ranches	2,128
Land in farms and ranches, acres	1,317,858
Market value of agricultural products sold, \$1,000	\$ 58,420
Crops, including nursery and greenhouse crops, \$1,000	\$ 55,310
Livestock, poultry, and their products, \$1,000	\$ 3,109
Market value of agricultural products sold, Average per farm dollars	\$ 27,453
Total farm production expenses, \$1,000	\$ 60,574
Average age of: All operators	58



U.S. Department of Agriculture
National Agricultural Statistics Service

www.agcensus.usda.gov
1-800-645-7286

2012 CENSUS OF AGRICULTURE



Shiprock Agency Livestock		2012
Cattle and calves inventory, farms		829
Cattle and calves inventory, number		12,293
Beef cows, farms		735
Beef cows, number		9,241
Sheep and lambs inventory, farms		1,238
Sheep and lambs inventory, number		19,345
Total horses and ponies inventory, farms		992
Total horses and ponies inventory, number		4,473
Goats, all inventory, farms		839
Goats, all inventory, number		10,361

Shiprock Agency Crops		2012
Corn, traditional, farms		406
Corn, traditional, acres		1,442
Forage-land used for all hay and haylage, grass silage, and green chop, farms		420
Forage-land used for all hay and haylage, grass silage, and green chop, acres		19,994
Forage-land used for all hay and haylage, grass silage, and green chop, tons, dry		(D)
Land in vegetables, farms		401
Land in vegetables, acres		8,108
Cantaloupes, farms		117
Cantaloupes, acres		(D)
Honeydew melons, farms		62
Honeydew melons, acres		66
Squash, all, farms		280
Squash, all, acres		245
Watermelons, farms		309
Watermelons, acres		263

Shiprock Agency Demographics		2012
Operators		3,423
Male		1,824
Female		1,599
Average age of: All operators		58
Under 25 years	(number of operators)	111
25 to 44 years	(number of operators)	539
45 to 64 years	(number of operators)	1,572
65 years and over	(number of operators)	1,201



U.S. Department of Agriculture
National Agricultural Statistics Service

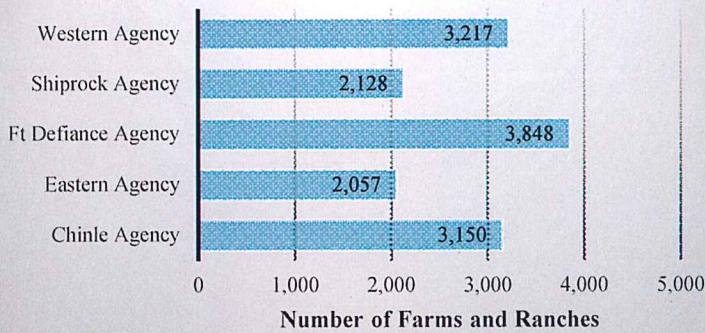
www.agcensus.usda.gov
1-800-645-7286

2012 CENSUS OF AGRICULTURE

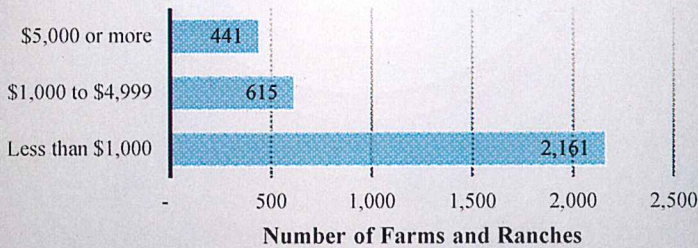


Navajo Nation: Western Agency

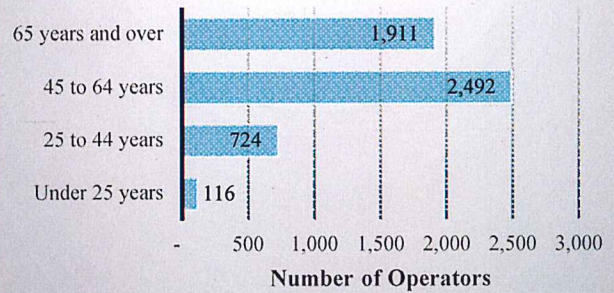
Farms and Ranches by Agency



Farms and Ranches by Economic Size



All Operators by Age Group



Western Agency

Number of Farms and Ranches	2012	3,217
Land in farms and ranches, acres		(D)
Market value of agricultural products sold, \$1,000	\$	7,690
Crops, including nursery and greenhouse crops, \$1,000	\$	4,492
Livestock, poultry, and their products, \$1,000	\$	3,198
Market value of agricultural products sold, Average per farm dollars	\$	2,390
Total farm production expenses, \$1,000	\$	21,186
Average age of: All operators		59



U.S. Department of Agriculture
National Agricultural Statistics Service

www.agcensus.usda.gov
1-800-645-7286

2012 CENSUS OF AGRICULTURE



Western Agency Livestock	2012
Cattle and calves inventory, farms	1,491
Cattle and calves inventory, number	16,542
Beef cows, farms	1,223
Beef cows, number	11,438
Sheep and lambs inventory, farms	2,240
Sheep and lambs inventory, number	43,023
Total horses and ponies inventory, farms	1,998
Total horses and ponies inventory, number	9,197
Goats, all inventory, farms	1,619
Goats, all inventory, number	22,087

Western Agency Crops	2012
Corn, traditional, farms	461
Corn, traditional, acres	993
Forage-land used for all hay and haylage, grass silage, and green chop, farms	2
Forage-land used for all hay and haylage, grass silage, and green chop, acres	(D)
Forage-land used for all hay and haylage, grass silage, and green chop, tons, dry	(D)
Land in vegetables, farms	477
Land in vegetables, acres	714
Cantaloupes, farms	125
Cantaloupes, acres	76
Honeydew melons, farms	29
Honeydew melons, acres	16
Squash, all, farms	427
Squash, all, acres	359
Watermelons, farms	374
Watermelons, acres	285

Western Agency Demographics	2012
Operators	5,243
Male	2,399
Female	2,844
Average age of: All operators	59
Under 25 years (number of operators)	116
25 to 44 years (number of operators)	724
45 to 64 years (number of operators)	2,492
65 years and over (number of operators)	1,911



U.S. Department of Agriculture
National Agricultural Statistics Service

www.agcensus.usda.gov
1-800-645-7286