



Quarterly Grain Stocks

Southern Plains Regional Field Office · Post Office Box 70, Austin, Texas 78767 · 800-626-3142 · www.nass.usda.gov
Cooperating with the Oklahoma Department of Agriculture, Food and Forestry and Texas Department of Agriculture

September 30, 2024

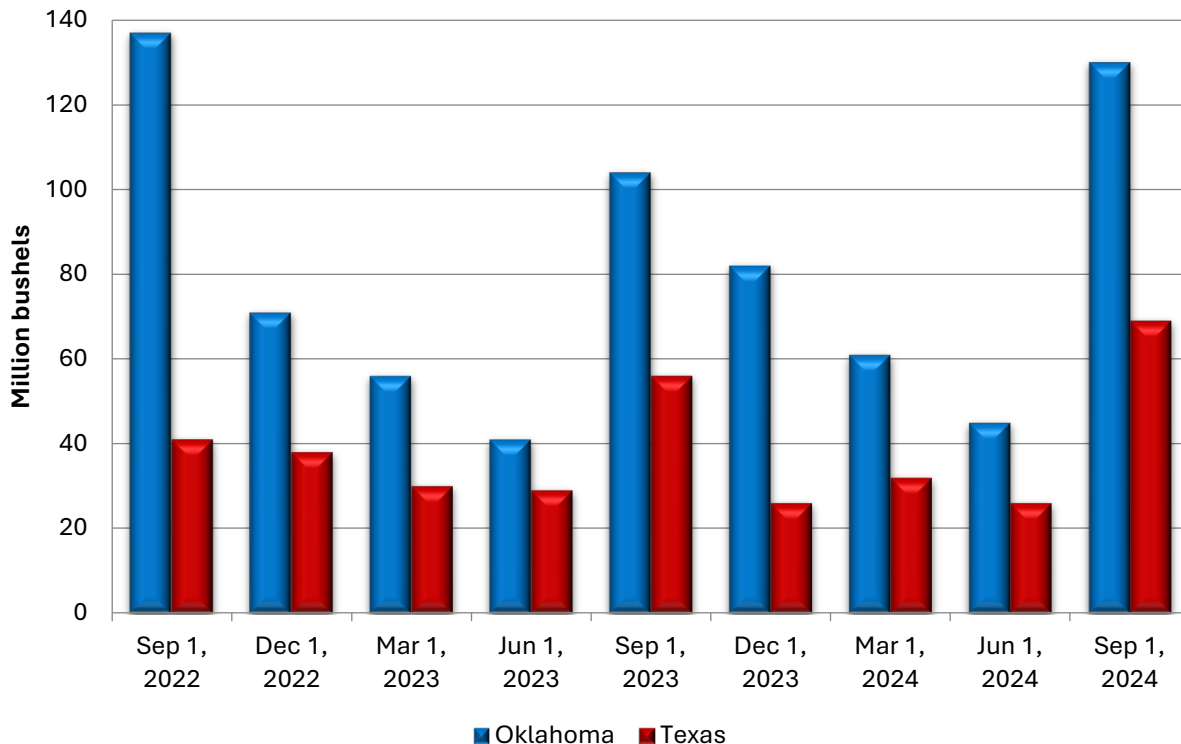
Contact: Aspen Dick or Betty Johnson

The grain stocks estimates in this report are based on surveys conducted during the first two weeks of September. Data provided by Oklahoma and Texas producers, as well as licensed grain storage facilities, are the foundation of the estimates made for the Southern Plains region. Separate surveys are conducted to obtain the on-farm and off-farm estimates. We would like to thank everyone who responded to the survey. Results from the next quarterly survey will be available on January 10, 2025.

Oklahoma stocks of wheat in all positions on September 1 totaled 130 million bushels, up 25 percent from the 2023 level of 104 million bushels. Off-farm wheat stocks, at 119 million bushels, were 23 percent higher than September 1, 2023.

Texas stocks of wheat in all positions on September 1, at 68.8 million bushels, were up 22 percent from the 2023 level of 56.3 million bushels. Off-farm wheat stocks, 63.5 million bushels, were 33 percent higher from September 1, 2023.

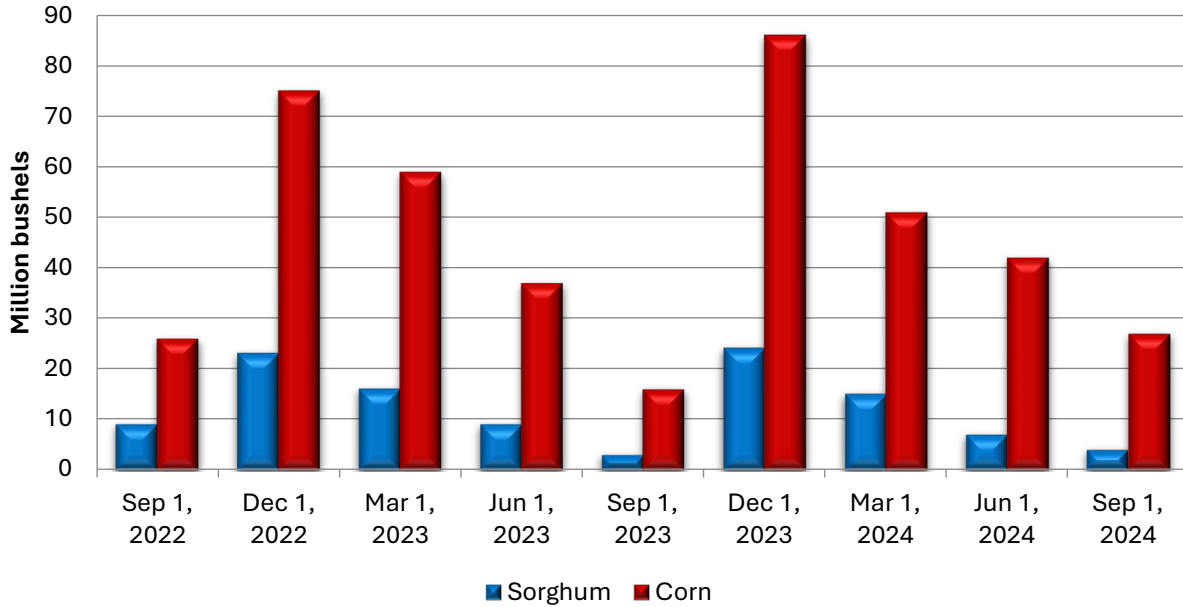
Quarterly Wheat Stocks
All Positions



Texas off-farm sorghum stocks totaled 3.87 million bushels. On-farm stocks for sorghum totaled 150 thousand bushels on September 1, 2024.

Texas off-farm corn stocks, at 26.5 million bushels, were up 66 percent from last year. On-farm stocks for corn are not published for the state.

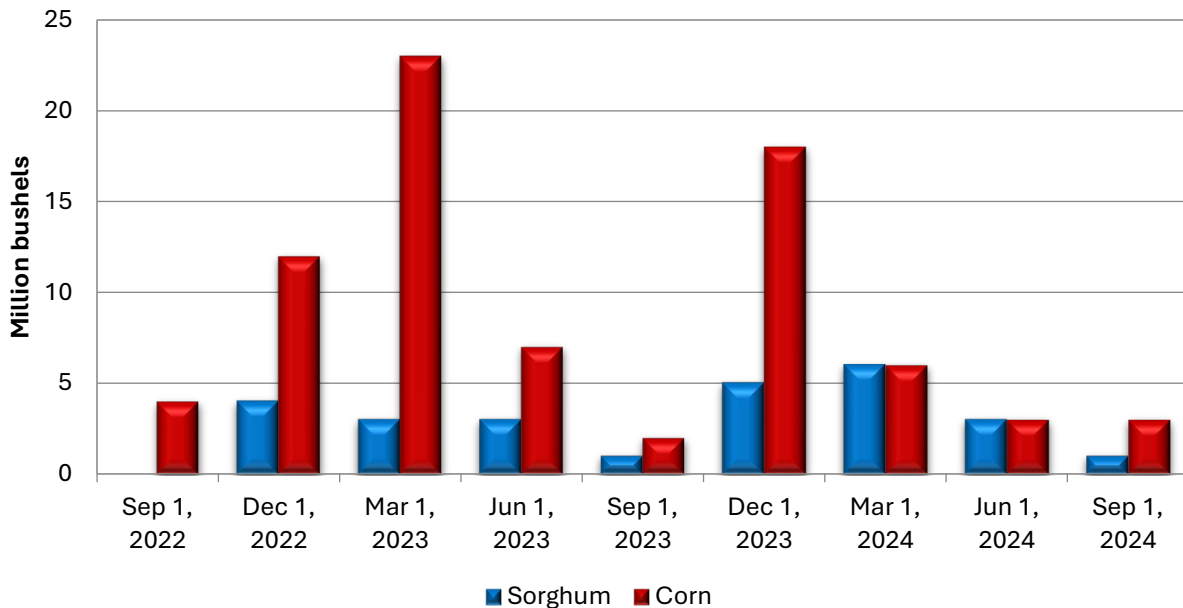
**Texas Quarterly Stocks
Sorghum and Corn, Off-farm**



Oklahoma off-farm sorghum stocks totaled 1.46 million bushels. On-farm stocks for sorghum are not published for the state.

Oklahoma off-farm corn stocks, at 2.92 million bushels, were up 81 percent from a year earlier. On-farm stocks for corn are not published for the state.

**Oklahoma Quarterly Stocks
Sorghum and Corn, Off-farm ¹**



¹September 2022 Off-Farm Sorghum Stocks were not published

Stocks of Grain - Oklahoma, Texas, United States: September 1, 2024 and Comparable Quarters

Item	Off-Farm Total ¹			Total All Positions ²		
	Sep 1, 2023	Jun 1, 2024 ³	Sep 1, 2024	Sep 1, 2023	Jun 1, 2024 ³	Sep 1, 2024
	1,000 bushels	1,000 bushels	1,000 bushels	1,000 bushels	1,000 bushels	1,000 bushels
Oklahoma						
Barley	(D)	(D)	(D)	(D)	(D)	(D)
Corn	1,610	2,725	2,920	(D)	(D)	(D)
Oats	137	45	82	(D)	(D)	82
Soybeans	(D)	266	(D)	(D)	(D)	(D)
Sorghum	637	2,628	1,464	(D)	(D)	(D)
Wheat	96,763	44,168	119,169	104,263	45,468	130,169
Texas						
Barley	146	(D)	(D)	146	(D)	(D)
Corn	15,953	41,928	26,532	(D)	(D)	(D)
Oats	1,994	(D)	849	(D)	(D)	(D)
Soybeans	65	35	29	(D)	(D)	(D)
Sorghum	2,980	6,787	3,870	3,250	7,287	4,020
Wheat	47,818	25,145	63,463	56,318	26,145	68,763
United States						
Barley	55,640	49,348	63,812	179,790	78,198	154,072
Corn	755,801	1,971,048	980,060	1,360,201	4,997,048	1,760,460
Oats	39,874	24,559	26,649	75,324	36,259	65,249
Soybeans	192,184	504,050	230,810	264,184	970,050	342,010
Sorghum	22,848	44,042	27,600	24,237	49,392	30,540
Wheat	1,168,981	557,519	1,321,964	1,767,121	696,434	1,985,724

(D) Withheld to avoid disclosing data for individual operations.

¹ Includes stocks at mills, elevators, warehouses, terminals, and processors.

² Off-farm plus on-farm stocks.

³ Revised.

U.S. Highlights: Total stocks of corn in the United States on September 1, 2024 were 1.76 billion bushels, 29 percent higher than September 1, 2023. All wheat stocks were estimated at 1.99 billion bushels in all positions, up 12 percent from last September. U.S. stocks of sorghum totaled 30.5 million bushels, 26 percent above September 1, 2023. Stocks of soybeans in all positions totaled 342 million bushels, up 29 percent from last year.

NASS provides accurate, timely, useful and objective statistics in service to U.S. agriculture. In order to view the full national report, please visit the following website: www.nass.usda.gov/Publications/