



November Crop Production

Southern Plains Regional Field Office · Post Office Box 70, Austin, Texas 78767 · 800-626-3142 · www.nass.usda.gov

Cooperating with the Oklahoma Department of Agriculture, Food and Forestry and Texas Department of Agriculture

November 8, 2024

Contact: Tanya McNeal or Betty Johnson

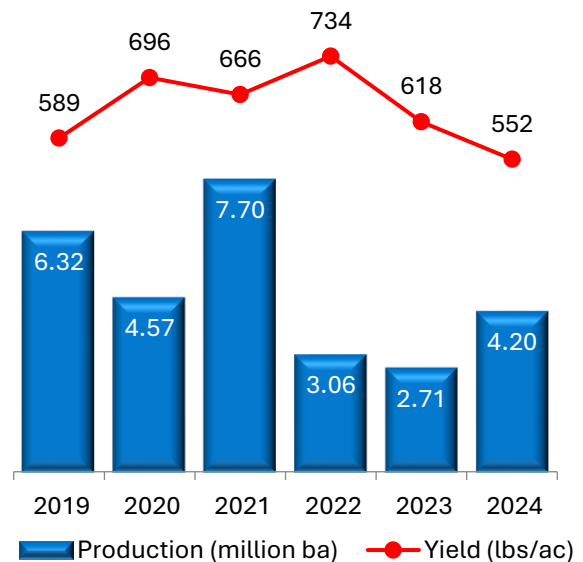
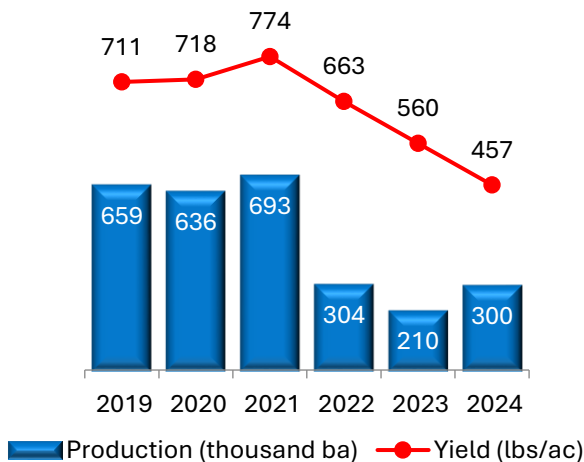
The November row crop harvested, and production forecasts are based on a survey of approximately 1,100 Texas and Oklahoma growers conducted by the Southern Plains Regional Field Office. The survey is conducted primarily by telephone with some use of mail and internet.

Data provided by Oklahoma and Texas operators are the foundation of the estimates for the Southern Plains region.

UPLAND COTTON

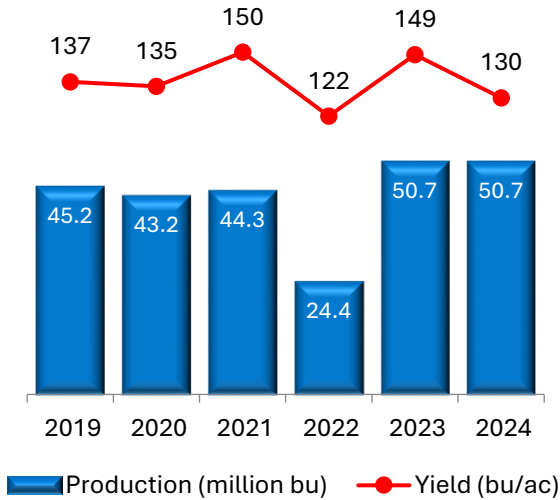
Oklahoma Upland cotton production is forecast at 300 thousand bales, 43 percent higher than 2023. Yield averaged 457 pounds per acre, compared with 560 pounds last year. Acreage harvested, at 315 thousand acres, is up 75 percent from last year.

Texas Upland cotton production is forecast at 4.20 million bales, 55 percent higher than 2023. Yield averaged 552 pounds per acre, compared with 618 pounds last year. Acreage harvested, at 3.65 million acres, is up 74 percent from last year.

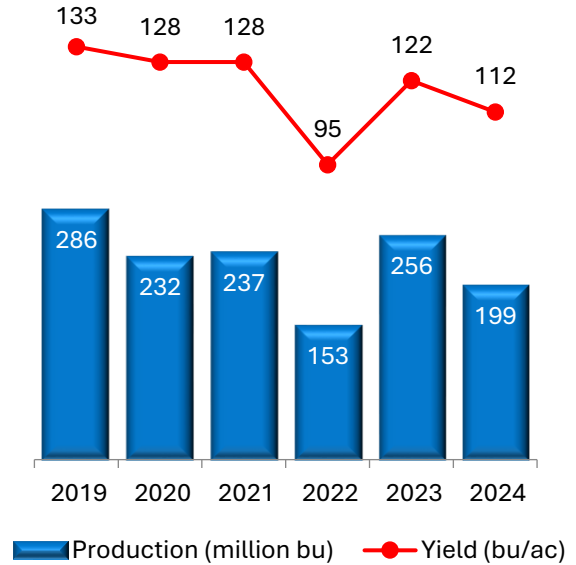


CORN

Oklahoma corn production is forecast at 50.7 million bushels, up slightly from the previous year. Statewide yields averaged 130 bushels per acre, 19.0 bushels lower than 2023. Acres harvested for grain, at 390 thousand, is up 15 percent from last year.

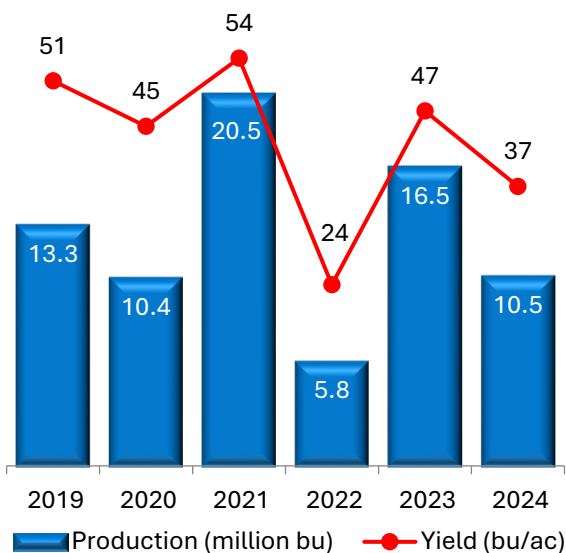


Texas corn production is forecast at 199 million bushels, down 22 percent from the previous year. Statewide yields averaged 112 bushels per acre, 10.0 bushels lower than 2023. Acres harvested for grain, at 1.78 million, is down 15 percent from last year.

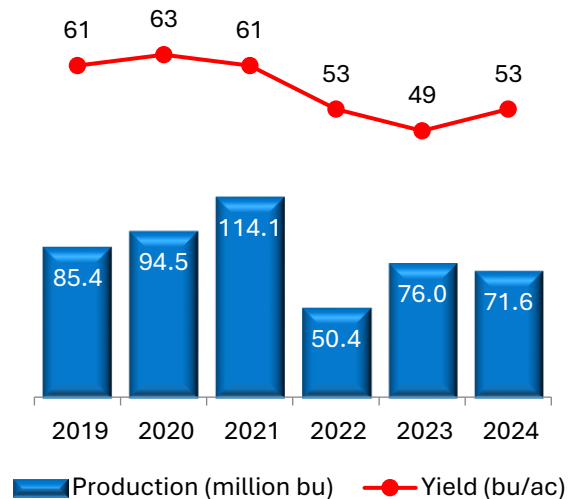


SORGHUM

Oklahoma sorghum production is forecast at 10.5 million bushels, down 36 percent from last year. Yield averaged 37.0 bushels per acre, down 10.0 bushels from the previous year. Acres harvested, at 285 thousand acres, is 19 percent lower than 2023.

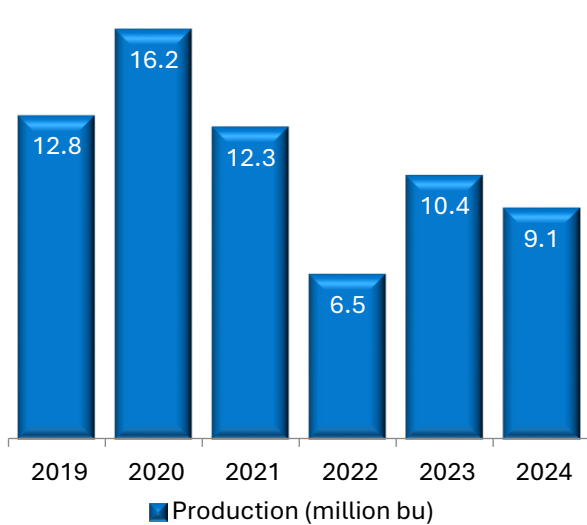


Texas sorghum production is forecast at 71.6 million bushels, down 6 percent from last year. Yield averaged 53.0 bushels per acre, up 4.0 bushels from the previous year. Acres harvested, at 1.35 million acres, is 13 percent lower than 2023.

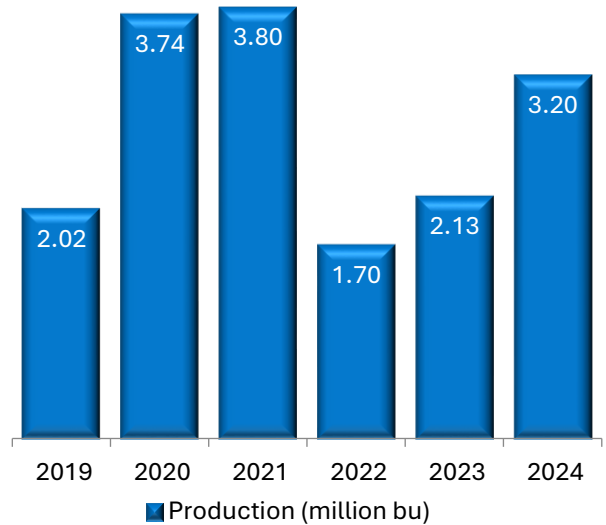


SOYBEANS

Oklahoma soybean production is forecast at 9.10 million bushels, down 13 percent from last year. Yield is expected to average 20.0 bushels per acre, compared with 26.0 bushels in 2023. Harvested acreage, at 455 thousand acres, is 14 percent higher than last year.

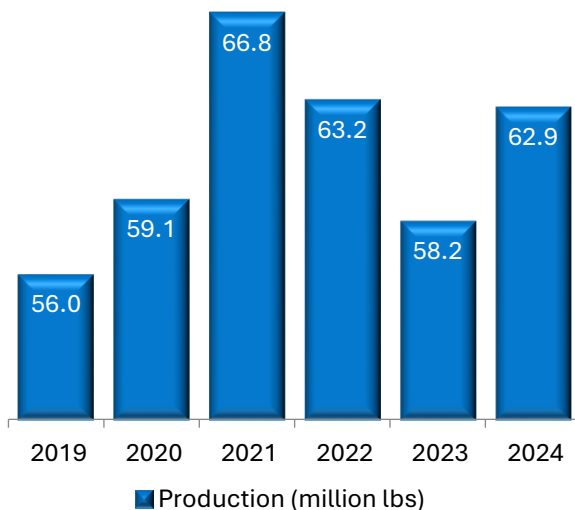


Texas soybean production is forecast at 3.20 million bushels, up 51 percent from last year. Yield is expected to average 40.0 bushels per acre, compared with 25.0 bushels in 2023. Harvested acreage, at 80.0 thousand acres, is 6 percent lower than last year.

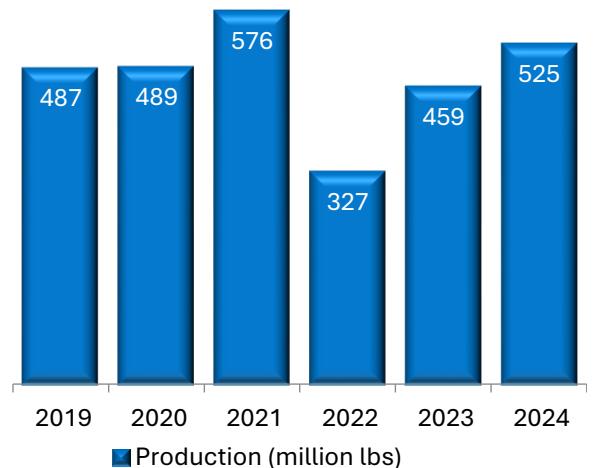


PEANUTS

Oklahoma peanut production is forecast 8 percent higher than last year, at 62.9 million pounds. Yield is forecast at 3,700 pounds per acre, down 180 pounds from 2023. Harvested acres are up 13 percent from last year to 17.0 thousand acres.



Texas peanut production is forecast 14 percent higher than last year, at 525 million pounds. Yield is forecast at 2,500 pounds per acre, down 280 pounds from 2023. Harvested acres are up 27 percent from last year to 210 thousand acres.



CROP SUMMARY

Crop Acreage, Yield, and Production Oklahoma, Texas, and United States: 2023 and Forecast November 1, 2024

Item	Planted		Harvested		Yield per Acre		Unit	Production	
	2023	2024	2023	2024	2023	2024		2023	2024
	<i>1,000 acres</i>	<i>1,000 acres</i>	<i>1,000 acres</i>	<i>1,000 acres</i>	<i>units</i>	<i>units</i>		<i>1,000 units</i>	<i>1,000 units</i>
Corn, grain ¹									
Oklahoma	390	450	340	390	149.0	130.0	Bushels	50,660	50,700
Texas	2,500	2,200	2,100	1,780	122.0	112.0	Bushels	256,200	199,360
United States	94,641	90,748	86,506	82,710	177.3	183.1	Bushels	15,340,520	15,142,749
Upland Cotton									
Oklahoma	420	435	180	315	560	457	(2)	210	300
Texas	5,550	5,950	2,100	3,650	618	552	(2)	2,705	4,200
United States	10,083	10,975	6,302	8,443	895	779	(2)	11,750	13,710
Pima Cotton									
Texas	29	33	23	29	584	662	(2)	28	40
United States	147	199	138	192	1,101	1,203	(2)	316	481
Peanuts									
Oklahoma	16	18	15	17	3,880	3,700	Pounds	58,200	62,900
Texas	225	240	165	210	2,780	2,500	Pounds	458,700	525,000
United States	1,645	1,805	1,557	1,749	3,775	3,723	Pounds	5,877,560	6,512,300
Potatoes									
Texas	15.0	15.0	14.6	14.5	460	460	cwt	6,716	6,670
United States	966	928	961	923	458	453	cwt	440,132	417,848
Rice									
Texas	149	149	143	144	7,670	6,900	(3)	10,972	9,936
United States	2,894	2,940	2,854	2,896	7,649	7,590	(3)	218,291	219,812
Sorghum, grain ¹									
Oklahoma	410	370	350	285	47.0	37.0	Bushels	16,450	10,545
Texas	2,000	1,700	1,550	1,350	49.0	53.0	Bushels	75,950	71,550
United States	7,195	6,300	6,115	5,275	52.0	60.8	Bushels	317,745	320,725
Soybeans									
Oklahoma	460	505	400	455	26.0	20.0	Bushels	10,400	9,100
Texas	125	100	85	80	25.0	40.0	Bushels	2,125	3,200
United States	83,600	87,100	82,271	86,271	50.6	51.7	Bushels	4,162,057	4,461,310

¹ Area planted for all purposes.

² Cotton yield in pounds and production in 480-pound bales.

³ Yield in pounds and production in cwt.

U.S. Highlights: United States **upland cotton** production is forecast to total 13.7 million bales, up 17 percent from last year. **Corn** production is forecast at 15.1 billion bushels, down 1 percent from 2023. **Sorghum** crop production is up 1 percent from last year at 321 million bushels. The U.S. **peanut** production is forecast at 6.51 billion pounds, up 11 percent from a year ago. **Soybean** production is forecast at 4.46 billion bushels, 7 percent above last year's estimate. U.S. **rice** production is forecast at 220 million cwt, up 1 percent from 2023.

NASS provides accurate, timely, useful and objective statistics in service to U.S. agriculture. In order to view the full national report, please visit the following website: www.nass.usda.gov/Publications.