



2024 Wheat Varieties

HIGHLIGHTS

WB 9590 is the leading spring wheat variety in North Dakota for 2024. WB 9590 accounts for 13.8 percent of the 5.40 million acres of spring wheat planted in 2024. SY Valda ranks second with 10.0 percent of the spring wheat acreage. AP Murdock represents 9.8 percent of the spring wheat planted and ranks third. MN Torgy ranks fourth with 4.7 percent of the spring wheat acres planted. SY Ingmar accounts for 4.4 percent of the spring wheat acreage and ranks fifth. These top five varieties account for 42.7 percent of the spring wheat planted in 2024. North Dakota continues to rank first in spring wheat acreage in the United States, with 53.0 percent of the nation's estimated 10.7 million acres planted.

ND Riveland is the leading durum wheat variety in North Dakota during 2024 for the third consecutive year. ND Riveland accounts for 44.0 percent of the 1.12 million acres planted compared with 52.7 in 2023. AAC Stronghold ranks second with 9.1 percent of the durum wheat acres planted. Joppa and ND Stanley rank third and fourth, respectively, with 6.9 and 4.9 percent of the durum wheat acres planted. AAC Cabri ranks fifth with 4.1 percent. These top five varieties account for 69.0 percent of the durum wheat acreage in North Dakota for 2024. North Dakota continues to rank first in durum wheat planted acreage in the United States with 53.9 percent of the nation's estimated 2.09 million acres planted.

SY Wolf is the leading winter wheat variety planted in North Dakota for 2024. SY Wolf accounts for 16.4 percent of the winter wheat acreage in North Dakota. ND Noreen is the second leading variety and accounts for 13.2 percent of the winter wheat acres planted. These two varieties account for 29.6 percent of the 120,000 acres planted in North Dakota for 2024.

SURVEY DESCRIPTION

The data in this report are based on a survey of wheat producers conducted during June by the North Dakota Field Office of USDA's National Agricultural Statistics Service. **Thank you to each person who supplied data and made this report possible!**

Results include acreage and percentages at the State and Agricultural Statistics District levels. All variety acreage and percentage numbers in this publication are based on survey averages. Highly reliable state averages are produced from 905 positive reports from 1,096 respondents. At the district level, the number of reports for minor varieties is generally limited. Thus, yearly fluctuations in the district variety acreage and percentages may be the result of sample variation.

The ND Wheat Commission, the ND Ag Experiment Station, and the ND State Seed Department provided funding for this survey. The NDSU Extension Service provided variety descriptions. Access to this report is available for free online at www.ndwheat.com or www.nass.usda.gov/nd/

For further questions, please contact the North Dakota Wheat Commission at (701) 328-5111 or NASS at (800) 582-6443.

SPRING WHEAT

WB 9590 is the top variety in North Dakota for 2024 with 13.8 percent of the spring wheat planted. It is the leading spring wheat variety planted in the north central, northeast, central, and east central districts. Released in 2017 by WestBred, WB 9590 has semi-dwarf height, high protein potential, medium maturity, strong straw strength, and average milling and baking quality.

SY Valda ranks second with 10.0 percent of the spring wheat planted. It is the leading spring wheat variety planted in the southeast district. Released in 2015 by Syngenta/AgriPro, SY Valda has semi-dwarf height, good straw strength, medium-late maturity, very good disease tolerance, and average milling and baking quality.

AP Murdock now ranks third with 9.8 percent of the spring wheat planted. Released in 2019 by Syngenta/AgriPro, AP Murdock has semi-dwarf height, good straw strength, medium-early maturity, good disease tolerance, and good milling and baking quality.

MN Torgy ranks fourth with 4.7 percent of the spring wheat planted. Released in 2020 by the University of Minnesota, MN Torgy has semi-dwarf height, good straw strength, moderate disease tolerance, medium maturity, and average milling and baking quality.

Spring Wheat Varieties, Percent of Acreage Planted North Dakota: 2020-2024

Variety	2020	2021	2022	2023	2024	
					Per-cent	Acres Planted
	(percent)	(percent)	(percent)	(percent)		(1,000)
WB 9590	6.1	7.5	8.8	8.7	13.8	743.0
SY Valda	12.5	9.5	11.0	6.9	10.0	538.5
AP Murdock	0.4	4.7	8.8	8.4	9.8	529.2
MN Torgy	-	0.3	2.0	4.5	4.7	255.9
SY Ingmar	19.2	13.2	9.4	6.4	4.4	239.7
AP Smith	-	0.1	0.6	2.0	3.7	200.3
Faller	3.5	4.2	2.9	3.1	3.0	162.8
WB 9719	0.9	2.2	4.1	3.1	2.6	140.5
LCS Trigger	0.7	1.5	1.8	2.4	2.1	111.6
Glenn	3.6	4.4	2.7	2.6	1.7	92.7
Velva	0.5	0.9	0.7	2.7	1.7	92.2
Shelly	2.9	3.3	3.9	3.3	1.6	88.1
TCG Spitfire	0.6	1.5	0.6	1.0	1.6	87.5
Lang	0.6	0.5	1.3	1.1	1.6	86.8
WB 9606	-	-	0.3	0.7	1.5	81.2
MN Rothsay	-	-	-	0.1	1.4	76.6
ND Vitpro	2.3	2.9	3.0	0.6	1.4	76.2
ND Frohberg	-	0.1	0.4	0.3	1.3	72.6
Barlow	2.3	2.7	1.4	1.6	1.3	72.5
Elgin ND	2.7	2.2	3.0	1.8	1.3	72.4
Other Varieties ..	41.2	38.3	33.3	38.7	29.5	1,579.7
All Varieties						5,400.0

- Represents zero.

SPRING WHEAT (Continued)

Spring Wheat Varieties, Percent of Acreage Planted North Dakota, By District: 2024

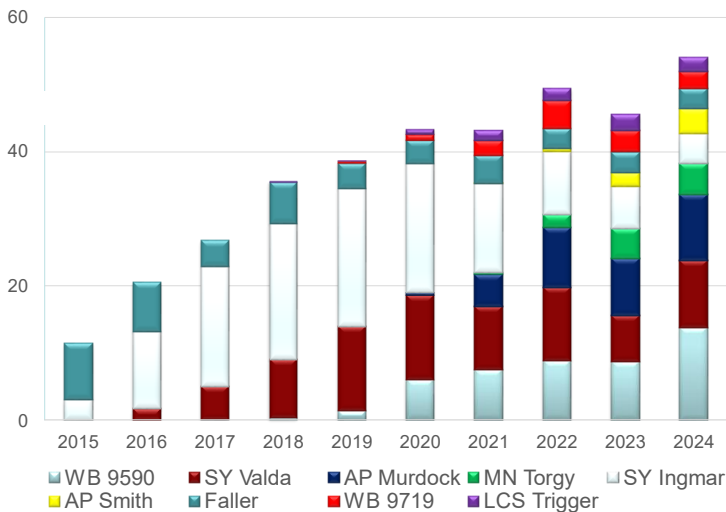
(See map of counties within districts on page 4)
(Percentages may not add to 100 due to rounding)

Variety	Northwest	North Central	Northeast	West Central	Central	East Central	Southwest	South Central	Southeast	State
	(percent)	(percent)	(percent)	(percent)	(percent)	(percent)	(percent)	(percent)	(percent)	(percent)
WB 9590.....	10.9	18.0	20.1	6.8	19.0	24.1	-	8.9	19.6	13.8
SY Valda.....	7.3	15.9	14.5	0.7	7.3	23.4	1.7	2.4	23.2	10.0
AP Murdock.....	7.5	13.1	14.9	5.9	14.1	15.8	2.6	3.9	3.3	9.8
MN Torgy.....	1.1	4.0	1.1	6.3	6.5	6.4	10.6	5.8	8.0	4.7
SY Ingmar.....	13.3	4.0	1.2	7.7	6.9	-	0.9	3.0	3.3	4.4
AP Smith.....	8.0	8.9	1.9	4.0	8.3	0.4	-	0.5	0.4	3.7
Faller.....	-	0.4	12.0	-	0.6	-	-	0.4	2.0	3.0
WB 9719.....	4.6	5.6	1.5	2.7	-	4.2	0.2	3.0	2.1	2.6
LCS Trigger.....	-	0.2	0.3	-	-	0.7	10.8	4.1	6.6	2.1
Glenn.....	3.3	0.1	-	0.8	7.4	3.6	1.4	2.3	-	1.7
Velva.....	2.3	-	3.8	3.8	-	-	-	-	-	1.7
Shelly.....	-	-	-	2.2	-	-	9.9	-	0.9	1.6
TCG Spitfire.....	1.0	0.3	-	7.9	-	-	3.0	-	-	1.6
Lang.....	-	-	-	1.4	-	-	10.8	-	-	1.6
WB 9606.....	1.0	0.6	0.6	6.7	-	0.2	0.7	2.5	-	1.5
MN Rothsay.....	-	-	0.8	3.8	4.2	4.6	-	-	1.3	1.4
ND Vitpro.....	5.0	0.2	-	1.1	1.3	-	-	8.2	-	1.4
ND Frohberg.....	-	-	-	6.5	-	-	2.2	2.6	0.6	1.3
Barlow.....	4.8	-	-	1.5	1.9	-	1.2	3.3	-	1.3
Elgin ND.....	0.3	-	0.1	2.2	-	-	1.9	11.9	-	1.3
Other Varieties.....	29.6	28.7	27.2	28.0	22.5	16.6	42.1	37.2	28.7	29.5

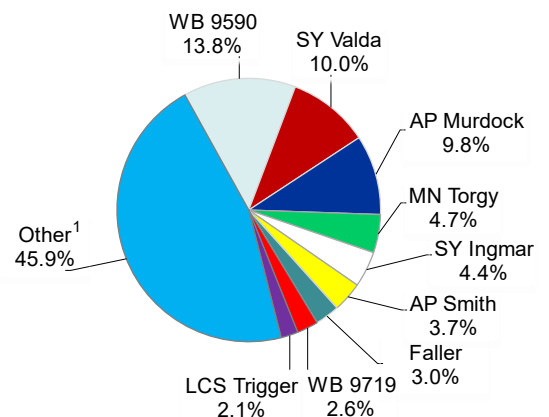
- Represents zero.

Spring Wheat Select Varieties Planted North Dakota: 2015-2024

Percent



Spring Wheat Varieties Percent of Acreage Planted North Dakota: 2024



¹Other includes varieties not listed and unknown varieties.

DURUM WHEAT

ND Riveland is again the most popular durum wheat variety for 2024 with 44.0 percent of the 1.12 million acres of durum wheat planted. Released in 2017 by NDSU, ND Riveland is a variety with low cadmium (Cd) uptake traits, medium height, good straw strength, medium maturity, and good overall quality.

AAC Stronghold ranks second in durum wheat acreage planted with 9.1 percent. Released in Canada in 2019, AAC Stronghold is a solid stem variety characterized by strong straw, medium maturity, very good disease resistance, low grain cadmium, and good overall quality.

Joppa ranks third in durum wheat acreage planted with 6.9 percent. A 2013 NDSU release, Joppa is characterized by above average height, strong straw strength, medium maturity, and good overall quality.

ND Stanley ranks fourth in durum wheat acreage planted with 4.9 percent. Developed by NDSU in 2021, ND Stanley has strong straw strength with excellent disease tolerance, high test weight, low grain cadmium, and good overall quality.

Durum Wheat Varieties, Percent of Acreage Planted North Dakota: 2020-2024

Variety	2020	2021	2022	2023	2024	
					Per-cent	Acres Planted
	(percent)	(percent)	(percent)	(percent)		(1,000)
ND Riveland	11.0	22.6	38.9	52.7	44.0	493.1
AAC Stronghold.....	-	-	-	1.6	9.1	101.8
Joppa	29.3	26.5	15.2	12.5	6.9	77.0
ND Stanley	-	-	-	0.6	4.9	55.3
AAC Cabri	-	-	1.0	5.1	4.1	46.1
AAC Strongfield	-	-	0.6	0.1	4.0	45.1
Divide	20.0	9.7	9.8	7.4	3.8	43.1
Other Varieties.....	39.7	41.2	34.5	20.0	23.2	258.5
All Varieties.....						1,120.0

- Represents zero.

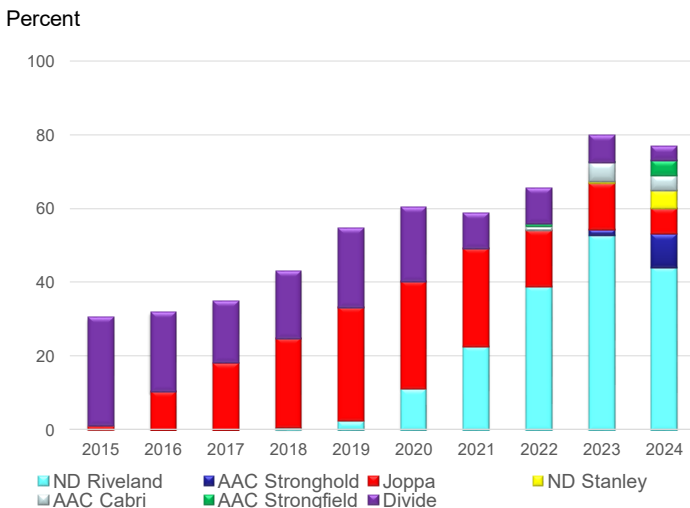
Durum Wheat Varieties, Percent of Acreage Planted North Dakota, By District: 2024

(See map of counties within districts on page 4)
(Percentages may not add to 100 due to rounding)

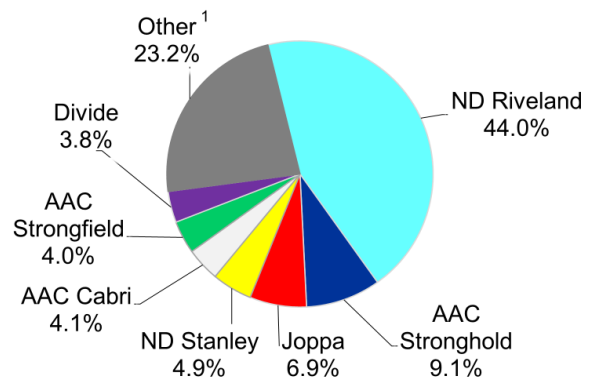
Variety	Northwest	West Central	Southwest	Combined Districts ¹	State
	(percent)	(percent)	(percent)	(percent)	(percent)
ND Riveland	39.7	59.6	51.3	43.0	44.0
AAC Stronghold....	15.8	5.4	1.3	-	9.1
Joppa	1.5	15.8	19.3	7.6	6.9
ND Stanley	1.4	3.0	12.6	8.9	4.9
AAC Cabri	7.7	-	-	-	4.1
AAC Strongfield....	7.6	-	-	-	4.0
Divide	4.8	-	-	5.8	3.8
Other Varieties.....	21.6	16.1	15.5	34.8	23.2

- Represents zero. ¹ Data from North Central, Northeast, Central, East Central, South Central, and Southeast districts are combined to avoid disclosure of individual operations.

Durum Wheat Select Varieties Planted North Dakota: 2015-2024



Durum Wheat Varieties Percent of Acreage Planted North Dakota: 2024



¹ Other includes varieties not listed and unknown varieties.

WINTER WHEAT

SY Wolf is again the leading winter wheat variety with 16.4 percent of the planted acres in 2024. SY Wolf was released by Syngenta/AgriPro in 2010 and has semi-dwarf height, strong straw strength, very good disease tolerance, and good test weights.

ND Noreen again ranks second and accounts for 13.2 percent of the winter wheat acreage planted in North Dakota. Released in 2020 by NDSU, ND Noreen has high yield potential, excellent winter hardiness, excellent straw strength, and good overall quality.

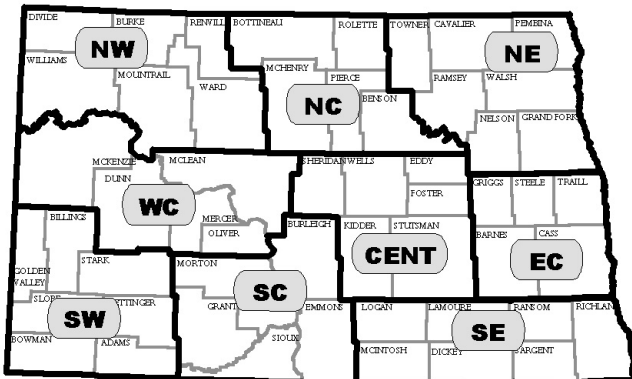
Jerry ranks third and accounts for 9.4 percent of the winter wheat acreage planted in North Dakota. Released in 2001 by NDSU, Jerry has medium height, strong straw strength, medium maturity, and good overall quality.

Winter Wheat Varieties, Percent of Acreage Planted North Dakota: 2020-2024

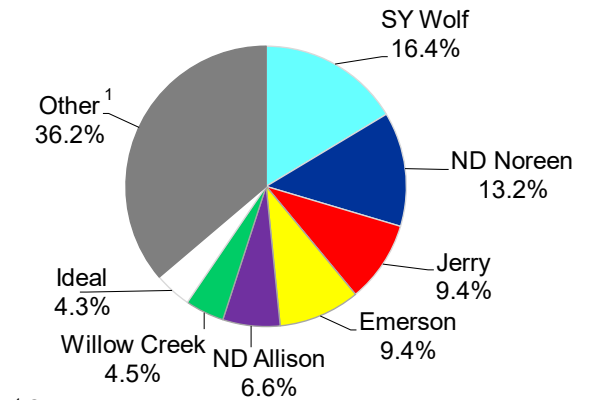
Variety	2020	2021	2022	2023	2024	
					Per-cent	Acres Planted
	(percent)	(percent)	(percent)	(percent)		(1,000)
SY Wolf	19.5	26.6	5.8	0.4	16.4	19.6
ND Noreen	-	0.3	3.2	10.3	13.2	15.9
Jerry	14.8	12.0	15.4	1.8	9.4	11.3
Emerson.....	-	-	2.5	2.9	9.4	11.2
ND Allison	-	-	-	-	6.6	8.0
Willow Creek	6.0	2.8	3.1	1.2	4.5	5.4
Ideal	-	-	17.0	15.6	4.3	5.1
Other Varieties	59.7	58.3	53.0	67.8	36.2	43.5
All Varieties.....						120.0

- Represents zero.

North Dakota
Agricultural Statistics Districts



Winter Wheat Varieties Percent of Acreage Planted North Dakota: 2024



¹ Other includes varieties not listed and unknown varieties.

