



2022 Wheat Varieties

HIGHLIGHTS

SY Valda is the leading spring wheat variety in North Dakota for 2022. SY Valda accounts for 11.0 percent of the 5.40 million acres of spring wheat planted in 2022. SY Ingmar ranks second with 9.4 percent of the spring wheat acreage. AP Murdock represents 8.8 percent of the spring wheat planted and ranks third. WB 9590 ranks fourth with 8.8 percent of the spring wheat acres planted. WB 9719 accounts for 4.1 percent of the spring wheat acreage and ranks fifth. These top five varieties account for 42.1 percent of the spring wheat planted in 2022. North Dakota continues to rank first in spring wheat acreage in the United States, with 48.6 percent of the nation's estimated 11.1 million acres planted.

ND Riveland is the leading Durum wheat variety in North Dakota during 2022 for the first time. ND Riveland accounts for 38.9 percent of the 1.05 million acres planted compared with 22.6 in 2021 and 11.0 percent in 2020. Joppa now ranks second with 15.2 percent of the Durum wheat acres planted. Divide and Alkabo rank third and fourth, respectively, with 9.8 and 8.1 percent of the Durum wheat acres planted. ND Grano ranks fifth with 3.2 percent. These top five varieties account for 75.2 percent of the Durum wheat acreage in North Dakota for 2022. North Dakota continues to rank first in Durum wheat planted acreage in the United States with 53.1 percent of the nation's estimated 1.98 million acres planted.

Ideal is now the leading winter wheat variety planted in North Dakota for 2022. Ideal accounts for 17.0 percent of the winter wheat acreage in North Dakota. Jerry is the second leading variety and accounts for 15.4 percent of the winter wheat acres planted. These two varieties account for 32.4 percent of the 100,000 acres planted in North Dakota for 2022.

SURVEY DESCRIPTION

The data in this report are based on a survey of wheat producers conducted during June by the North Dakota Field Office of USDA's National Agricultural Statistics Service. **Thank you to each person who supplied data and made this report possible!**

Results include acreage and percentages at the State and Agricultural Statistics District levels. All variety acreage and percentage numbers in this publication are based on survey averages. Highly reliable state averages are produced from 1,658 positive reports from 2,253 respondents. At the district level, the number of reports for minor varieties is generally limited. Thus, yearly fluctuations in the district variety acreage and percentages may be the result of sample variation.

The ND Wheat Commission, the ND Ag Experiment Station, and the ND State Seed Department provided funding for this survey. The NDSU Extension Service provided variety descriptions. Access to this report is available for free online at www.ndwheat.com or www.nass.usda.gov/nd/

For further questions, please contact the North Dakota Wheat Commission at (701) 328-5111 or NASS at (800) 582-6443.

SPRING WHEAT

SY Valda is the top variety in North Dakota for 2022 with 11.0 percent of the spring wheat planted. It is the leading spring wheat variety planted in the north central, south central, and southeast districts. Released in 2015 by Syngenta/AgriPro, SY Valda has semi-dwarf height, good straw strength, medium-late maturity, very good disease tolerance, and average milling and baking quality.

SY Ingmar ranks second with 9.4 percent of the 5.40 million acres of spring wheat planted. It is the leading spring wheat variety planted in the northwest and west central districts. SY Ingmar was released by Syngenta/AgriPro in 2014 and has semi-dwarf height, strong straw strength, high grain protein, medium-maturity, and good milling and baking quality.

AP Murdock now ranks third with 8.8 percent of the spring wheat planted. It is the leading spring wheat variety planted in the northeast and central districts. Released in 2019 by Syngenta/AgriPro, AP Murdock has semi-dwarf height, good straw strength, medium-early maturity, good disease tolerance, and good milling and baking quality.

WB 9590 ranks fourth with 8.8 percent of the spring wheat planted. It is the leading spring wheat variety planted in the east central district. Released in 2017 by WestBred, WB 9590 has semi-dwarf height, high protein potential, medium maturity, strong straw strength, and average milling and baking quality.

Spring Wheat Varieties, Percent of Acreage Planted North Dakota: 2018-2022

Variety	2018	2019	2020	2021	2022	
					Per-cent	Acres Planted
	(percent)	(percent)	(percent)	(percent)		(1,000)
SY Valda	8.7	12.5	12.5	9.5	11.0	593.5
SY Ingmar	20.3	20.6	19.2	13.2	9.4	507.1
AP Murdock	-	-	0.4	4.7	8.8	477.3
WB 9590	0.4	1.4	6.1	7.5	8.8	474.9
WB 9719	-	0.3	0.9	2.2	4.1	222.6
Shelly	1.5	2.5	2.9	3.3	3.9	211.6
ND Vitpro	0.2	1.3	2.3	2.9	3.0	163.0
Elgin ND	4.6	4.2	2.7	2.2	3.0	162.1
Faller	6.0	3.7	3.5	4.2	2.9	154.4
Glenn	3.9	2.9	3.6	4.4	2.7	146.7
Torgy	-	-	-	0.3	2.0	107.5
LCS Trigger	0.2	0.1	0.7	1.5	1.8	95.2
Bolles	6.1	5.0	3.3	3.0	1.7	91.4
Linkert	5.8	2.7	2.2	0.9	1.6	85.8
LCS Cannon	-	-	0.7	0.8	1.5	83.6
SY Soren	7.7	4.7	4.1	2.1	1.5	83.3
WB 9479	0.6	2.7	3.2	2.1	1.5	79.7
Barlow	6.4	3.7	2.3	2.7	1.4	74.2
Lang	0.2	0.5	0.6	0.5	1.3	72.5
SY Rockford	0.5	2.7	2.1	1.7	1.2	63.4
Other varieties	26.9	28.5	26.7	30.3	26.9	1,450.2
All varieties						5,400.0

- Represents zero.

SPRING WHEAT (Continued)

Spring Wheat Varieties, Percent Planted North Dakota: 2022

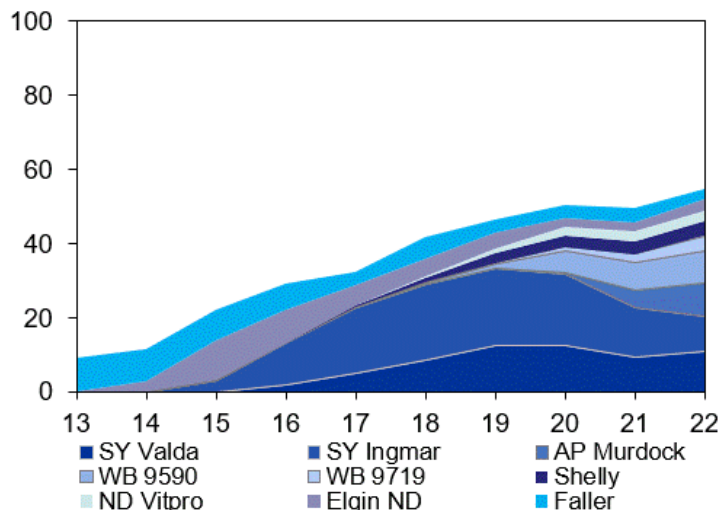
(Percentages may not add to 100 due to rounding.)

Variety	Northwest	North Central	Northeast	West Central	Central	East Central	Southwest	South Central	Southeast	State
	(percent)	(percent)	(percent)	(percent)	(percent)	(percent)	(percent)	(percent)	(percent)	(percent)
SY Valda.....	8.2	22.9	14.4	4.4	7.2	8.9	0.6	19.1	18.9	11.0
SY Ingmar.....	19.2	15.8	3.6	13.7	6.1	2.7	5.1	5.5	6.5	9.4
AP Murdock.....	6.9	11.5	15.1	3.3	18.0	15.4	0.1	0.2	11.2	8.8
WB 9590.....	5.2	7.5	12.0	5.5	15.6	22.3	-	15.6	9.2	8.8
WB 9719.....	4.6	6.1	3.7	5.7	3.6	2.6	3.4	2.6	1.3	4.1
Shelly.....	0.6	3.8	0.7	0.5	1.3	2.3	18.6	-	2.2	3.9
ND Vitpro.....	5.3	2.2	0.2	10.2	0.7	1.5	2.8	1.5	-	3.0
Elgin ND.....	0.9	0.4	0.1	9.4	1.4	-	7.4	6.9	0.5	3.0
Faller.....	-	2.1	8.6	1.4	5.5	1.3	-	-	3.1	2.9
Glenn.....	5.2	0.4	0.1	2.8	2.8	0.5	6.0	5.0	2.2	2.7
Torgy.....	0.2	1.4	3.0	0.6	1.5	8.3	1.8	0.8	3.6	2.0
LCS Trigger.....	0.2	1.1	1.9	2.8	0.8	1.8	4.3	0.6	-	1.8
Bolles.....	1.9	1.5	1.8	2.7	1.1	0.6	1.1	1.5	3.4	1.7
Linkert.....	-	0.4	2.1	-	6.7	2.0	3.2	0.3	0.4	1.6
LCS Cannon.....	4.2	0.1	3.1	0.5	1.2	0.6	-	0.2	0.4	1.5
SY Soren.....	0.8	0.7	-	2.9	2.2	0.2	3.7	3.5	1.0	1.5
WB 9479.....	0.9	0.9	3.1	0.1	2.3	3.1	0.4	1.3	1.2	1.5
Barlow.....	2.8	1.4	0.2	1.7	-	-	3.0	0.8	0.3	1.4
Lang.....	-	-	-	0.3	-	-	8.6	-	0.5	1.3
SY Rockford.....	2.6	1.2	-	2.0	1.0	-	2.1	-	-	1.2
Other varieties.....	30.3	18.6	26.2	29.5	21.1	25.9	27.6	34.7	34.1	26.9

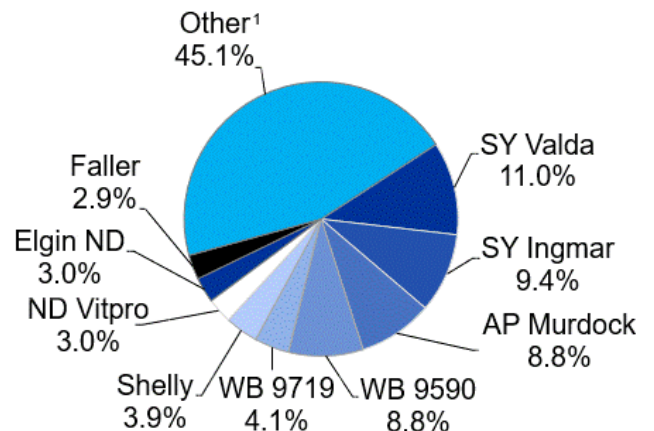
- Represents zero.

Spring Wheat Select Varieties Planted North Dakota: 2013-2022

percent



Spring Wheat Varieties Percent of Acreage Planted North Dakota: 2022



¹ Other includes varieties not listed and unknown varieties.

DURUM WHEAT

ND Riveland is now the most popular Durum wheat variety for 2022 with 38.9 percent of the 1.05 million acres of Durum wheat planted. Released in 2017 by NDSU, ND Riveland is a variety with low cadmium (Cd) uptake traits, medium height, good straw strength, medium maturity, and good overall quality.

Joppa now ranks second in Durum wheat acreage planted with 15.2 percent. A 2013 NDSU release, Joppa is characterized by above average height, strong straw strength, medium maturity, and good overall quality.

Divide ranks third in Durum wheat acreage planted with 9.8 percent. Released in 2005 by NDSU, Divide has above average height, strong straw strength, medium maturity, and good overall quality.

Alkabo ranks fourth in Durum wheat acreage planted with 8.1 percent. Released in 2005 by NDSU, Alkabo has medium height, very strong straw strength, medium maturity, and good overall quality.

Durum Wheat Varieties, Percent of Acreage Planted North Dakota: 2018-2022

Variety	2018	2019	2020	2021	2022	
					Per- cent	Acres Planted
	(percent)	(percent)	(percent)	(percent)		(1,000)
ND Riveland	0.6	2.4	11.0	22.6	38.9	408.6
Joppa	24.1	30.7	29.3	26.5	15.2	159.3
Divide	18.3	21.5	20.0	9.7	9.8	102.8
Alkabo	9.2	7.9	6.3	6.1	8.1	84.8
ND Grano	0.5	1.7	2.9	3.5	3.2	33.1
VT Peak	6.3	6.1	8.6	5.3	2.9	30.4
Carpio.....	11.6	6.2	6.7	4.8	2.3	23.7
Other varieties	29.4	23.5	15.2	21.5	19.6	207.3
All varieties.....						1,050.0

- Represents zero.

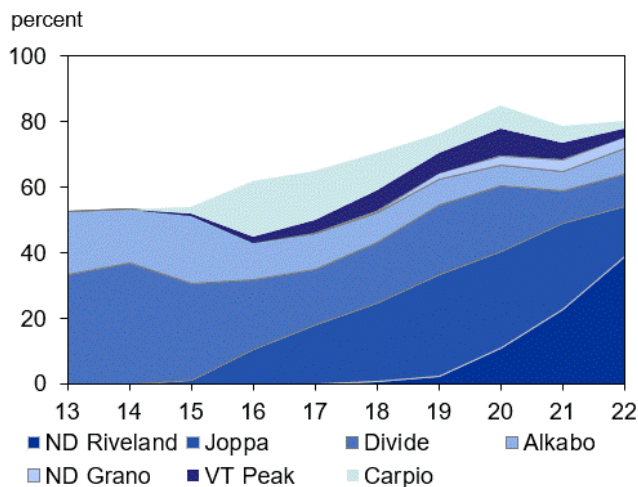
Durum Wheat Varieties, Percent Planted North Dakota: 2022

(Percentages may not add to 100 due to rounding.)

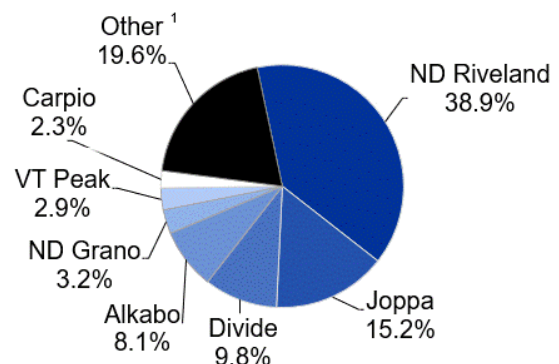
Variety	Northwest	West Central	Southwest	Combined Districts ¹	State
	(percent)	(percent)	(percent)	(percent)	(percent)
ND Riveland	42.9	40.0	29.1	30.7	38.9
Joppa	6.8	18.7	45.7	14.2	15.2
Divide	9.4	2.7	2.1	25.8	9.8
Alkabo	8.4	12.9	5.3	6.2	8.1
ND Grano	4.1	2.0	1.6	1.5	3.2
VT Peak.....	2.2	2.4	3.6	5.5	2.9
Carpio.....	1.8	6.1	2.1	1.6	2.3
Other varieties.....	24.5	15.1	10.5	14.5	19.6

- Represents zero. ¹ Data from North Central, Northeast, Central, East Central, South Central, and Southeast districts are combined to avoid disclosure of individual operations.

Durum Wheat Select Varieties Planted North Dakota: 2013-2022



Durum Wheat Varieties Percent of Acreage Planted North Dakota: 2022



¹ Other includes varieties not listed and unknown varieties.

WINTER WHEAT

Ideal is the leading winter wheat variety planted in North Dakota with 17.0 percent of the planted acres in 2022. Ideal was released by South Dakota State University in 2011. It has semi-dwarf height, strong straw strength, moderate to late maturity, and average baking quality.

Jerry ranks second and accounts for 15.4 percent of the winter wheat acreage planted in North Dakota. Released in 2001 by NDSU, Jerry has medium height, strong straw strength, medium maturity, and good overall quality.

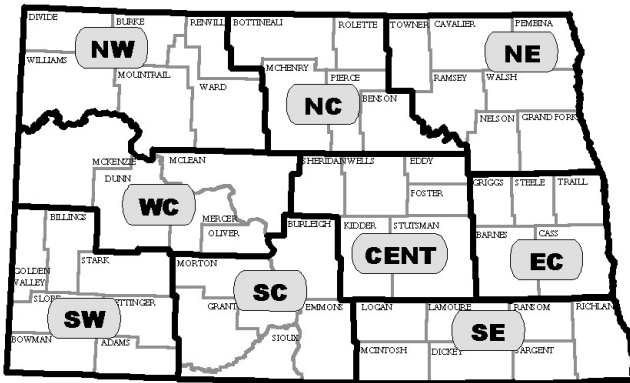
SY Wolf now ranks third with 5.8 percent of the planted acres in 2022. SY Wolf was released by Syngenta/AgriPro in 2010 and has semi-dwarf height, strong straw strength, very good disease tolerance, and good test weights.

Winter Wheat Varieties, Percent of Acreage Planted North Dakota: 2018-2022

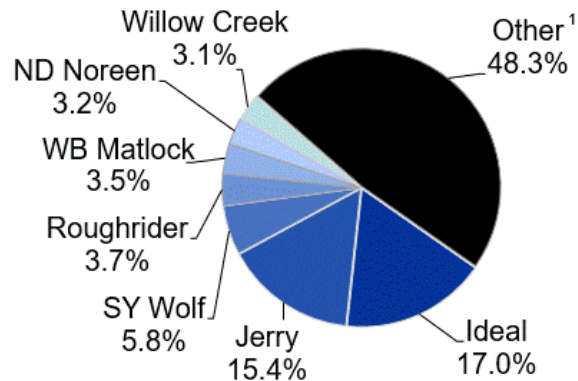
Variety	2018	2019	2020	2021	2022	
					Per-cent	Acres Planted
	(percent)	(percent)	(percent)	(percent)		(1,000)
Ideal	-	-	-	-	17.0	17.0
Jerry	13.0	13.4	14.8	12.0	15.4	15.4
SY Wolf	9.8	24.1	19.5	26.6	5.8	5.8
Roughrider	0.2	-	0.5	-	3.7	3.7
WB Matlock	2.3	2.2	-	3.2	3.5	3.5
ND Noreen	-	-	-	0.3	3.2	3.2
Willow Creek	4.1	8.6	6.0	2.8	3.1	3.1
Other varieties	70.6	51.7	59.2	55.1	48.3	48.3
All varieties						100.0

- Represents zero.

**North Dakota
Agricultural Statistics Districts**



**Winter Wheat Varieties
Percent of Acreage Planted
North Dakota: 2022**



¹ Other includes varieties not listed and unknown varieties.

