



United States Department of Agriculture
National Agricultural Statistics Service



New
Jersey



Crop Progress & Condition

Bruce Eklund, State Statistician

P.O. Box 330, Trenton, NJ 08625

Phone: 503-308-0404

Fax: 855-270-2719

www.nass.usda.gov/nj
Week ending June 18, 2023

Issued weekly on the internet, April - November
by the Northeastern Regional Field Office of NASS

nassrfooner@usda.gov
Released June 20, 2023

According to the National Agricultural Statistics Service in New Jersey, there were 6.0 days suitable for fieldwork for the week ending Sunday, June 18, 2023. Topsoil moisture supplies were 6 percent short and 94 percent adequate. Subsoil moisture supplies were 15 percent short and 85 percent adequate. Pasture conditions were 5 percent very poor, 6 percent poor, 31 percent fair, and 58 percent good.

Soil Moisture for Week Ending June 18, 2023 (in percent)

| Item | Very Short | Short | Adequate | Surplus |
|---------|------------|-------|----------|---------|
| TOPSOIL | 0 | 6 | 94 | 0 |
| SUBSOIL | 0 | 15 | 85 | 0 |

Crop Progress as of June 18, 2023 (in percent)

| Item | This Week | Last Week | Last Year | 5 Year Avg. |
|---------------------------|-----------|-----------|-----------|-------------|
| CORN: EMERGED | 95 | 85 | 95 | 84 |
| PEACHES: PETAL FALL | 75 | 60 | N/A | N/A |
| PEACHES: FRUIT SET | 55 | 30 | 79 | N/A |
| SOYBEANS: PLANTED | 95 | 90 | 83 | 75 |
| SOYBEANS: EMERGED | 55 | 36 | 82 | 56 |
| SWEET CORN: PLANTED | 95 | 90 | 79 | 59 |
| SWEET CORN: EMERGED | 40 | 20 | N/A | N/A |
| WINTER WHEAT: COLORING | 95 | 70 | 77 | 78 |
| WINTER WHEAT: MATURE | 28 | N/A | 29 | N/A |

Crop Conditions as of June 18, 2023 (in percent)

| Item | Very Poor | Poor | Fair | Good | Excellent |
|-------------------|-----------|------|------|------|-----------|
| BELL PEPPERS | 0 | 0 | 12 | 67 | 21 |
| CORN | 3 | 9 | 34 | 54 | 0 |
| HAY, ALFALFA | 3 | 15 | 58 | 24 | 0 |
| HAY, OTHER | 1 | 4 | 45 | 50 | 0 |
| PASTURE AND RANGE | 5 | 6 | 31 | 58 | 0 |
| SOYBEANS | 2 | 5 | 21 | 70 | 2 |
| TOMATOES | 0 | 0 | 3 | 86 | 11 |
| WINTER WHEAT | 2 | 7 | 26 | 65 | 0 |

June 18, 2023, New Jersey Weekly Weather Summary

| Station | Air Temperature Last Week | | | | | Precipitation | | | | | |
|-----------------------------|---------------------------|-------------|--------------|--------------|--------------|---------------|-----------|----------|-------------|-------------|----------------|
| | Max | Min | Avg | Norm | DFN | One Week | Rain Days | MSG | DFN | Four Weeks | Four Weeks DFN |
| NORTHERN | | | | | | | | | | | |
| Aeroflex-Andover Airport | 76.5 | 55 | 65.75 | 68.13 | -2.25 | 0.23 | 1 | 5 | -0.08 | 0.26 | -0.71 |
| Belvidere Bridge | 76.7 | 54.6 | 65.64 | 67.4 | -1.76 | 1.56 | 4 | 0 | 0.48 | 1.57 | -2.59 |
| Flemington 5 Nnw | 78.9 | 55 | 66.93 | 69.43 | -2.5 | 1.9 | 5 | 0 | 0.74 | 2.01 | -2.38 |
| Newark Liberty Intl Ap | 81.6 | 63.4 | 72.5 | 72.69 | -0.19 | 1.03 | 3 | 0 | -0.02 | 1.1 | -3.05 |
| Sussex 1 Nw | 75 | 54.4 | 64.71 | 66.7 | -1.99 | 1.21 | 4 | 0 | -0.01 | 1.21 | -3.09 |
| Average | 77.7 | 56.5 | 67.11 | 68.87 | -1.74 | 1.19 | 5 | M | 0.22 | 1.23 | -2.36 |
| SOUTHERN | | | | | | | | | | | |
| Estell Manor | 81.4 | 56.3 | 68.86 | 71.03 | -2.17 | 0.82 | 2 | 0 | -0.18 | 0.99 | -2.73 |
| Freehold-Marlboro | 82.1 | 58.1 | 70.14 | 70.6 | -0.46 | 0.86 | 4 | 0 | -0.24 | 0.95 | -3.29 |
| Hammonton 1 Ne | M | M | M | 71.64 | M | 0 | 0 | 4 | -0.44 | 0.07 | -2.6 |
| Millville Municipal Airport | 80.7 | 54.4 | 67.57 | 70.89 | -3.31 | 0.78 | 3 | 0 | -0.16 | 0.78 | -2.57 |
| Philadelphia/Mt. Holly Wfo | 80.1 | 57.3 | 68.71 | 70.86 | -2.14 | 1.35 | 3 | 0 | 0.34 | 1.36 | -2.47 |
| New Brunswick 3 Se | 80.6 | 58.3 | 69.43 | 70.8 | -1.37 | 1.04 | 3 | 0 | -0.14 | 1.06 | -3.43 |
| Pennsauken 1N | 79.6 | 56.1 | 67.86 | 71.51 | -3.66 | 1.98 | 3 | 0 | 0.84 | 2.08 | -2.19 |
| Seabrook Farms | 80.4 | 59.6 | 70 | 71.76 | -1.76 | 0.9 | 2 | 0 | -0.2 | 0.9 | -2.96 |
| Trenton-Mercer Airport | 78.4 | 58.1 | 68.29 | 70.9 | -2.61 | 1.09 | 3 | 0 | 0.07 | 1.54 | -2.56 |
| Average | 80.4 | 57.3 | 68.86 | 71.11 | -2.19 | 0.98 | 4 | M | -0.01 | 1.08 | -2.76 |
| COASTAL | | | | | | | | | | | |
| Cape May 2 Nw | 79.7 | 61.6 | 70.64 | 71.56 | -0.91 | 0.84 | 3 | 0 | -0.01 | 1.12 | -2.25 |
| Average | 79.7 | 61.6 | 70.64 | 71.56 | -0.91 | 0.84 | 3 | M | -0.01 | 1.12 | -2.25 |
| STATE TOTAL | 79.4 | 57.3 | 68.35 | 70.32 | -1.93 | 1.05 | 4 | M | 0.07 | 1.14 | -2.57 |

DFN = Departure from normal.






MSG = Missing days.

M = Missing value.

Data may be subject to additional quality control.

Weather summary provided by the Southern Regional Climate Center, <https://www.srcc.tamu.edu>.

CURRENTLY AVAILABLE

| | | |
|--|------------------------|---|
|  | ARUGULA | Beautiful quality, good volume |
|  | BABY SPINACH & ARUGULA | Harvesting good volume of good quality products |
|  | BASIL | Harvesting excellent quality in good volume, increasing weekly through the rest of summer |
|  | BEANS | Harvest underway of excellent quality products |
|  | BEETS | Harvesting good volume of excellent quality product |
|  | BLUEBERRIES | Good volumes and excellent quality with strong, sweet flavor. First round of Duke has started. Second round of Duke and possibly first round Bluecrop expected this week depending on the weather |
|  | BOK CHOY | Harvesting Bok Choy and Baby Bok choy in good volume and great quality |
|  | CABBAGE | Very nice quality Green & Savoy are in production in good volume. Napa is harvesting in good volume with beautiful size and quality |
|  | CILANTRO | Harvesting good quality and volume |
|  | COLLARD GREENS | Harvesting with good volume and excellent quality |
|  | CUCUMBERS | Beautiful color and quality in production with good volume |
|  | DANDELIONS | Harvesting good quality in good volume |
|  | DILL | Harvesting good volume of excellent quality product |
|  | ESCAROLE & ENDIVE | Great quality harvests of escarole and endive in increasing volumes |
|  | KALE | Harvesting good size and color, plenty of volume |
|  | KOHLRABI | Good volume with great size and color |
|  | LEEKS | Light volume of excellent quality with new product becoming available this week |
|  | LETTUCE | Boston, romaine, red leaf and green leaf harvest in good volume, good sizing |
|  | MINT | Harvesting good quality in good volume |
|  | PARSLEY | High volume with great color and great bunch size |



PEACH

There were a few early yellow- fleshed clingstone peaches picked and sold this week of the variety Rich May. We will start to see some Spring Snow and Manon white-fleshed peaches and larger volumes of yellow fleshed peaches. Finishing up Rich May and starting with Desiree, Flamin Fury PF 5B, Flamin Fury PF 1, Carored, and Early Star. Volumes will be spotty of these very early clingstone varieties. We expect some good, sweet flavor and high red color with the weather we have had. While dry, most growers have had irrigation to supplement the lack of natural rainfall for this abundant crop



RADISHES

Harvesting great size, quality and volume



SCALLIONS

Harvesting in great size, great color, amazing quality, good volume



SPINACH

Great volume, large bunches, very nice quality. Harvest in South Jersey decreasing due to warm temperatures



STRAWBERRIES

Beautiful berries being harvested in good volumes in North Jersey



SWISS CHARD

Harvesting good volume and quality



TOMATOES

Greenhouse harvesting with good quality and volume



TURNIPS

Harvesting good quality and volume



YELLOW SQUASH

Excellent quality in production in good volume, continuing to increase as weather heats up



ZUCCHINI

Great color and size with high volume

FORECAST



BLACKBERRIES

End of June



CANTALOUPE

Mid-July



EGGPLANT

Mid-June



NECTARINES

July 4



OKRA

Mid-July



PEPPERS

End of June



POTATOES

Early July



SWEET CORN

Will be ready for 4th of July week. Expect first harvest end of June



WATERMELON

Mid-July