



United States Department of Agriculture
National Agricultural Statistics Service



New
Jersey



Crop Progress & Condition

Bruce Eklund, State Statistician

P.O. Box 330, Trenton, NJ 08625

Phone: 503-308-0404

Fax: 855-270-2719

www.nass.usda.gov/nj
Week ending May 29, 2022

*Issued weekly on the internet, April - November
by the Northeastern Regional Field Office of NASS*

nassrfoner@usda.gov
Released May 31, 2022

According to the National Agricultural Statistics Service in New Jersey, there were 6 days suitable for fieldwork for the week ending Sunday, May 29, 2022. Topsoil moisture supplies were 88 percent adequate and 12 percent surplus. Subsoil moisture supplies were 82 percent adequate and 18 percent surplus. Pasture conditions were 6 percent fair, 88 percent good and 6 percent excellent.

Soil Moisture for Week Ending May 29, 2022 (in percent)

Item	Very Short	Short	Adequate	Surplus
TOPSOIL	0	0	88	12
SUBSOIL	0	0	82	18

Crop Conditions as of May 29, 2022 (in percent)

Item	Very Poor	Poor	Fair	Good	Excellent
HAY, ALFALFA	0	0	10	83	7
HAY, OTHER	0	0	10	83	7
PASTURE AND RANGE	0	0	6	88	6
SOYBEANS	0	0	0	86	14
WINTER WHEAT	0	10	17	73	0

Crop Progress as of May 29, 2022 (in percent)

Item	This Week	Last Week	Last Year	5 Year Avg.
CORN: PLANTED	88	77	68	64
CORN: EMERGED	80	52	40	N/A
HAY, ALFALFA: FIRST CUTTING	92	41	64	N/A
HAY, OTHER: SECOND CUTTING	23	N/A	N/A	N/A
BELL PEPPERS: PLANTED	88	65	77	N/A
SOYBEANS: PLANTED	71	30	45	N/A
SWEET CORN: PLANTED	66	45	41	N/A
TOMATOES: PLANTED	81	60	71	N/A

May 29, 2022 New Jersey Weekly Weather Summary

Station	Air Temperature Last Week					Precipitation					
	Max	Min	Avg	Norm	DFN	One Week	Rain Days	MSG	DFN	Four Weeks	Four Weeks DFN
NORTHERN											
Aeroflex-Andover Airport	73.7	52.7	63.17	62.41	1.33	0.0	0.0	4.0	-0.4	3.96	1.03
Belvidere Bridge	74.9	54.6	64.71	61.3	3.41	2.07	2.0	0.0	1.1	6.37	2.71
Flemington 5 Nnw	83.0	56.5	69.75	63.21	6.5	0.09	2.0	5.0	-0.19	4.95	1.95
Newark Liberty Intl Ap	76.0	61.7	68.86	66.1	2.76	0.7	2.0	0.0	-0.27	5.23	1.67
Sussex 1 Nw	72.9	51.7	62.29	60.96	1.33	0.59	2.0	0.0	-0.27	4.19	0.75
Average	76.1	55.4	65.76	62.80	3.07	0.69	2	M	-0.01	4.94	1.62
SOUTHERN											
Estell Manor	76.9	56.3	66.57	64.8	1.77	0.59	5.0	0.0	-0.25	3.44	0.26
Freehold-Marlboro	80.0	56.6	68.29	64.0	4.29	0.21	2.0	0.0	-0.76	5.49	2.08
Hammonton 1 Ne	M	M	M	64.93	M	M	M	7.0	M	1.71	0.47
Millville Municipal Airport	75.3	56.9	66.07	64.5	1.57	0.51	3.0	0.0	-0.22	2.99	0.18
Philadelphia/Mt. Holly Wfo	77.1	56.4	66.79	64.3	2.49	0.98	3.0	0.0	0.11	4.35	1.11
New Brunswick 3 Se	76.0	57.1	66.57	64.2	2.37	1.44	2.0	0.0	0.45	7.43	3.81
Pennsauken 1N	77.0	57.1	67.07	64.73	2.34	1.35	3.0	0.0	0.38	5.26	1.79
Seabrook Farms	93.0	60.0	76.5	65.3	12.1	1.35	1.0	6.0	1.22	4.45	1.93
Trenton-Mercer Airport	73.6	56.3	64.93	64.77	0.16	0.7	2.0	0.0	-0.29	6.64	3.05
Average	78.6	57.1	67.85	64.61	3.39	0.89	5	M	0.08	4.64	1.63
COASTAL											
Cape May 2 Nw	72.4	58.9	65.64	65.2	0.44	0.54	3.0	0.0	-0.3	3.01	-0.2
Average	72.4	58.9	65.64	65.20	0.44	0.54	3	M	-0.30	3.01	-0.20
STATE TOTAL	77.2	56.6	66.92	63.99	3.05	0.79	4	M	0.02	4.63	1.49

DFN = Departure from normal.





















MSG = Missing days.

M = Missing value.

Data may be subject to additional quality control.

Weather summary provided by the Southern Regional Climate Center, <https://www.srcc.tamu.edu>.

CURRENTLY AVAILABLE

	ARUGULA	Harvesting good volume of good quality product
	ASPARAGUS	Quality is excellent. Volume is at peak and starting to decline in the South
	BABY SPINACH & ARUGULA	Harvesting a light to increasing volume of great quality products
	BEETS	Harvesting good volume of excellent quality product
	BOK CHOY	Harvesting Bok Choy & Baby Bok in good volume - very clean, great quality product
	CABBAGE	Green & Savoy are in production light volume but increasing quickly very nice quality. Napa is harvesting in good volume beautiful size and quality very clean
	CILANTRO	Harvesting good volume and quality
	COLLARD GREENS	Harvesting with good volume and excellent quality
	DANDELIONS	Spring planted harvesting in good volume
	DILL	Harvesting good volume of excellent quality product
	ESCAROLE & ENDIVE	Great quality harvests of escarole and endive have started in increasing volumes
	KALE	Harvesting good volume of good quality
	KOHLRABI	Harvesting good volume of excellent quality, perfect size product
	LEEKs	Most growers are in a gap with very light volume of excellent quality
	LETTUCE	Boston, red leaf and green leaf harvesting in high volume, good quality. Romaine is harvesting in high volume, quality is excellent, size has been consistently large
	MINT	Harvesting good quality in good volume
	PARSLEY	New crop parsley is in production in increasing volume - quality is very nice with minimal defects
	RADISHES	Harvesting good quality product. Volume will pick up each week
	SCALLIONS	Spring planted in full production with good volume / quality is very nice & clean
	SPINACH	Harvesting good volume of great quality
	STRAWBERRIES	Good volume of excellent quality product, lower volumes as the temperatures increase going into June
	SWISS CHARD	Harvesting good volume of good quality



TOMATOES

Greenhouse harvesting with good quality and volume. High tunnel production starting



TURNIPS

Harvesting light volume, should pick up in coming weeks



YELLOW SQUASH &
ZUCCHINI

Harvesting excellent quality zucchini in low volume. As weather continues to be favorable volume will increase. Golden squash is production now good quality beautiful color, low volume

FORECAST



BASIL

June 1st



BLUEBERRIES

June 15th



CUCUMBERS

Mid-June



PEPPERS

Early July



SWEET CORN

End of June or first week in July



YELLOW SQUASH

End of June