



United States Department of Agriculture  
National Agricultural Statistics Service



New  
Jersey



# Crop Progress & Condition

Bruce Eklund, State Statistician

P.O. Box 330, Trenton, NJ 08625

Phone: 503-308-0404

Fax: 855-270-2719

[www.nass.usda.gov/nj](http://www.nass.usda.gov/nj)  
Week ending July 25, 2021

Issued weekly on the internet, April - November  
by the Northeastern Regional Field Office of NASS

[nassrfoner@usda.gov](mailto:nassrfoner@usda.gov)  
Released July 26, 2021

According to the National Agricultural Statistics Service in New Jersey, there were 7 days suitable for fieldwork for the week ending Sunday, July 25, 2021. Topsoil moisture supplies were 3 percent very short, 24 percent short, 69 percent adequate, and 4 percent surplus. Subsoil moisture supplies were 14 percent short, 76 percent adequate and 10 percent surplus. Pasture conditions were 4 percent poor, 11 percent fair, 82 percent good, and 3 percent excellent.

### Soil Moisture for Week Ending July 25, 2021 (in percent)

Item	Very Short	Short	Adequate	Surplus
TOPSOIL	3	24	69	4
SUBSOIL	0	14	76	10

### Crop Progress as of July 25, 2021 (in percent)

Item	This Week	Last Week	Last Year	5 Year Avg.
BLUEBERRIES, TAME: HARVESTED	90	60	N/A	N/A
HAY, OTHER: SECOND CUTTING	79	62	50	32
CORN: SILKING	95	66	61	46
CORN: MILK	50	N/A	<5	N/A
SOYBEANS: BLOOMING	76	65	6	N/A
BELL PEPPERS: HARVESTED	41	31	11	N/A
TOMATOES: HARVESTED	91	86	17	N/A

### Crop Conditions as of July 25, 2021 (in percent)

Item	Very Poor	Poor	Fair	Good	Excellent
BELL PEPPERS	4	7	18	57	14
BLUEBERRIES, TAME	0	0	0	80	20
CORN	0	7	20	57	16
HAY, ALFALFA	0	7	21	72	0
HAY, OTHER	0	10	17	70	3
PASTURE AND RANGE	0	4	11	82	3
SOYBEANS	0	4	9	43	44
SWEET CORN	0	4	7	59	30
TOMATOES	3	5	13	78	1
WINTER WHEAT	5	35	45	15	0

For a complete nationwide weekly weather and crop bulletin, please visit [www.usda.gov/oc/weather-drought-monitor](http://www.usda.gov/oc/weather-drought-monitor) and click on "[Weekly Weather and Crop Bulletin.](#)"

## July 25, 2021 New Jersey Weekly Weather Summary

Station	Air Temperature Last Week					Precipitation					
	Max	Min	Avg	Norm	DFN	One Week	Rain Days	MSG	DFN	Four Weeks	Four Weeks DFN
<b>NORTHERN</b>											
Aeroflex-Andover Airport	83.8	63.0	73.38	73.06	0.28	0.0	0.0	3.0	-0.7	6.65	2.6
Belvidere Bridge	81.7	59.3	70.5	72.59	-2.09	0.26	2.0	0.0	-0.89	6.71	2.42
Flemington 5 Nnw	82.9	61.9	72.36	74.83	-2.47	0.04	2.0	0.0	-1.13	8.16	3.74
Newark Liberty Intl Ap	86.3	69.6	77.93	78.44	-0.51	0.42	2.0	0.0	-0.69	8.76	4.68
Sussex 1 Nw	79.0	58.7	68.83	72.16	-3.32	0.0	0.0	0.0	-1.0	7.55	3.63
Average	82.7	62.5	72.60	74.22	-1.62	0.14	2	M	-0.88	7.57	3.41
<b>SOUTHERN</b>											
Estell Manor	85.9	63.4	74.64	76.41	-1.77	0.13	2.0	0.0	-0.97	5.83	1.66
Freehold-Marlboro	86.1	63.6	74.86	76.26	-1.4	0.08	2.0	0.0	-1.03	5.13	0.98
Hammonton 1 Ne	85.1	65.4	75.29	77.11	-1.83	1.01	3.0	0.0	0.02	6.61	2.53
Millville Municipal Airport	85.9	63.4	74.64	76.44	-1.8	0.12	1.0	0.0	-0.81	5.47	1.59
Philadelphia/Mt. Holly Wfo	83.9	65.0	74.43	75.77	-1.34	0.98	2.0	0.0	-0.28	8.83	4.38
New Brunswick 3 Se	84.7	63.9	74.29	76.3	-2.01	0.33	3.0	0.0	-0.84	4.2	-0.01
Pennsauken 1N	83.6	65.9	74.71	76.86	-2.14	0.51	1.0	0.0	-0.76	9.14	4.76
Seabrook Farms	M	M	M	76.93	M	M	M	M	M	0.0	-0.59
Trenton-Mercer Airport	83.4	64.3	73.86	76.67	-2.81	0.13	2.0	0.0	-0.9	5.54	1.63
Average	84.8	64.4	74.59	76.53	-1.89	0.41	3	M	-0.70	5.64	1.88
<b>COASTAL</b>											
Cape May 2 Nw	85.3	66.7	76.0	77.26	-1.27	0.58	1.0	1.0	-0.21	4.03	0.68
Average	85.3	66.7	76.00	77.26	-1.27	0.58	1	M	-0.21	4.03	0.68
<b>STATE TOTAL</b>	<b>84.1</b>	<b>63.9</b>	<b>73.96</b>	<b>75.73</b>	<b>-1.74</b>	<b>0.33</b>	<b>2</b>	<b>M</b>	<b>-0.73</b>	<b>6.23</b>	<b>2.36</b>

DFN = Departure from normal.























MSG = Missing days.

M = Missing value.

Data may be subject to additional quality control.

Weather summary provided by the Southern Regional Climate Center, <https://climdata.srcc.lsu.edu>.

## CURRENTLY AVAILABLE

	ARUGULA	Harvesting fair to decreasing volume of good quality product due to warmth
	BABY SPINACH & ARUGULA	Harvesting good volume of great quality products
	BASIL	Harvesting excellent quality product, will continue through Summer
	BEANS	Harvesting excellent quality products
	BEETS	Harvesting good volume of excellent quality product, but volume will decrease with hot temperatures
	BLACKBERRIES	Harvesting good quality and volume, volume expected through mid-August
	BLUEBERRIES	Harvest ending of excellent quality product
	BOK CHOY	Harvesting good volume of good quality product
	CABBAGE	Harvesting good volumes and excellent quality. Planting Fall crops now
	CANTALOUPE	Harvesting great quality in increasing volume
	CILANTRO	Harvesting low volume
	COLLARD GREENS	Harvesting with good volume and excellent quality
	CUCUMBERS	Harvest good volume and quality
	DANDELIONS	Harvesting with good volume
	EGGPLANT	Harvesting excellent quality and good volume
	KALE	Harvesting good volume of good quality
	KOHLRABI	Harvesting good quality, good volume
	LEEK	Very good quality in good volume
	MINT	Harvesting good quality product
	NECTARINES	Harvesting good volume of white and yellow fleshed nectarines. There should be variable supplies and fruit size, flavor, and color should be good to very good
	OKRA	Harvest started of great quality in limited but increasing volume
	PARSLEY	Good quality, plain product harvesting in good volume



PEACHES

Yellow-fleshed peaches are in good supply this week with supplies of John Boy, Redhaven, Flamin Fury PF Lucky 13, and Flamin Fury PF 15. Variable supplies of white-fleshed peaches and flat peaches available. This is a season we always have variable supplies as we move from clingstone to freestone varieties. Fruit size, flavor, and color should be good to very good.



PEPPERS

Harvesting excellent quality jalapenos, poblanos, cubanelle and bell peppers



POTATOES

Harvesting a good volume of very good quality white, yellow & red varieties. Russets starting soon. Source your N.J. potatoes in their distinctive "Jersey Fresh" bags



RADISHES

Harvesting good quality product, light volume



SCALLIONS

Harvesting good volume and quality



SWEET CORN

Harvesting great quality, great volume



SWISS CHARD

Harvesting good volume, volumes will decrease with warmer temperatures



TOMATOES

Harvesting excellent quality product in great quantity



TURNIPS

Harvesting good volume and quality



WATERMELON

Harvest great quality with increasing volumes



YELLOW SQUASH

Harvesting good quality in good volume



ZUCCHINI

Harvesting good quality in excellent volume

**FORECAST**



APPLES

Apple crop looks good, big volume on all varieties, fruit is sizing up nicely with all the showers received. Should start harvesting ginger gold in Mid-August