



Nebraska Weather and Crops

100 Centennial Mall North, Room 298, Lincoln, Nebraska 68508
(402) 437-5541 · (402) 437-5547 FAX · www.nass.usda.gov



Issue NE-CW3312

Released August 13, 2012

Agricultural Summary: For the week ending August 12, 2012, temperatures moderated; however, with only limited precipitation, crop conditions continued to decline, according to USDA's National Agricultural Statistics Service, Nebraska Field Office. Drought damaged corn fields continue to be chopped for silage or baled for hay. A few fields of corn were harvested for grain in some southeastern counties, but progress is limited and not widespread. Irrigation remains active as crop progress advances. Fields are being prepared for seeding of winter wheat in the West. Cattle are being removed from pastures and receiving supplemental feed.

Weather Summary: Light rain fell in all districts with amounts averaging less than one third of an inch. A few isolated pockets in the Central and East Central Districts received over one inch of rainfall. Temperatures were 1 degree above normal in the Northwest and Southwest Districts while averaging 2 degrees below normal for the rest of the state. Highs reached triple digits in many areas and lows were mostly in the low 50's.

Soil Moisture and Days Suitable: Nebraska, Week Ending August 12, 2012

	This Week	Last Week	Last Year	Average
<i>Percent</i>				
Topsoil				
Very Short	72	65	2	4
Short	24	29	23	25
Adequate	4	6	72	68
Surplus	0	0	3	3
Subsoil				
Very Short	70	61	1	5
Short	26	33	21	22
Adequate	4	6	76	72
Surplus	0	0	2	1
Days Suitable	6.7	6.5	5.1	5.4

Field Crops Report: Corn in the dough stage was 86 percent, compared to 51 last year and 11 days ahead of 58 average. Corn in the dent stage reached 51 percent, ahead of 7 last year and 14 average. Corn that has reached maturity was 6 percent, compared to 0 last year and average. Corn conditions rated 22 percent very poor, 19 poor, 28 fair, 27 good, and 4 excellent, well below 76 percent good to excellent last year and 77 average. Irrigated corn conditions rated 51 percent good to excellent and dryland corn rated 2.

Soybeans blooming were 97 percent, ahead of 93 last year but near 96 average. Soybeans setting pods were 83 percent, ahead of 66 last year and 74 average. Soybeans turning color were at 2 percent, compared to 0 last year and average. Soybean conditions rated 21 percent very poor, 25 poor, 36 fair, 17 good, and 1 excellent, well below last year's 78 percent good to excellent and 77 average.

Sorghum headed was 64 percent, ahead of 68 last year and 69 average. Sorghum turning color was 1 percent, compared to 1 last year and 3 average. Sorghum conditions rated 13 percent very poor, 28 poor, 45 fair, 14 good, and 0 excellent, well below last year's 79 percent good to excellent and 78 average.

The third cutting of alfalfa was 91 percent complete compared to 46 last year and 50 average. The fourth cutting of alfalfa was 10 percent complete compared to 0 last year and average. Alfalfa conditions rated 42 percent very poor, 26 poor, 18 fair, 13 good, and 1 excellent, well below 78 percent good to excellent last year and 69 average.

Dry beans blooming were 97 percent, ahead of 96 last year and average. Dry beans setting pods were 75 percent, ahead of 68 last year and average. Dry bean conditions rated 2 percent very poor, 8 poor, 39 fair, 45 good, and 6 excellent, well below 65 percent good to excellent last year and 67 average.

Wild hay harvest was 94 percent complete, ahead of 80 last year and 50 average.

Crop Progress: Nebraska, Week Ending August 12, 2012

Crop	This Week	Last Week	Last Year	Average
<i>Percent</i>				
Alfalfa 3 rd Cutting	91	80	46	50
Alfalfa 4 th Cutting	10	4	0	0
Corn Dough	86	76	51	58
Corn Dent	51	32	7	14
Corn Mature	6	3	0	0
Dry Beans Blooming	97	86	96	96
Dry Beans Setting Pods	75	45	68	68
Sorghum Headed	64	60	68	69
Sorghum Turning Color	1	0	1	3
Soybeans Blooming	97	94	93	96
Soybeans Setting Pods	83	61	66	74
Soybeans Turning Color	2	0	0	0
Wild Hay Harvested	94	89	80	50

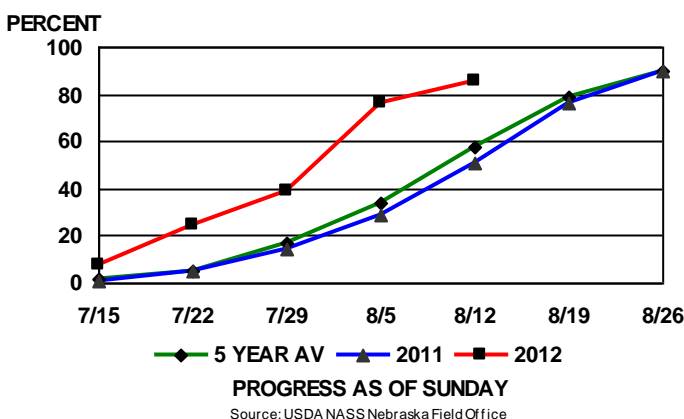
Crop Condition: Nebraska, Week Ending August 12, 2012

Crop	Very Poor	Poor	Fair	Good	Excellent
<i>Percent</i>					
Alfalfa	42	26	18	13	1
Corn	22	19	28	27	4
Dry Beans	2	8	39	45	6
Sorghum	13	28	45	14	0
Soybeans	21	25	36	17	1

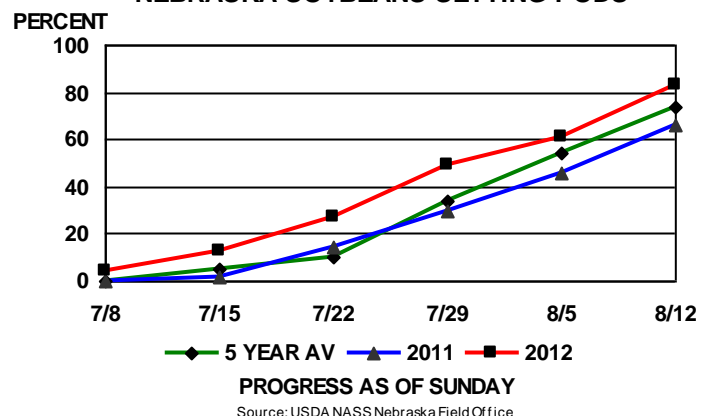
Livestock, Pasture and Range Report: Pasture and range conditions rated 59 percent very poor, 33 poor, 7 fair, 1 good, and 0 excellent, well below 75 percent good to excellent last year and 72 average.

This release is based on data from FSA county directors, county extension educators, NOAA, and the High Plains Regional Climate Center. County comments and reports can be found at: http://www.nass.usda.gov/Statistics_by_State/Nebraska/Publications/Crop_Progress_&_Condition/NEcurrent.asp

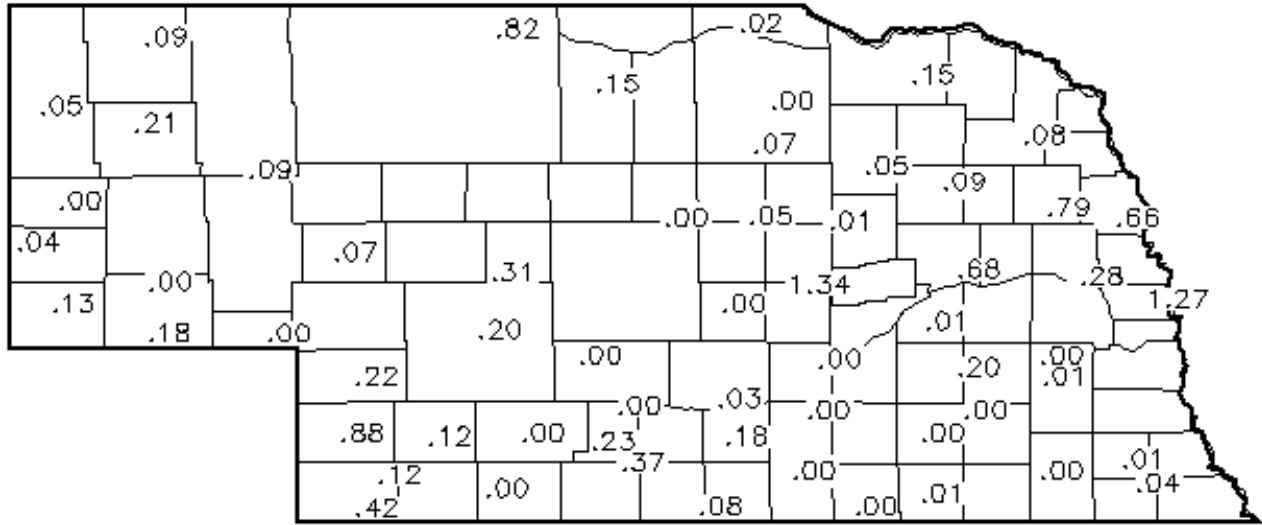
NEBRASKA CORN DOUGH



NEBRASKA SOYBEANS SETTING PODS



Precipitation in Inches for Week Ending 8:00 a.m. August 12, 2012



Precipitation: By District, Nebraska, August 6 – August 12, 2012

Item	NW	NC	NE	CEN	EC	SW	SC	SE
Total past week	.07	.19	.16	.33	.34	.18	.20	.02
Total since April 1	5.26	8.96	10.27	8.22	11.22	8.39	9.93	11.95
Normal since April 1	10.63	13.14	15.02	14.56	15.48	12.59	14.59	16.05
Total as % of normal	48%	68%	68%	56%	72%	66%	67%	74%

Temperature and Growing Degree Days: By Location, Nebraska, Week Ending Sunday, August 12, 2012

Station	Temperature				Growing Degree Days Since April 15			
	Extremes		Average	Departure	Last Week	Current	Normal	
	High	Low						
NW	Alliance	99	50	73	0	1853	1994	1949
	Scottsbluff	99	51	74	+1	1993	2140	1935
	Sidney	100	52	75	+1	1941	2093	2032
NC	Ainsworth	100	50	72	-2	2082	2223	2134
	Arthur	100	53	74	0	2009	2161	2096
	O'Neill	100	53	72	-2	2086	2229	2169
NE	Concord	93	52	71	-5	2174	2310	2257
	Elgin	92	52	71	-4	2115	2254	2207
	West Point	96	49	72	-4	2203	2344	2321
C	Grand Island	99	54	73	-2	2220	2369	2178
	Cozad	100	53	72	-2	2080	2220	2138
	Ord	98	52	73	-1	2121	2268	2167
EC	Central City	101	52	73	-2	2222	2372	2211
	Lincoln	101	54	77	0	2467	2634	2378
	Mead	102	48	74	-3	2308	2457	2377
SW	Champion	102	55	75	+1	2056	2208	2108
	Dickens	100	52	75	0	2079	2230	2119
	McCook	100	55	76	+1	2241	2398	2132
SC	Minden	95	55	73	-2	2181	2329	2155
	Red Cloud	98	54	75	0	2376	2536	2193
	Smithfield	96	55	72	-2	2167	2315	2144
SE	Beatrice	98	52	75	-2	2374	2532	2378
	Clay Center	96	53	72	-3	2240	2384	2194
	Nemaha	104	55	77	0	2536	2700	2377

Source: High Plains Regional Climate Center and Nebraska State Climate Office