



# Nebraska Weather and Crops

100 Centennial Mall North, Room 298, Lincoln, Nebraska 68508  
(402) 437-5541 · (402) 437-5547 FAX · www.nass.usda.gov



Issue NE-CW3711

Released September 12, 2011

**Agricultural Summary:** For the week ending September 11, 2011, crops were turning fall colors during a mostly dry week with below normal temperatures, according to USDA's National Agricultural Statistics Service, Nebraska Field Office. Producers were beginning to pick up pipe as irrigation was ending. Corn silage, high moisture corn, and seed corn harvests picked up momentum. Dry bean and proso millet harvests are underway in the west. Almost a quarter of the winter wheat crop was seeded. Flooded land that neighbored rivers has begun to reappear.

**Weather Summary:** Temperatures for the week averaged 3 degrees below normal. Highs were mainly in the mid to upper 80's. Lows were recorded in the 40's but dipped into the upper 30's in isolated locations. Only small amounts of rain were recorded in the extreme southwest and western Panhandle counties. The majority of the state received no precipitation.

### Soil Moisture and Days Suitable: Nebraska, Week Ending September 11, 2011

	This Week	Last Week	Last Year	Average
<i>Percent</i>				
<b>Topsoil</b>				
Very Short	3	2	4	5
Short	31	20	37	27
Adequate	65	75	59	65
Surplus	1	3	0	3
<b>Subsoil</b>				
Very Short	2	2	2	11
Short	25	19	24	27
Adequate	72	77	74	61
Surplus	1	2	0	1
<b>Days Suitable</b>	6.8	5.7	6.0	5.6

**Field Crops Report:** Corn condition rated 2 percent very poor, 5 poor, 17 fair, 57 good, and 19 excellent, below 83 percent good to excellent last year but near 74 average. Irrigated corn conditions rated 81 percent good to excellent and dryland corn rated 70. Corn in dent or beyond was 90 percent, near 91 last year and 87 average. Corn mature was 9 percent, well behind 23 last year and 20 average. Corn harvest was at 1 percent with seed corn and high moisture fields being taken.

Soybean condition rated 1 percent very poor, 3 poor, 14 fair, 59 good, and 23 excellent, near 80 percent good to excellent last year but above 73 average. Soybeans turning color was 39 percent, well behind 63 last year and 59 average. Soybeans dropping leaves was 3 percent, behind 18 last year and 13 average.

Winter Wheat seeded was 23 percent, equal to last year and near 20 average.

Proso Millet harvest was 14 percent, behind 28 last year and 18 average.

Sorghum conditions rated 0 percent very poor, 8 poor, 15 fair, 63 good, and 14 excellent, near last year's good to excellent rating of 79 percent but above 72 average. Sorghum turning color was 79 percent, behind 90 last year but ahead of 73 average. Sorghum mature was 9 percent, ahead of 3 last year and 5 average.

Dry Beans condition rated 2 percent very poor, 15 poor, 21 fair, 51 good, and 11 excellent, below 75 percent good to excellent last year and 68 average. Dry beans turning color was 83 percent, behind 97 percent last year and 8 average. Dry beans dropping leaves were 59 percent, near last year's 61 but ahead of 48 average. Dry beans harvested was 10 percent, behind 25 last year and 15 average.

Alfalfa rated 0 percent very poor, 4 poor, 18 fair, 65 good, and 13 excellent, below 80 percent good to excellent last year but well above 64 average. Third cutting of alfalfa was at 95 percent, near 96 last year and average. The fourth cutting of alfalfa was at 33 percent, behind 41 last year but ahead of 30 average.

### Crop Progress: Nebraska, Week Ending September 11, 2011

Crop	This Week	Last Week	Last Year	Average
<i>Percent</i>				
Alfalfa 3 <sup>rd</sup> Cutting	95	85	96	96
Alfalfa 4 <sup>th</sup> Cutting	33	17	41	30
Corn Dent	90	72	91	87
Corn Mature	9	2	23	20
Corn Harvest	1		2	1
Dry Beans Turning Color	83	69	97	88
Dry Beans Dropping Leaves	59	36	61	48
Dry Beans Harvested	10		25	15
Proso Millet Harvest	14	7	28	18
Sorghum Turning Color	79	75	90	73
Sorghum Mature	9		3	5
Soybeans Turning Color	39	12	63	59
Soybeans Dropping Leaves	3		18	13
Winter Wheat Seeded	23	10	23	20

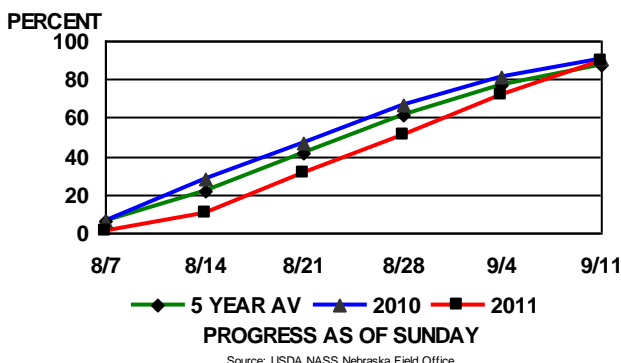
### Crop Condition: Nebraska, Week Ending September 11, 2011

Crop	Very Poor	Poor	Fair	Good	Excellent
<i>Percent</i>					
Alfalfa	0	4	18	65	13
Corn	2	5	17	57	19
Dry Beans	2	15	21	51	11
Sorghum	0	8	15	63	14
Soybeans	1	3	14	59	23

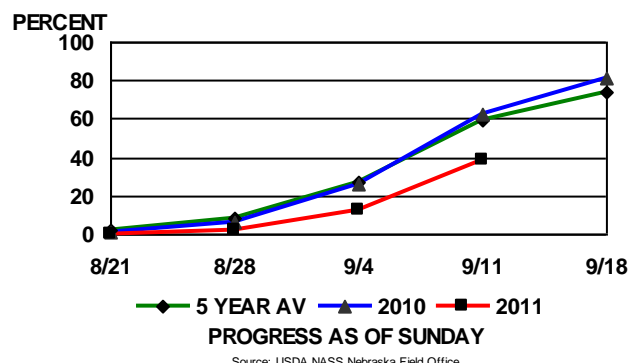
**Livestock, Pasture and Range Report:** Pasture and range conditions rated 1 percent very poor, 6 poor, 23 fair, 61 good, and 9 excellent, below last year's 77 percent good to excellent but above 56 average.

*This release is based on data from FSA county directors, county extension educators, NOAA, and the High Plains Regional Climate Center. County comments and reports can be found at: [http://www.nass.usda.gov/Statistics\\_by\\_State/Nebraska/Publications/Crop\\_Progress\\_&Condition/NEcurrent.asp](http://www.nass.usda.gov/Statistics_by_State/Nebraska/Publications/Crop_Progress_&Condition/NEcurrent.asp)*

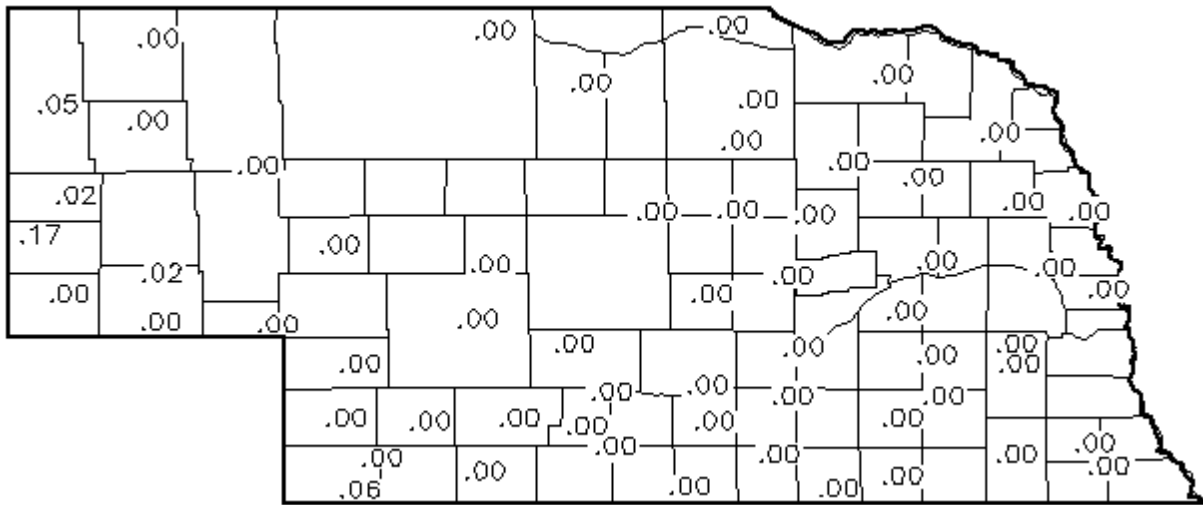
NEBRASKA CORN DENTED



NEBRASKA SOYBEANS TURNING COLOR



**Precipitation in Inches for Week Ending 8:00 a.m. September 11, 2011**



**Precipitation: By District, Nebraska, September 5 – September 11, 2011**

Item	NW	NC	NE	CEN	EC	SW	SC	SE
Total past week	.02	.00	.00	.00	.00	.00	.00	.03
Total since April 1	16.29	20.49	20.65	21.97	23.63	19.46	21.02	20.50
Normal since April 1	12.06	15.46	17.86	17.31	18.92	14.49	17.33	19.76
Total as % of normal	135%	132%	115%	126%	124%	134%	121%	104%

**Temperature and Growing Degree Days: By Location, Nebraska, Week Ending Sunday, September 11, 2011**

Station	Temperature				Growing Degree Days Since April 15			
	Extremes		Average	Departure	Last Week	Current	Normal	
	High	Low						
NW	Alliance	88	42	64	0	2119	2216	2486
	Scottsbluff	89	44	64	0	2275	2373	2470
	Sidney	88	43	64	-1	2183	2287	2591
NC	Ainsworth	89	44	67	+1	2375	2469	2722
	Arthur	87	43	64	-2	2252	2338	2674
	O'Neill	87	42	65	-1	2415	2498	2767
NE	Concord	85	44	64	-3	2475	2555	2883
	Elgin	86	42	64	-3	2469	2548	2817
	West Point	85	43	63	-5	2584	2671	2962
C	Grand Island	85	41	63	-3	2649	2737	2772
	Lexington	85	40	63	-3	2491	2575	2730
	Ord	89	38	63	-3	2487	2575	2764
EC	Central City	84	38	62	-4	2630	2712	2821
	Lincoln	86	46	65	-4	2946	3033	3040
	Mead	84	42	62	-6	2746	2835	3038
SW	Champion	91	38	62	-3	2419	2517	2689
	Dickens	88	41	63	-2	2368	2460	2702
	McCook	88	41	63	-2	2629	2724	2719
SC	Minden	84	41	63	-3	2633	2712	2744
	Red Cloud	86	42	63	-3	2839	2932	2799
	Smithfield	85	43	63	-3	2504	2586	2735
SE	Beatrice	86	44	64	-5	2843	2939	3040
	Clay Center	84	40	62	-4	2687	2775	2799
	Nemaha	85	47	66	-3	3048	3155	3038

Source: High Plains Regional Climate Center and Nebraska State Climate Office