



Nebraska Weather and Crops

100 Centennial Mall North, Room 298, Lincoln, Nebraska 68508
(402) 437-5541 · (402) 437-5547 FAX · www.nass.usda.gov



Issue NE-CW3709

Released September 14, 2009

Agricultural Summary: For the week ending September 13, 2009, a relatively warm week resulted in most soybeans turning color and corn moving toward maturity according to USDA's National Agricultural Statistics Service, Nebraska Field Office. These conditions also helped push dry bean and millet harvests in western counties. High moisture corn harvest began in a few areas but generally the crop was more than a week behind average. Producers continue to prepare equipment and grain bins for harvest and are attending crop and livestock tours.

Weather Summary: Temperatures averaged 1 degree above normal across the state and ranged from the low 90's for highs to near 40 for lows. Widespread precipitation fell but was limited to less than one half inch in most districts. Locally, heavy rains of over five inches were recorded in the extreme northeast.

**Soil Moisture and Days Suitable:
Nebraska, Week Ending September 13, 2009**

	This Week	Last Week	Last Year	Average
<i>Percent</i>				
Topsoil				
Very Short	1	1	4	12
Short	24	21	20	30
Adequate	73	75	73	55
Surplus	2	3	3	3
Subsoil				
Very Short	2	2	7	23
Short	18	17	29	32
Adequate	79	80	63	45
Surplus	1	1	1	0
Days Suitable	5.8	5.8	4.3	5.7

Field Crops Report: Corn conditions rated 2 percent very poor, 5 poor, 14 fair, 51 good, and 28 excellent, above last year's 77 percent good or excellent rating. Irrigated fields rated 82 percent good or excellent, near year ago levels while dryland fields rated 73, above year ago levels. Corn in the dent stage was 85 percent, ahead of last year's 83 but four days behind the 89 average. Corn mature was 9 percent, near last year's 8 but nine days behind the 25 average.

Soybean conditions rated 2 percent very poor, 4 poor, 16 fair, 57 good, and 21 excellent, above last year's 69 percent good or excellent condition. Soybeans turning color was 70 percent, ahead of last year's 51 and near the 69 average. Soybeans dropping leaves was 14 percent, ahead of last year's 12 but behind the 22 average.

Alfalfa conditions rated 1 percent very poor, 4 poor, 20 fair, 57 good, and 18 excellent, above last year's 67 percent good or excellent condition. Third cutting was 94 percent complete, behind last year's 96 and the 97 average. Fourth cutting was 25 percent complete, ahead of last year's 17 but behind the 33 average.

Sorghum conditions rated 0 percent very poor, 3 poor, 24 fair, 54 good, and 19 excellent, near last year's 74 percent good or excellent condition. Sorghum turning color was 53 percent, behind last year's 65 and eleven days behind the 81 average.

Dry bean conditions rated 2 percent very poor, 8 poor, 21 fair, 62 good, and 7 excellent, above last year's 66 percent good or excellent condition. Dry beans turning color were 87 percent, ahead of last year's 78 and 83 average. Dry beans dropping leaves was 44 percent, ahead of last year's 29 and even with the average. Dry beans harvested were 21 percent complete, ahead of last year's 6 and 14 average.

Wheat seeded was 30 percent complete, ahead of last year's 16 and 26 average. Winter wheat emerged was 6 percent complete, ahead of last year's 0 and the average of 4.

Proso millet was 16 percent harvested, ahead of last year's 14 but behind the 24 average.

Crop Progress: Nebraska, Week Ending September 13, 2009

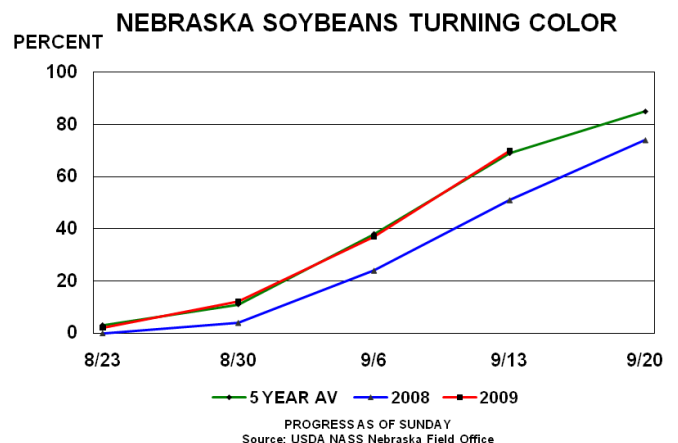
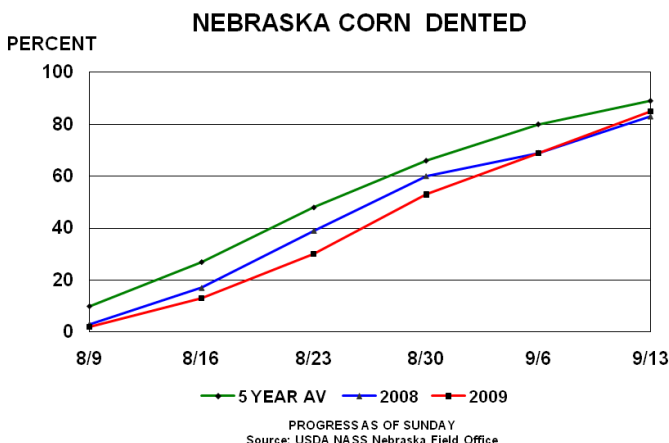
Crop	This Week	Last Week	Last Year	Average
Alfalfa 3 rd Cutting	94	84	96	97
Alfalfa 4 th Cutting	25	17	17	33
Corn Dented	85	69	83	89
Corn Mature	9	6	8	25
Dry Beans Turning Color	87	64	78	83
Dry Beans Dropping Leaves	44	21	29	44
Dry Beans Harvested	21	5	6	14
Proso Millet Harvested	16	2	14	24
Sorghum Turning Color	53	36	65	81
Soybeans Turning Color	70	37	51	69
Soybeans Dropping Leaves	14	2	12	22
Winter Wheat Seeded	30	11	16	26
Winter Wheat Emerged	6			4

Crop Condition: Nebraska, Week Ending September 13, 2009

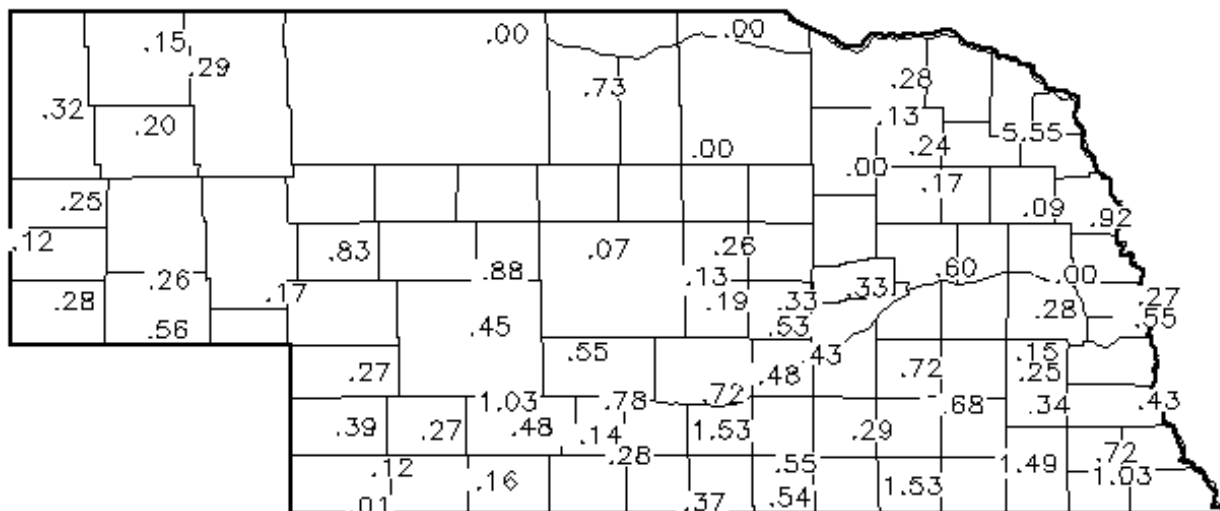
Crop	Very Poor	Poor	Fair	Good	Excellent
Alfalfa	1	4	20	57	18
Corn	2	5	14	51	28
Dry Beans	2	8	21	62	7
Sorghum	0	3	24	54	19
Soybeans	2	4	16	57	21

Livestock, Pasture and Range Report: Pasture and range conditions rated 2 percent very poor, 5 poor, 20 fair, 56 good, and 17 excellent, above last year's 59 percent good or excellent condition.

This release is based on data from FSA county directors, county extension educators, NOAA, and the High Plains Regional Climate Center. County comments and reports can be found at: http://www.nass.usda.gov/Statistics_by_State/Nebraska/Publications/Crop_Progress_&_Condition/cmts_cur.htm



Precipitation in Inches for Week Ending 8:00 a.m. September 13, 2009



Precipitation: By District, Nebraska, April 1 – September 13, 2009

Item	NW	NC	NE	CEN	EC	SW	SC	SE
Total past week	.21	.04	.89	.28	.35	.32	.48	.88
Total since April 1	16.03	17.56	17.12	18.20	18.42	19.69	17.01	18.04
Normal since April 1	12.18	15.35	18.19	17.03	19.25	14.85	16.80	20.02
Total as % of normal	131%	115%	93%	106%	95%	132%	101%	89%

Temperature and Growing Degree Days: By Location, Nebraska, Week Ending Sunday, September 13, 2009

Station	Temperature				Growing Degree Days Since April 15		
	Extremes		Average	Departure	Last Week	Current	Normal
	High	Low					
NW Alliance	91	46	65	+2	103	2096	2518
Scottsbluff	92	43	66	+3	109	2253	2493
Sidney	90	42	64	0	102	2162	2615
NC Ainsworth	87	49	67	+2	119	2223	2753
Arthur	90	43	64	-1	105	2145	2702
O'Neill	82	47	66	+1	115	2278	2797
NE Concord	79	53	66	+1	110	2281	2911
Elgin	79	49	66	0	112	2346	2847
West Point	82	52	67	0	120	2450	2992
C Grand Island	83	52	67	+2	122	2533	2802
Lexington	85	46	66	+1	113	2425	2759
Ord	82	45	66	0	113	2421	2794
EC Central City	82	50	67	+1	122	2521	2852
Lincoln	84	57	70	+3	142	2863	3075
Mead	81	52	68	0	123	2546	3073
SW Champion	91	42	65	0	112	2355	2717
Dickens	90	42	65	0	109	2286	2730
McCook	85	43	66	+1	118	2589	2747
SC Minden	85	50	68	+3	129	2545	2773
Red Cloud	85	56	70	+4	137	2745	2829
Smithfield	86	48	66	+1	115	2448	2763
SE Beatrice	82	55	69	+1	135	2705	3075
Clay Center	82	52	68	+2	124	2556	2829
Nemaha	83	59	71	+3	145	2886	3074

Source: High Plains Regional Climate Center and Nebraska State Climate Office