



Nebraska Weather and Crops

100 Centennial Mall North, Room 298, Lincoln, Nebraska 68508
(402) 437-5541 · (402) 437-5547 FAX · www.nass.usda.gov



Issue NE-CW 1809

Released May 4, 2009

Agricultural Summary: For the week ending May 3, 2009, favorable conditions at the end of the week allowed producers to make significant progress planting spring crops, according to USDA's National Agricultural Statistics Service, Nebraska Field Office. Planting was well ahead of last year and the average with over half of the corn crop in the ground. Soybeans and sorghum planting is underway and oat planting is nearly complete. Alfalfa and pastures need warmer conditions to finish green up and promote growth. Topsoil moisture supplies are above last year and subsoil moisture levels are the best they have been since 1999. Other activities were branding cattle and moving livestock to pastures.

Weather Summary: Unseasonably cool temperatures and wet weather occurred across the state with temperatures averaging 6 degrees below normal. Widespread precipitation ranged from a quarter of an inch of moisture in the North Central District to over an inch in the southern half of the state. Temperatures ranged from highs in the upper 70's in the southwest to lows below freezing in most districts.

**Soil Moisture and Days Suitable:
Nebraska, Week Ending May 3, 2009**

	This Week	Last Week	Last Year	Average
<i>Percent</i>				
Topsoil				
Very Short	0	1	4	4
Short	8	13	10	16
Adequate	81	77	79	73
Surplus	11	9	7	7
Subsoil				
Very Short	4	5	7	14
Short	13	16	18	26
Adequate	80	78	72	57
Surplus	3	1	3	3
Days Suitable	3.7	5.3	4.0	4.3

Field Crops Report: Corn planted made good progress and was 52 percent complete five days ahead of last year's 28 and three days ahead of the average of 42. Corn emerged was 3 percent complete, ahead of last year's 0 and the average of 5.

Soybean planting was 7 percent complete, ahead of last year's 3 and ahead of the average of 5.

Sorghum planting is underway and was 2 percent complete, ahead of last year's 0 and the average of 1.

Wheat conditions rated 1 percent very poor, 3 poor, 25 fair, 59 good, and 12 excellent, above last year's 65 percent good or excellent condition. Wheat jointed was 31 percent, well ahead of last year's 23 but six days behind the 50 average.

Alfalfa conditions rated 0 percent very poor, 3 poor, 23 fair, 66 good, and 8 excellent, above last year's 67 percent good or excellent condition.

Oats conditions rated 0 percent very poor, 11 poor, 9 fair, 75 good and 5 excellent. Oats planted was 95 percent complete, ahead of last year's 86 and the 92 average. Oats emerged was 68 percent, well ahead of last year's 37 and 62 average.

Crop Progress: Nebraska, Week Ending May 3, 2009

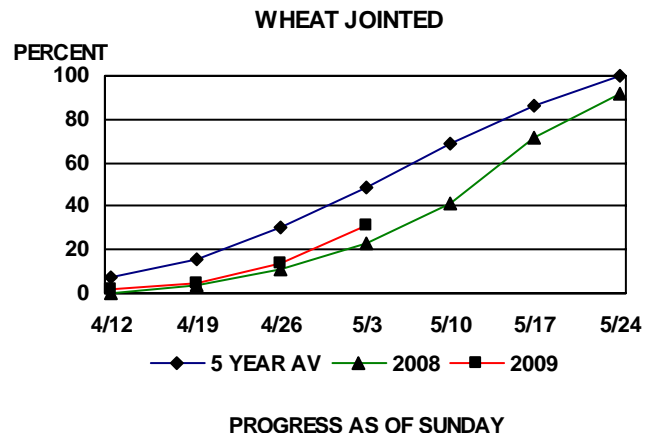
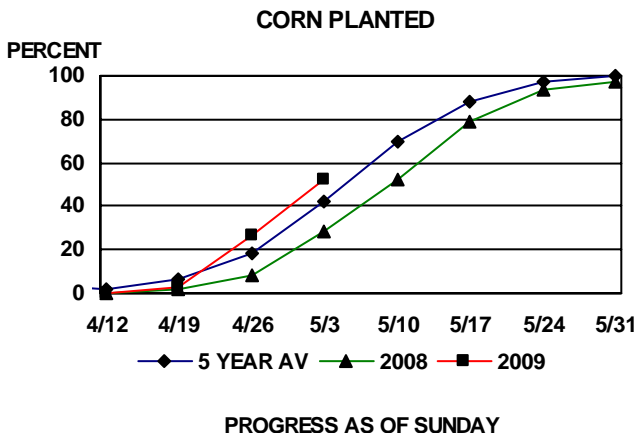
Crop	This Week	Last Week	Last Year	Average
<i>Percent</i>				
Corn Planted	52	27	28	42
Corn Emerged	3		0	5
Oats Planted	95	86	86	92
Oats Emerged	68	34	37	62
Soybeans Planted	7		3	5
Sorghum Planted	2		0	1
Wheat Jointed	31	14	23	50

Crop Condition: Nebraska, Week Ending May 3, 2009

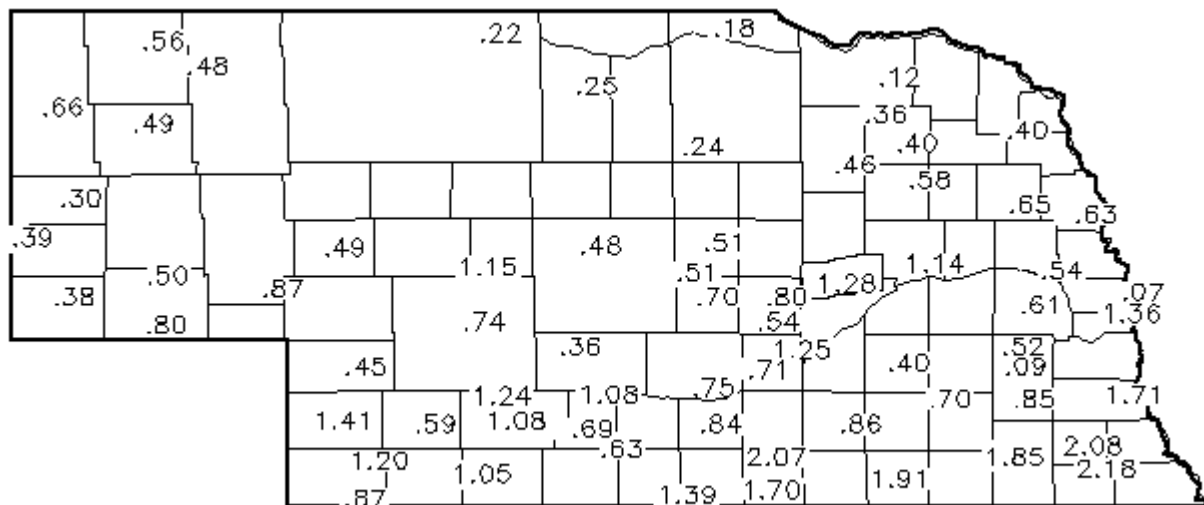
Crop	Very Poor	Poor	Fair	Good	Excellent
<i>Percent</i>					
Alfalfa	0	3	23	66	8
Oat	0	11	9	75	5
Wheat	1	3	25	59	12

Livestock, Pasture and Range Report: Pasture and range conditions rated 0 percent very poor, 5 poor, 26 fair, 60 good, and 9 excellent, ahead of last year. Calf losses rated 14 percent below average, 84 average, and 2 above average.

This release is based on data from FSA county directors, county extension educators, NOAA, and the High Plains Regional Climate Center. County comments and reports can be found at: http://www.nass.usda.gov/Statistics_by_State/Nebraska/Publications/Crop_Progress_&Condition/cmts_cur.htm



Precipitation in Inches for Week Ending 8:00 a.m. May 3, 2009



Precipitation: By District, Nebraska, April 1 – May 3, 2009

Item	NW	NC	NE	CEN	EC	SW	SC	SE
Total past week	.41	.27	.45	.60	.72	1.03	1.08	1.73
Total since April 1	3.41	2.32	2.21	1.79	1.99	3.58	2.64	3.02
Normal since April 1	2.02	2.37	2.91	2.76	3.07	2.18	2.37	3.13
Total as % of normal	169%	101%	75%	64%	65%	164%	112%	96%

Temperature: By District, Nebraska, Week Ending Sunday, May 3, 2009

Station	Temperature			
	Extremes		Average	Departure
	High	Low		
NW Alliance	72	29	44	-9
Scottsbluff	71	33	46	-7
Sidney	71	30	44	-10
NC Ainsworth	77	29	48	-7
Arthur	77	30	45	-10
O'Neill	66	30	49	-7
NE Concord	69	34	50	-6
Elgin	66	33	50	-7
West Point	69	34	51	-6
C Grand Island	66	29	51	-5
Lexington	74	27	49	-6
Ord	68	29	50	-6
EC Central City	67	27	52	-4
Lincoln	69	32	55	-4
Mead	71	30	53	-5
SW Champion	77	31	48	-7
Dickens	77	28	47	-8
McCook	78	30	50	-5
SC Minden	70	26	50	-5
Red Cloud	70	28	53	-4
Smithfield	74	29	50	-6
SE Beatrice	71	32	54	-4
Clay Center	68	28	51	-5
Nemaha	70	38	56	-2

Source: High Plains Regional Climate Center and Nebraska State Climate Office