



# Nebraska Weather and Crops

100 Centennial Mall North, Room 298, Lincoln, Nebraska 68508  
(402) 437-5541 · (402) 437-5547 FAX · [www.nass.usda.gov](http://www.nass.usda.gov)



Issue NE-CW4708

Released November 24, 2008

**Agricultural Summary:** For the week ending November 23, 2008, dry weather allowed corn and sorghum harvests to make progress, according to USDA's National Agricultural Statistics Service, Nebraska Field Office. Corn harvest is now 13 days behind the average with many producers still reporting high grain moisture levels. Sorghum harvest continues to be almost 3 weeks behind. Other activities included moving cattle to stalk fields, fall tillage, and applying fertilizer.

**Weather Summary:** Temperatures averaged one degree below normal across the state. The western part of the state had above normal temperatures with highs near 80. The northeast was the cold spot with highs in the low 50's and lows in the single digits. Precipitation was absent across the majority of the state with only traces reported in a few districts.

**Soil Moisture and Days Suitable:  
Nebraska, Week Ending November 23, 2008**

	This Week	Last Week	Last Year	Average <sup>1</sup>
<i>Percent</i>				
<b>Topsoil</b>				
Very Short	2	3	9	
Short	9	10	34	
Adequate	86	82	56	
Surplus	3	5	1	
<b>Subsoil</b>				
Very Short	1	4	11	
Short	17	16	26	
Adequate	79	77	62	
Surplus	3	3	1	
<b>Days Suitable</b>	6.0	3.3	6.4	

<sup>1</sup>Data not available.

**Field Crops Report:** Corn harvested was 82 percent complete, well behind last year's 99 and 13 days behind the 96 average.

Sorghum harvest was 77 percent complete, well behind last year's 99 and 20 days behind the average of 98.

Winter wheat conditions rated 0 percent very poor, 3 poor, 18 fair, 64 good, and 15 excellent, well above last year's 55 percent good or excellent rating.

**Crop Progress: Nebraska, Week Ending November 23, 2008**

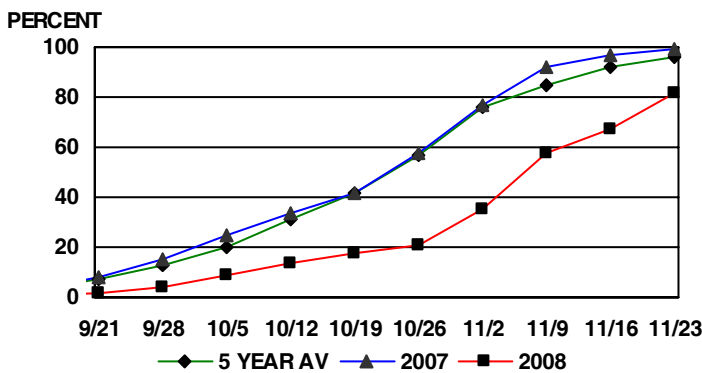
Crop	This Week	Last Week	Last Year	Average
				<i>Percent</i>
Corn Harvested	82	67	99	96
Sorghum Harvested	77	61	99	98

**Crop Condition: Nebraska, Week Ending November 23, 2008**

Crop	Very Poor	Poor	Fair	Good	Excel-Lent
					<i>Percent</i>
Winter Wheat	0	3	18	64	15

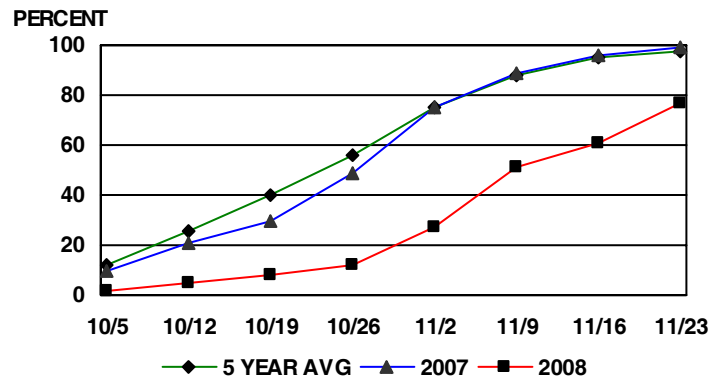
*This release is based on data from FSA county directors, county extension educators, NOAA, and the High Plains Regional Climate Center. County comments and reports can be found at: [http://www.nass.usda.gov/Statistics\\_by\\_State/Nebraska/Publications/Crop\\_Progress\\_&\\_Condition/cmts\\_cur.htm](http://www.nass.usda.gov/Statistics_by_State/Nebraska/Publications/Crop_Progress_&_Condition/cmts_cur.htm)*

**CORN HARVEST**



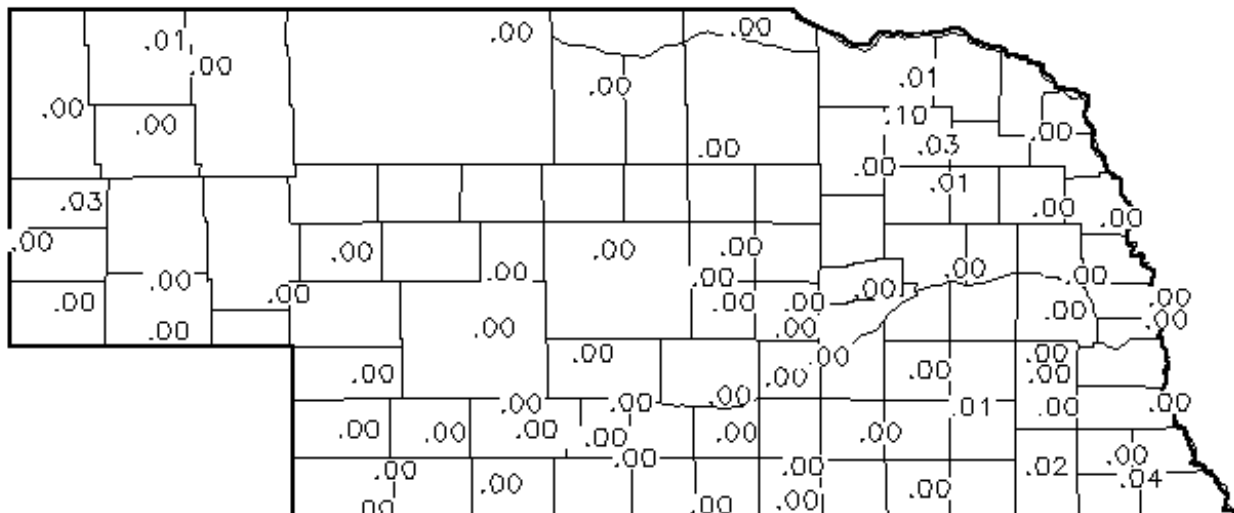
**PROGRESS AS OF SUNDAY**

**SORGHUM HARVEST**



**PROGRESS AS OF SUNDAY**

**Precipitation in Inches for Week Ending 8:00 a.m. November 23, 2008**



**Precipitation: By District, Nebraska, April 1 – November 23, 2008**

Item	NW	NC	NE	CEN	EC	SW	SC	SE
Total past week	.00	.00	.02	.00	.00	.00	.00	.01
Total since April 1	14.38	26.05	28.41	29.34	33.62	25.45	31.27	32.35
Normal since April 1	14.17	18.42	22.44	20.55	24.32	17.38	20.19	25.40
Total as % of normal	101%	140%	127%	141%	138%	145%	154%	127%

**Temperature: By Location, Nebraska,  
Week Ending Sunday, November 23, 2008**

	Station	Temperature			
		Extremes		Average	Departure
		High	Low		
NW	Alliance	77	13	37	+4
	Scottsbluff	78	13	37	+4
	Sidney	80	19	39	+6
NC	Ainsworth	58	10	33	-1
	Arthur	78	10	36	+3
	O'Neill	51	9	32	-3
NE	Concord	45	4	28	-7
	Elgin	51	9	30	-4
	West Point	53	6	30	-6
C	Grand Island	61	10	34	-1
	Lexington	67	8	35	0
	Ord	57	10	33	-1
EC	Central City	61	10	33	-2
	Lincoln	61	11	35	-2
	Mead	60	7	33	-4
SW	Champion	79	9	36	+2
	Dickens	66	9	36	+2
	McCook	70	11	37	+3
SC	Minden	65	9	34	0
	Red Cloud	65	9	35	0
	Smithfield	66	9	35	+1
SE	Beatrice	64	8	34	-3
	Clay Center	61	6	33	-2
	Nemaha	62	11	36	-2

Source: High Plains Regional Climate Center and Nebraska State Climate Office