



# Nebraska Weather and Crops

100 Centennial Mall North, Room 298, Lincoln, Nebraska 68508  
(402) 437-5541 · (402) 437-5547 FAX · [www.nass.usda.gov](http://www.nass.usda.gov)



Issue NE-CW4607

Released November 13, 2007

**Agricultural Summary:** For the week ending November 11, 2007, the third straight week of dry weather allowed fall harvest to near completion, according to USDA's National Agricultural Statistics Service, Nebraska Field Office. Corn harvest remained ahead of last year and average and soybean harvest was even with last year and average. Other activities around the state included moving cattle to stalk fields, fall tillage, and applying fertilizer.

**Weather Summary:** Temperatures averaged four degrees above normal across the state. The Southwest District had the biggest variance in temperature with highs in the upper 70's and lows in the low teens. Precipitation was absent across the entire state.

**Soil Moisture and Days Suitable For Fieldwork:  
Nebraska, Week Ending November 11, 2007**

	This Week	Last Week	Last Year	Average
<i>Percent</i>				
<b>Topsoil</b>				
Very Short	10	7	12	17
Short	24	17	31	32
Adequate	65	74	57	50
Surplus	1	2	0	1
<b>Subsoil</b>				
Very Short	12	12	23	34
Short	26	20	35	36
Adequate	61	66	42	30
Surplus	1	2	0	0
<b>Days Suitable</b>	7.0	6.9	6.3	5.7

**Field Crops Report:** Corn harvested was 92 percent complete, one week ahead of last year's 85 and 4 days ahead of the 85 average.

Soybean harvest was 98 percent complete, even with last year and average.

Sorghum harvest was 92 percent complete, ahead of last year's 90 and 89 average.

Winter wheat conditions rated 0 percent very poor, 3 poor, 34 fair, 58 good, and 5 excellent, below last year's 72 percent good or excellent rating.

**Crop Progress: Nebraska, Week Ending November 11, 2007**

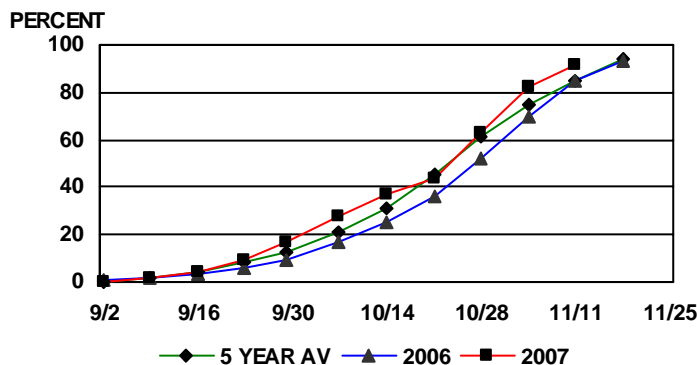
Crop	This Week	Last Week	Last Year	Average
<i>Percent</i>				
Corn Harvested	92	82	85	85
Sorghum Harvested	92	82	90	89
Soybeans Harvested	98	94	98	98

**Crop Condition: Nebraska, Week Ending November 11, 2007**

Crop	Very Poor	Poor	Fair	Good	Excellent
<i>Percent</i>					
Winter Wheat	0	3	34	58	5

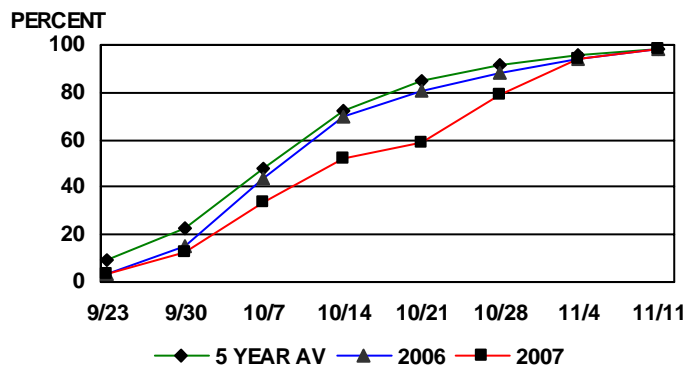
*This release is based on data from FSA county directors, county extension educators, NOAA, and the High Plains Regional Climate Center. County comments and reports can be found at: [http://www.nass.usda.gov/Statistics by State/Nebraska/Publications /Crop Progress & Condition/cmts\\_cur.htm](http://www.nass.usda.gov/Statistics_by_State/Nebraska/Publications/Crop_Progress_&_Condition/cmts_cur.htm)*

**CORN HARVEST**



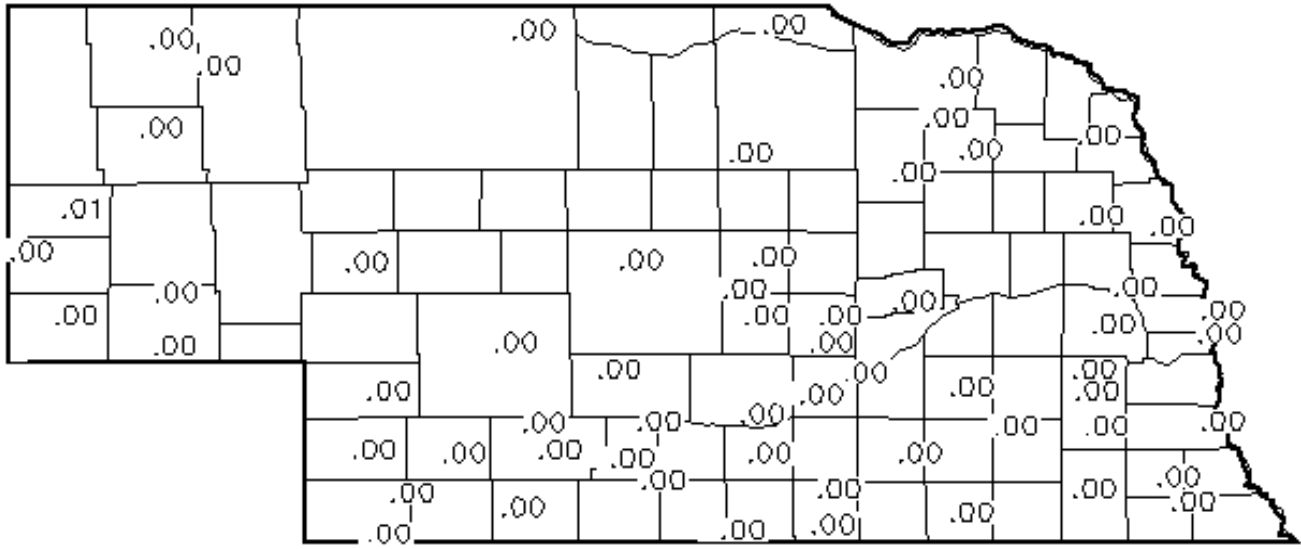
PROGRESS AS OF SUNDAY

**SOYBEAN HARVEST**



PROGRESS AS OF SUNDAY

**Precipitation in Inches for Week Ending 8:00 a.m. November 11, 2007**



**Precipitation: By District, Nebraska, April 1 – November 11, 2007**

Item	NW	NC	NE	CEN	EC	SW	SC	SE
Total past week	.00	.00	.00	.00	.00	.00	.00	.00
Total since April 1	11.43	23.94	31.76	28.72	31.21	21.49	25.41	32.23
Normal since April 1	13.95	18.10	22.02	20.17	23.82	17.09	19.85	24.87
Total as % of normal	81%	132%	144%	142%	131%	125%	127%	129%

**Temperature: By Location, Nebraska,  
Week Ending Sunday, November 11, 2007**

	Station	Temperature			
		Extremes		Average	Departure
		High	Low		
NW	Alliance	68	14	43	+5
	Scottsbluff	71	21	44	+5
	Sidney	71	17	45	+7
NC	Ainsworth	68	17	45	+5
	Arthur	71	18	45	+5
	O'Neill	64	15	43	+2
NE	Concord	72	19	41	0
	Elgin	68	20	44	+3
	West Point	72	20	42	0
C	Grand Island	75	18	45	+5
	Lexington	74	17	45	+5
	Ord	71	16	45	+4
EC	Central City	75	18	44	+3
	Lincoln	68	24	45	+2
	Mead	68	19	42	-1
SW	Champion	77	12	43	+4
	Dickens	77	15	46	+6
	McCook	75	16	46	+6
SC	Minden	76	18	45	+5
	Red Cloud	69	19	46	+5
	Smithfield	73	19	46	+5
SE	Beatrice	68	22	45	+2
	Clay Center	71	20	44	+3
	Nemaha	71	25	47	+3

Source: High Plains Regional Climate Center and Nebraska State Climate Office