



Nebraska Weather and Crops

100 Centennial Mall North, Room 298, Lincoln, Nebraska 68508
(402) 437-5541 · (402) 437-5547 FAX · www.nass.usda.gov



Issue NE-CW3007

Released July 23, 2007

Agricultural Summary: For the week ending July 22, 2007, wheat harvest made substantial gains in the Panhandle where hot, dry weather continued to plague producers, according to USDA's National Agricultural Statistics Service, Nebraska Field Office. One to two inches of moisture fell in many northeastern and east central counties. However, in the northwest, portions of the region were now classified in extreme drought. Irrigation, hay and oat harvest kept farmers busy.

Weather Summary: Temperatures averaged 2 degrees above normal with three districts recording highs in the 100's. The Northeast District saw the most precipitation, averaging over one inch. The Northwest District saw only sprinkles and is now at 61 percent of their normal precipitation since April 1.

Soil Moisture and Days Suitable For Fieldwork: Nebraska, Week Ending July 22, 2007

	This Week	Last Week	Last Year	Average
<i>Percent</i>				
Topsoil				
Very Short	17	14	35	30
Short	37	32	36	33
Adequate	44	50	29	37
Surplus	2	4	0	0
Subsoil				
Very Short	14	11	45	33
Short	35	31	36	33
Adequate	51	57	19	34
Surplus	0	1	0	0
Days Suitable	6.0	5.6	6.0	6.3

Field Crops Report: Corn conditions rated 1 percent very poor, 3 poor, 21 fair, 50 good, and 25 excellent, well above last year's 55 percent good or excellent rating. Irrigated fields rated 86 percent good or excellent while dryland fields rated 59, both above year ago levels. Corn silked was 79 percent, ahead of last year's 78 and 68 average. Nine percent of the corn was in the dough stage, ahead of last year's 8 and 6 average.

Soybean conditions rated 1 percent very poor, 4 poor, 28 fair, 52 good, and 15 excellent, well above last year's 43 percent good or excellent condition. Soybeans blooming were 71 percent, behind last year's 74 but even with average. Soybeans setting pods was 26 percent, behind last year's 30 but ahead of the 22 average.

Wheat harvested was 92 percent, behind last year's 95 but ahead of the 89 average.

Alfalfa conditions rated 4 percent very poor, 9 poor, 30 fair, 44 good, and 13 excellent, well above last year's 26 percent good or excellent condition. Second cutting was 86 percent complete, behind last year's 92 but even with average. Third cutting was 6 percent complete, near last year and average.

Oat conditions rated 0 percent very poor, 4 poor, 28 fair, 60 good, and 8 excellent. Oats harvested was 67 percent, behind last year's 80 and 69 average.

Sorghum conditions rated 0 percent very poor, 1 poor, 18 fair, 64 good, and 17 excellent, well above last year's 49 percent good or excellent condition. Sorghum headed was 4 percent, behind last year's 19 and 11 average.

Dry bean conditions rated 0 percent very poor, 3 poor, 22 fair, 67 good, and 8 excellent, well above last year's 52 percent good or excellent condition. Dry beans blooming were 35 percent, behind last year's 57 and 38 average. Dry beans setting pods were 2 percent, behind last year's 10 and 7 average.

Wild hay conditions rated 4 percent very poor, 5 poor, 22 fair, 57 good, and 12 excellent, well above last year's 17 percent good or excellent condition.

Crop Progress: Nebraska, Week Ending July 22, 2007

Crop	This Week	Last Week	Last Year	Average
<i>Percent</i>				
Alfalfa 2 nd Cutting	86	71	92	86
Alfalfa 3 rd Cutting	6		5	6
Corn Silked	79	57	78	68
Corn Dough	9	5	8	6
Dry Beans Blooming	35	20	57	38
Dry Beans Setting Pods	2	1	10	7
Oats Harvested	67	44	80	69
Sorghum Headed	4	1	19	11
Soybeans Blooming	71	60	74	71
Soybeans Setting Pods	26	13	30	22
Wheat Harvested	92	68	95	89

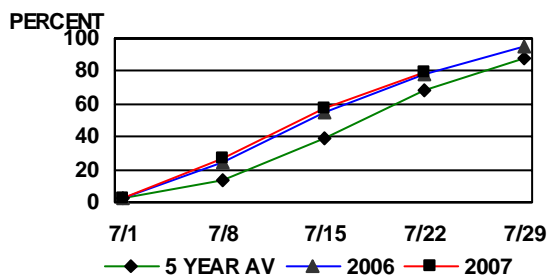
Crop Condition: Nebraska, Week Ending July 22, 2007

Crop	Very Poor	Poor	Fair	Good	Excellent
<i>Percent</i>					
Alfalfa	4	9	30	44	13
Corn	1	3	21	50	25
Dry Beans	0	3	22	67	8
Oats	0	4	28	60	8
Sorghum	0	1	18	64	17
Soybeans	1	4	28	52	15
Wild Hay	4	5	22	57	12

Livestock, Pasture and Range Report: Pasture and range conditions rated 6 percent very poor, 10 poor, 27 fair, 47 good, and 10 excellent, well above last year's 7 percent good or excellent condition.

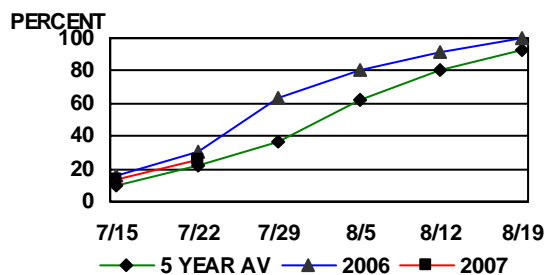
This release is based on data from FSA county directors, county extension educators, NOAA, and the High Plains Regional Climate Center. County comments and reports can be found at: http://www.nass.usda.gov/Statistics_by_State/Nebraska/Publications/Crop_Progress_&_Condition/cmts_cur.htm

CORN SILKED



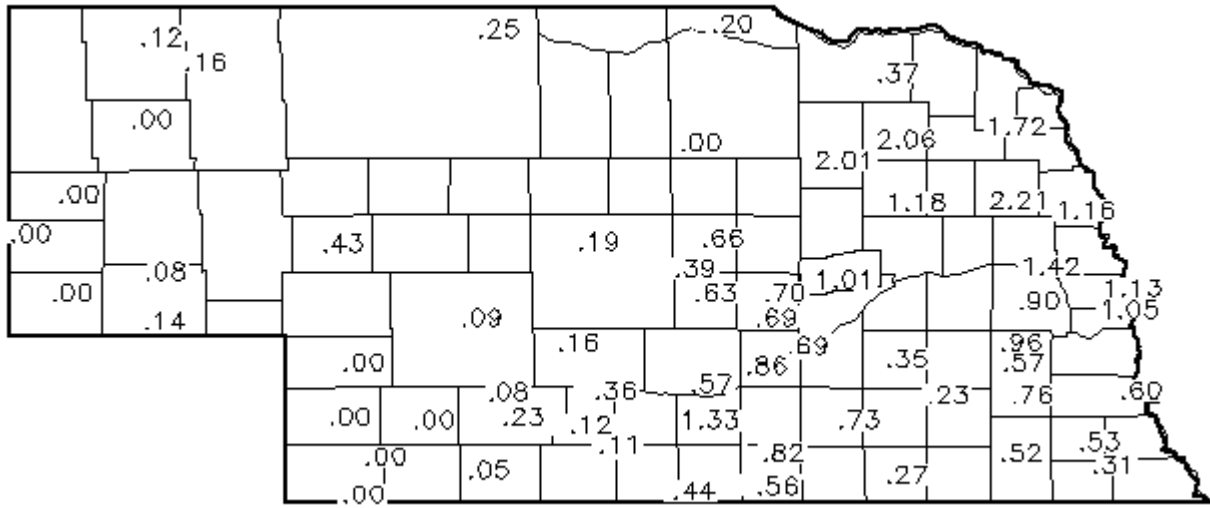
PROGRESS AS OF SUNDAY

SOYBEANS SETTING PODS



PROGRESS AS OF SUNDAY

Precipitation in Inches for Week Ending 8:00 a.m. July 22, 2007



Precipitation: By District, Nebraska, April 1 – July 22, 2007

Item	NW	NC	NE	CEN	EC	SW	SC	SE
Total past week	.02	.26	1.39	.52	.90	.15	.37	.41
Total since April 1	5.81	12.22	13.70	17.72	14.72	14.63	17.16	14.83
Normal since April 1	9.35	11.12	13.17	12.24	13.38	11.00	11.93	13.63
Total as % of normal	61%	110%	104%	145%	110%	131%	143%	109%

**Temperature and Growing Degree Days: By Location, Nebraska,
Week Ending Sunday, July 22, 2007**

Station	Temperature				Growing Degree Days Since April 15			
	Extremes		Average	Departure	Last Week	Current	Normal	
	High	Low						
NW	Alliance	102	54	78	+4	165	1467	1424
	Scottsbluff	104	56	80	+6	170	1604	1419
	Sidney	103	56	79	+4	165	1453	1470
NC	Ainsworth	101	60	79	+3	179	1596	1610
	Arthur	97	56	77	+1	168	1454	1574
	O'Neill	101	58	79	+2	179	1644	1635
NE	Concord	94	58	75	-2	168	1733	1685
	Elgin	95	62	77	0	179	1691	1663
	West Point	93	62	76	-2	174	1777	1758
C	Grand Island	93	62	78	+1	182	1748	1637
	Lexington	94	60	77	+1	176	1642	1609
	Ord	96	59	78	+2	180	1685	1632
EC	Central City	93	60	77	0	180	1780	1668
	Lincoln	99	66	81	+2	196	1943	1804
	Mead	98	62	79	0	186	1839	1801
SW	Champion	101	54	77	+2	160	1539	1578
	Dickens	96	58	76	+1	170	1548	1592
	McCook	97	61	79	+3	181	1740	1601
SC	Minden	92	64	78	+1	182	1718	1619
	Red Cloud	96	63	80	+3	187	1789	1655
	Smithfield	93	61	77	+1	177	1649	1612
SE	Beatrice	96	61	79	+1	187	1833	1804
	Clay Center	92	60	77	0	177	1698	1654
	Nemaha	99	66	80	+1	187	1992	1810

Source: High Plains Regional Climate Center and Nebraska State Climate Office